

SOUTHERN CONFERENCE BASEBALL

2011



MEDIA

GUIDE





HOME IMPROVEMENT DEBRIS?

THE BAGSTER® BAG CAN TAKE IT ONSM



HOLDS UP TO
3300 LB

BAGSTER
DUMPSTER IN A BAGSM



For collection, yellow lifting straps must be able to connect above the bag.

WHEN YOU TAKE ON A PROJECT, THE BAGSTER BAG CAN TAKE ON THE WASTE.

Waste Management's new Bagster Dumpster in a Bag[®] can take on up to 3300 lb of as much clutter and debris as you can throw in it. It's ideal for projects like:

- Renovations and remodeling
- Home and garage cleanup
- Moving preparation
- Landscaping**

IT'S AS EASY AS BUY. FILL. GONE.[®]

Now it's easier than ever to dispose of debris from your home improvement projects with Waste Management's new Bagster service. Buy the Bagster bag at your local home improvement store. It's simple to set up and easy to fill with up to 3300 lb of debris. When your Bagster bag is full, call or go online to schedule collection from Waste Management, and it's gone.***

Go online to thebagster.com to find a retailer near you.



GET \$5.00 OFF
ONE BAGSTER BAG COLLECTION*
COUPON CODE: 100-07160 | EXPIRATION: 07/16/11

*Discount valid for the collection of one (1) Bagster bag. Discount applied to highest collection fee of the order. One coupon per person, household, or company per order. Coupon code must be given at the time of scheduling Bagster bag collection to receive discount. Coupon not valid where prohibited by law and not valid with other offers. Collection service not available everywhere; visit www.thebagster.com to find available service areas.

**Yard waste not accepted in all areas. Visit www.thebagster.com or call 1-877-789-2247 for more information.

***Collection services provided by a local operating subsidiary of Waste Management, Inc. The Bagster bag is provided by WM Bagco, LLC, a Waste Management company. Bagster[®], Dumpster in a Bag[®], BUY. FILL. GONE.[®], and Take It OnSM are marks of WM Bagco, LLC.

2011 Southern Conference Baseball Media Guide

On the Inside

2010 Year-In-Review

Individual Stats.....	43-44
Team Stats.....	40-42
Year-in-Review.....	38-39

2011 Composite Schedule.....2-4

2011 Southern Conference Tournament.....5

All-Time Honors and Awards

All-Conference Teams.....	56-60
National Awards.....	63-64
Players of the Week.....	54-55
SoCon in the Postseason.....	52-53
Yearly Baseball Awards.....	62

All-Time Records

Individual Batting Records.....	65-68
Individual Pitching Records.....	69-72
Team Records.....	72-75
Yearly Statistical Leaders.....	78-85

Appalachian State.....16-17

College of Charleston.....18-19

Citadel, The.....20-21

Davidson.....22-23

Elon.....24-25

Furman.....26-27

Georgia Southern.....28-29

UNC Greensboro.....30-31

Samford.....32-33

Southern Conference

Commissioner John Iamarino.....	12
Hall of Fame.....	11
History.....	6-10
Staff.....	13
Media Relations.....	14

Southern Conference Tournament History

2010 Results.....	38
2011 Information.....	5
SoCon Tournament Results.....	50-51
SoCon All-Tournament Teams.....	61
SoCon Tournament Records.....	76-77

Western Carolina.....34-35

Wofford.....36-37

Yearly Standings.....46-48

The Southern Conference

702 N. Pine Street
Spartanburg, S.C. 29303

Phone:..... (864) 591-5100
Fax:..... (864) 591-3448
Website:..... www.SoConSports.com

Conference Staff

John Iamarino..... Commissioner
Geoff Cabe..... Senior Associate Commissioner
Sue Arakas..... Associate Commissioner
Doug King..... Associate Commissioner for Compliance
Jason Yaman..... Assistant Commissioner for Media Relations
Brandon Neff..... Assistant Commissioner for Championships
Mike Mitchell..... Senior Account Executive/IMG College
Jonathan Caskey..... Associate Director of Media Relations
Jamie Severns..... Director of Multimedia Services
Laura Hayes..... Assistant to the Commissioner
Calhoun Hipp..... Media Relations Assistant
Kristen Gay..... Championships/Operations Assistant
Jamie Lillard..... Multimedia Services Assistant
Tony Thompson..... Coordinator of Officials

Southern Conference Officers

President: Dr. William Pierce, Furman University
Vice-President: Dr. Gibbs Knotts, Western Carolina University

Executive Committee

Dr. Alan Hauser, Appalachian State University
Ms. Kelly Simpson, The Citadel
Dr. Chip Taylor, The Citadel
Katy McNay, Davidson College
Dr. Fred Smith, Davidson College
Dr. Eric Hall, Elon University
Dr. William Pierce, Furman University
Dr. Chris Geyerman, Georgia Southern University
Dr. Terry Ackerman, University of North Carolina at Greensboro
Dr. Chris Metress, Samford University
Dr. Michael Jones, University of Tennessee at Chattanooga
Dr. Gibbs Knotts, III, Western Carolina University
Chip Smith, Western Carolina University
Dr. Jameica Hill, Wofford College
Mr. Richard Johnson, Wofford College

Credits

Editor: Jonathan Caskey
Design: Jonathan Caskey, Jamie Severns
Cover: Jamie Severns
Editorial Assistance: Jason Yaman, Calhoun Hipp and SoCon baseball SIDs.
Online Services: MultiAd, 1720 Detweiler Drive, Peoria, Illinois 61615

SOUTHERN CONFERENCE

February 18 (Friday)

Elon at North Carolina State	3 p.m.
Delaware at UNCG	4 p.m.
Gardner-Webb at The Citadel	4 p.m.
(The Citadel Memorial Challenge)	
Morehead State at Western Carolina	4 p.m.
Ohio at Furman	4 p.m.
Xavier at Wofford	4 p.m.
Appalachian State vs. Maryland Eastern Shore	5 p.m.
(Forest City, N.C.)	
Kentucky at College of Charleston	5 p.m.
(CofC Invitational)	
Georgetown at Davidson	5:30 p.m.
George Washington at Georgia Southern	6 p.m.
Western Illinois at Samford	7 p.m.

February 19 (Saturday)

Army at Davidson	12 p.m.
Ohio at Furman (DH)	12 p.m.
Delaware at UNCG	1 p.m.
Miami (Ohio) at College of Charleston	1 p.m.
(CofC Invitational)	
Morehead State at Western Carolina	1 p.m.
Iona at Wofford (DH)	2 p.m.
North Carolina State at Elon	2 p.m.
George Washington at Georgia Southern	2:30 p.m.
Appalachian State vs. Maryland Eastern Shore	3 p.m.
(Forest City, N.C.)	
Towson at The Citadel	3 p.m.
(The Citadel Memorial Challenge)	
Western Illinois at Samford	3 p.m.
Georgetown at Davidson	3:30 p.m.

February 20 (Sunday)

Towson at The Citadel	11 a.m.
(The Citadel Memorial Challenge)	
Appalachian State vs. Maryland Eastern Shore	1 p.m.
(Forest City, N.C.)	
Delaware at UNCG	1 p.m.
Elon at North Carolina State	1 p.m.
Ohio at Furman	1 p.m.
Radford at Davidson	1 p.m.
Western Illinois at Samford	1 p.m.
George Washington at Georgia Southern	1:30 p.m.
Gardner-Webb at The Citadel	2 p.m.
(The Citadel Memorial Challenge)	
George Mason at Wofford	2 p.m.
Morehead State at Western Carolina	2 p.m.
Marshall at College of Charleston	3 p.m.
(CofC Invitational)	

February 22 (Tuesday)

Furman at Charleston Southern	2 p.m.
Davidson at Presbyterian	3 p.m.
Appalachian State at Gardner-Webb	4 p.m.
Elon at High Point	4 p.m.
UNC Asheville at UNCG	4 p.m.
Western Carolina at Wake Forest	4 p.m.
UNC Wilmington at College of Charleston	5 p.m.
Georgia Tech at Georgia Southern	6 p.m.
Alabama A&M at Samford	7 p.m.

February 23 (Wednesday)

Georgia Tech at Georgia Southern	4 p.m.
Alabama A&M at Samford	5 p.m.
Furman at Georgia	5 p.m.

February 24 (Thursday)

Appalachian State at Miami (Fla.)	7 p.m.
-----------------------------------	--------

February 25 (Friday)

Butler at Wofford	4 p.m.
Cleveland State at UNCG	4 p.m.
Manhattan at Western Carolina	4 p.m.

Wright State at The Citadel	4 p.m.
Youngstown State at College of Charleston	5 p.m.
North Carolina Central at Georgia Southern	6 p.m.
Ohio at Davidson	6 p.m.
Samford at Jacksonville	6 p.m.
Appalachian State at Miami (Fla.)	7 p.m.
Elon at South Florida	7 p.m.

February 26 (Saturday)

Appalachian State at Miami (Fla.)	1 p.m.
Cleveland State at UNCG	1 p.m.
Samford at Jacksonville (DH)	1 p.m.
Youngstown State at College of Charleston	1 p.m.
Lafayette at Davidson	1:30 p.m.
North Carolina Central at Georgia Southern	1:30 p.m.
Manhattan at Western Carolina	2 p.m.
Presbyterian at Wofford	2 p.m.
Old Dominion at The Citadel	3 p.m.
Michigan State at Furman	4 p.m.
(Fluor Field)	
Lehigh at Davidson	5 p.m.
Elon at South Florida	7 p.m.

February 27 (Sunday)

Wright State at The Citadel	11 a.m.
Cleveland State at UNCG	1 p.m.
Dayton at Wofford	1 p.m.
Elon at South Florida	1 p.m.
Lafayette at Davidson	1 p.m.
Samford at Jacksonville	1 p.m.
Youngstown State at College of Charleston	1 p.m.
North Carolina Central at Georgia Southern	1:30 p.m.
Manhattan at Western Carolina	2 p.m.
Old Dominion at The Citadel	2 p.m.
Cincinnati at Furman	4 p.m.
(Fluor Field)	

March 1 (Tuesday)

Western Carolina at Eastern Kentucky	2 p.m.
Davidson at North Carolina State	3 p.m.
College of Charleston at Jacksonville	4 p.m.
UNCG at Wake Forest	4 p.m.
USC Upstate at Wofford	4 p.m.
Furman at South Carolina	7 p.m.
Troy at Samford	7 p.m.

March 2 (Wednesday)

Western Carolina at Eastern Kentucky	2 p.m.
Appalachian State at North Carolina A&T	3 p.m.
Davidson at North Carolina	3 p.m.
UNC Wilmington at Elon	4 p.m.
Wofford at Clemson	4 p.m.
Coastal Carolina at College of Charleston	5 p.m.
Georgia at Furman	6 p.m.
(Fluor Field)	
Georgia Southern at North Florida	6:30 p.m.

March 4 (Friday)

Western Carolina vs. Akron	3 p.m.
(Forest City Tournament; Forest City, N.C.)	
Albany at UNCG	4 p.m.
Pittsburgh at Wofford	4 p.m.
Wright State at Elon	4 p.m.
Western Kentucky at College of Charleston	5 p.m.
(CofC Classic)	
*Appalachian State at The Citadel	6 p.m.
St. John's at Georgia Southern	6 p.m.
*Furman at Davidson	7 p.m.
Toledo at Samford	7 p.m.

March 5 (Saturday)

Albany at UNCG	1 p.m.
Auburn at College of Charleston	1 p.m.
(CofC Classic)	

West Virginia at Elon	1:30 p.m.
*Appalachian State at The Citadel	2 p.m.
*Furman at Davidson	2 p.m.
Pittsburgh at Wofford	2 p.m.
St. John's at Georgia Southern	2:30 p.m.
Toledo at Samford	3 p.m.
Western Carolina vs. Ohio State	3 p.m.
(Forest City Tournament; Forest City, N.C.)	
Wright State at Elon	5:30 p.m.

March 6 (Sunday)

Albany at UNCG	1 p.m.
*Appalachian State at The Citadel	1 p.m.
*Furman at Davidson	1 p.m.
Pittsburgh at Wofford	1 p.m.
St. John's at Georgia Southern	1:30 p.m.
Temple at Elon	2 p.m.
Toledo at Samford	2 p.m.
New York Tech at College of Charleston	3 p.m.
(CofC Classic)	
Western Carolina vs. Army	3 p.m.
(Forest City Tournament; Forest City, N.C.)	

March 8 (Tuesday)

La Salle at Appalachian State	3 p.m.
Ball State at The Citadel	4 p.m.
St. John's at UNCG	4 p.m.
Elon at North Carolina	5 p.m.
USC Upstate at College of Charleston	5 p.m.
Wofford at Vanderbilt	5 p.m.
Furman at East Tennessee State	6 p.m.
Georgia Southern at Florida	7 p.m.
Samford at Jacksonville State	7:30 p.m.

March 9 (Wednesday)

Furman at Presbyterian	2 p.m.
La Salle at Appalachian State	3 p.m.
Clemson at Western Carolina	4 p.m.
St. Joseph's at Elon	4 p.m.
Ball State at College of Charleston	5 p.m.
Davidson at South Carolina	7 p.m.

March 11 (Friday)

*Elon at Appalachian State	3 p.m.
*Samford at The Citadel	6 p.m.
*Western Carolina at UNCG	6 p.m.
*College of Charleston at Davidson	7 p.m.
*Furman at Georgia Southern	7 p.m.
Harvard at Wofford	7 p.m.

March 12 (Saturday)

*Western Carolina at UNCG	1 p.m.
*College of Charleston at Davidson	2 p.m.
*Elon at Appalachian State	2 p.m.
Harvard at Wofford (DH)	2 p.m.
*Samford at The Citadel	2 p.m.
*Furman at Georgia Southern	2:30 p.m.

March 13 (Sunday)

*College of Charleston at Davidson	1 p.m.
*Elon at Appalachian State	1 p.m.
Harvard at Wofford	1 p.m.
*Samford at The Citadel	1 p.m.
*Western Carolina at UNCG	1 p.m.
*Furman at Georgia Southern	1:30 p.m.

March 15 (Tuesday)

Appalachian State at High Point	6 p.m.
The Citadel at Winthrop	6 p.m.
Georgia Southern at Georgia Tech	6 p.m.
Western Carolina at Kennesaw State	6 p.m.
UNC Asheville at Davidson	7 p.m.
South Carolina at Furman	7 p.m.
(Fluor Field)	
UAB at Samford	7 p.m.

March 16 (Wednesday)

Georgia Southern at Georgia Tech	4 p.m.
UNC Asheville at Western Carolina	4 p.m.
Jacksonville at College of Charleston	5 p.m.
Dayton at Furman	6 p.m.
Princeton at UNCG	6 p.m.
Wofford at South Carolina	7 p.m.
Samford at UAB	7:30 p.m.

March 18 (Friday)

*Elon at Western Carolina	4 p.m.
Southern Mississippi at College of Charleston	5 p.m.
(Cougar Invitational)	
*Appalachian State at UNCG	6 p.m.
*Davidson at The Citadel	6 p.m.
*Furman at Wofford	7 p.m.
*Georgia Southern at Samford	7 p.m.

March 19 (Saturday)

*Appalachian State at UNCG	1 p.m.
Connecticut at College of Charleston	1 p.m.
(Cougar Invitational)	
*Davidson at The Citadel	2 p.m.
*Elon at Western Carolina	2 p.m.
*Furman at Wofford	3 p.m.
*Georgia Southern at Samford	3 p.m.

March 20 (Sunday)

*Appalachian State at UNCG	1 p.m.
*Davidson at The Citadel	1 p.m.
*Furman at Wofford	1 p.m.
*Elon at Western Carolina	2 p.m.
*Georgia Southern at Samford	2 p.m.
Rhode Island at College of Charleston	2 p.m.
(Cougar Invitational)	

March 22 (Tuesday)

UNC Asheville at Appalachian State	3 p.m.
Furman at USC Upstate	6 p.m.
Kennesaw State at Georgia Southern	6 p.m.
North Carolina A&T at Davidson	6 p.m.
Elon at Clemson	6:30 p.m.
College of Charleston at South Carolina	7 p.m.
Samford at Mississippi	7:30 p.m.

March 23 (Wednesday)

Wofford at Presbyterian	3 p.m.
Coastal Carolina at The Citadel	6 p.m.
Gardner-Webb at Western Carolina	6 p.m.
North Carolina A&T at UNCG	6 p.m.
USC Upstate at Furman	6 p.m.
Elon at Clemson	6:30 p.m.

March 24 (Thursday)

Cornell at Appalachian State	3 p.m.
------------------------------	--------

March 25 (Friday)

Cornell at Appalachian State	3 p.m.
*Georgia Southern at College of Charleston	6 p.m.
*Samford at Elon	6:30 p.m.
*The Citadel at Wofford	7 p.m.
*UNCG at Furman	7 p.m.
*Western Carolina at Davidson	7 p.m.

March 26 (Saturday)

Cornell at Appalachian State	1 p.m.
*Western Carolina at Davidson	2 p.m.
*The Citadel at Wofford	3 p.m.
*Georgia Southern at College of Charleston	3 p.m.
*UNCG at Furman	4 p.m.
*Samford at Elon	4 p.m.

March 27 (Sunday)

*The Citadel at Wofford	1 p.m.
*Georgia Southern at College of Charleston	1 p.m.
*UNCG at Furman	1 p.m.
*Western Carolina at Davidson	1 p.m.
*Samford at Elon	1:30 p.m.

March 29 (Tuesday)

Charleston Southern at The Citadel	6 p.m.
Furman at Winthrop	6 p.m.
High Point at Western Carolina	6 p.m.
North Carolina Central at Davidson	6 p.m.
North Carolina State at UNCG	6 p.m.
Wofford at USC Upstate	6 p.m.
Georgia Southern at Jacksonville	6:30 p.m.
Jacksonville State at Samford	7 p.m.
Wake Forest at Appalachian State	7 p.m.
(L.P. Frans Stadium; Hickory, N.C.)	

March 30 (Wednesday)

College of Charleston at UNC Wilmington	6 p.m.
Charleston Southern at Furman	6 p.m.
Elon at East Carolina	6 p.m.
Gardner-Webb at Appalachian State	6 p.m.
UNCG vs. North Carolina A&T	6 p.m.
(NewBridge Bank Park)	
The Citadel at South Carolina	7 p.m.
Presbyterian at Wofford	7 p.m.

April 1 (Friday)

*Elon at UNCG	6 p.m.
*Western Carolina at College of Charleston	6 p.m.
*Wofford at Appalachian State	6 p.m.
*The Citadel at Georgia Southern	7 p.m.
*Davidson at Samford	7 p.m.

April 2 (Saturday)

*Elon at UNCG	1 p.m.
*The Citadel at Georgia Southern	2:30 p.m.
*Davidson at Samford	3 p.m.
*Western Carolina at College of Charleston	3 p.m.
*Wofford at Appalachian State	3 p.m.

April 3 (Sunday)

*Elon at UNCG	1 p.m.
*Western Carolina at College of Charleston	1 p.m.
*Wofford at Appalachian State	1 p.m.
*The Citadel at Georgia Southern	1:30 p.m.
*Davidson at Samford	2 p.m.

April 5 (Tuesday)

North Carolina A&T at Appalachian State	6 p.m.
Old Dominion at Elon	6 p.m.
Wofford at Duke	7 p.m.
Samford at Alabama	7:05 p.m.

April 6 (Wednesday)

Duke at UNCG	6 p.m.
Mercer at Georgia Southern	6 p.m.
Presbyterian at Furman	6 p.m.
Western Carolina at Clemson	6:30 p.m.
Appalachian State at East Tennessee State	7 p.m.

April 8 (Friday)

*College of Charleston at The Citadel	6 p.m.
*Samford at Western Carolina	6 p.m.
*Wofford at Elon	6:30 p.m.
*Appalachian State at Furman	7 p.m.
*UNCG at Davidson	7 p.m.
Georgia Southern at Marshall	TBA

April 9 (Saturday)

*College of Charleston at The Citadel	2 p.m.
*UNCG at Davidson	2 p.m.
*Samford at Western Carolina	2 p.m.
*Appalachian State at Furman	4 p.m.
*Wofford at Elon	4 p.m.
Georgia Southern at Marshall	TBA

April 10 (Sunday)

*Appalachian State at Furman	1 p.m.
*College of Charleston at The Citadel	1 p.m.
*UNCG at Davidson	1 p.m.
*Wofford at Elon	1:30 p.m.
*Samford at Western Carolina	2 p.m.
Georgia Southern at Marshall	TBA

April 12 (Tuesday)

College of Charleston at Charleston Southern	3 p.m.
Jacksonville at Georgia Southern	6 p.m.
Wake Forest at UNCG	6 p.m.
Western Carolina at UNC Asheville	6 p.m.
Winthrop at Furman	6 p.m.
Appalachian State at Tennessee	7 p.m.
Davidson at Duke	7 p.m.
South Carolina at The Citadel	7 p.m.

April 13 (Wednesday)

Charleston Southern at College of Charleston	6 p.m.
East Tennessee State at Furman	6 p.m.
North Florida at Georgia Southern	6 p.m.
UNC Asheville at Wofford	7 p.m.

April 15 (Friday)

*Georgia Southern at Western Carolina	6 p.m.
James Madison at UNCG	6 p.m.
*Samford at Appalachian State	6 p.m.
*College of Charleston at Elon	6:30 p.m.
*The Citadel at Furman	7 p.m.
*Davidson at Wofford	7 p.m.

April 16 (Saturday)

James Madison at UNCG	1 p.m.
*Davidson at Wofford	3 p.m.
*Georgia Southern at Western Carolina	3 p.m.
*Samford at Appalachian State	3 p.m.
*The Citadel at Furman	4 p.m.
*College of Charleston at Elon	6:30 p.m.

April 17 (Sunday)

*The Citadel at Furman	1 p.m.
*Davidson at Wofford	1 p.m.
James Madison at UNCG	1 p.m.
*Samford at Appalachian State	1 p.m.
*College of Charleston at Elon	1:30 p.m.
*Georgia Southern at Western Carolina	2 p.m.

April 19 (Tuesday)

The Citadel at Charleston Southern	3 p.m.
Furman at Gardner-Webb	6 p.m.
UNCG at Duke	6 p.m.
Presbyterian at Appalachian State	6 p.m.
South Carolina at College of Charleston	6 p.m.
High Point at Elon	6:30 p.m.
Alabama at Samford	7 p.m.
Duke at Davidson	7 p.m.

April 20 (Wednesday)

College of Charleston at USC Upstate	6 p.m.
The Citadel at Coastal Carolina	6 p.m.
Old Dominion at Elon	6 p.m.
Western Carolina at Tennessee	6 p.m.
Wofford at UNC Asheville	7 p.m.

SOUTHERN CONFERENCE

April 21 (Thursday)

*Appalachian State at Davidson	7 p.m.
*UNCG at Samford	7 p.m.

April 22 (Friday)

USC Upstate at The Citadel	4 p.m.
*Appalachian State at Davidson	6 p.m.
*Furman at College of Charleston	6 p.m.
*Wofford at Western Carolina	6 p.m.
*Elon at Georgia Southern	7 p.m.
*UNCG at Samford	7 p.m.

April 23 (Saturday)

*Appalachian State at Davidson	2 p.m.
USC Upstate at The Citadel	2 p.m.
*Elon at Georgia Southern	2:30 p.m.
*Furman at College of Charleston	3 p.m.
*UNCG at Samford	3 p.m.
*Wofford at Western Carolina	3 p.m.

April 24 (Sunday)

*Furman at College of Charleston	1 p.m.
*Elon at Georgia Southern	1:30 p.m.
*Wofford at Western Carolina	2 p.m.

April 26 (Tuesday)

Appalachian State at Radford	4 p.m.
Davidson at North Carolina Central	6 p.m.
Western Carolina at High Point	6 p.m.
Furman at Clemson	6:30 p.m.
Samford at Auburn	7 p.m.
Wake Forest at Elon	7 p.m.

April 27 (Wednesday)

Elon at Wake Forest	6 p.m.
Georgia Southern at Kennesaw State	6 p.m.
High Point at UNCG	6 p.m.
North Carolina A&T at Appalachian State	6 p.m.
Gardner-Webb at Furman	7 p.m.

April 29 (Friday)

*Georgia Southern at UNCG	6 p.m.
San Diego State at Western Carolina	6 p.m.
*Davidson at Elon	6:30 p.m.
*College of Charleston at Wofford	7 p.m.

April 30 (Saturday)

*Georgia Southern at UNCG	1 p.m.
Presbyterian at The Citadel	2 p.m.
*College of Charleston at Wofford	3 p.m.
San Diego State at Western Carolina	3 p.m.
*Davidson at Elon	6:30 p.m.
*Samford at Furman	7 p.m.

May 1 (Sunday)

San Diego State at Western Carolina	12:30 p.m.
*College of Charleston at Wofford	1 p.m.
*Georgia Southern at UNCG	1 p.m.
Presbyterian at The Citadel	1 p.m.
*Samford at Furman (DH)	1 p.m.
*Davidson at Elon	1:30 p.m.

May 2 (Monday)

Presbyterian at The Citadel	1 p.m.
-----------------------------	--------

May 3 (Tuesday)

Elon at UNC Wilmington	6 p.m.
Presbyterian at Davidson	6 p.m.

May 4 (Wednesday)

Charleston Southern at Georgia Southern	6 p.m.
East Tennessee State at Appalachian State	6 p.m.
Winthrop at The Citadel	6 p.m.
South Carolina at Wofford	7 p.m.

May 6 (Friday)

*Elon at The Citadel	4 p.m.
*UNCG at College of Charleston	6 p.m.
*Wofford at Georgia Southern	7 p.m.
SIU Edwardsville at Samford	8 p.m.

May 7 (Saturday)

*Elon at The Citadel	2 p.m.
*Wofford at Georgia Southern	2:30 p.m.
*UNCG at College of Charleston	3 p.m.
SIU Edwardsville at Samford	3 p.m.
*Western Carolina at Appalachian State	6 p.m.

May 8 (Sunday)

*Elon at The Citadel	1 p.m.
*UNCG at College of Charleston	1 p.m.
*Western Carolina at Appalachian State	1 p.m.
*Wofford at Georgia Southern	1:30 p.m.
SIU Edwardsville at Samford	2 p.m.

May 9 (Monday)

*Western Carolina at Appalachian State	1 p.m.
--	--------

May 10 (Tuesday)

The Citadel at College of Charleston	6 p.m.
Elon at Old Dominion	6 p.m.
UNCG at High Point	6 p.m.
Auburn at Samford	7 p.m.
Clemson at Furman	7 p.m.
(Fluor Field)	

May 11 (Wednesday)

The Citadel at USC Upstate	6 p.m.
(Fluor Field; Greenville, S.C.)	
High Point at Appalachian State	6 p.m.
Kennesaw State at Western Carolina	6 p.m.

May 13 (Friday)

*Davidson at Georgia Southern (DH)	3 p.m.
*Appalachian State at College of Charleston	6 p.m.
*The Citadel at UNCG	6 p.m.
*Western Carolina at Furman	7 p.m.
*Wofford at Samford	7 p.m.

May 14 (Saturday)

*The Citadel at UNCG	1 p.m.
*Appalachian State at College of Charleston	3 p.m.
*Wofford at Samford	3 p.m.
*Western Carolina at Furman	4 p.m.

May 15 (Sunday)

*Appalachian State at College of Charleston	1 p.m.
*The Citadel at UNCG	1 p.m.
*Western Carolina at Furman	1 p.m.
*Wofford at Samford	2 p.m.

May 16 (Monday)

*Davidson at Georgia Southern	4 p.m.
-------------------------------	--------

May 17 (Tuesday)

Georgia Southern at Charleston Southern	2 p.m.
Duke at The Citadel	4 p.m.
Western Carolina at Gardner-Webb	4 p.m.
Appalachian State at North Carolina	6 p.m.
Presbyterian at College of Charleston	6 p.m.
Davidson at Clemson	6:30 p.m.
Samford at Troy	7 p.m.

May 18 (Wednesday)

*Furman at Elon	6:30 p.m.
-----------------	-----------

May 19 (Thursday)

*The Citadel at Western Carolina	6 p.m.
*Georgia Southern at Appalachian State	6 p.m.
*Furman at Elon	6:30 p.m.
*College of Charleston at Samford	7 p.m.

May 20 (Friday)

*Furman at Elon	1:30 p.m.
*College of Charleston at Samford	3 p.m.
*The Citadel at Western Carolina	3 p.m.
*Georgia Southern at Appalachian State	6 p.m.
*UNCG at Wofford	7 p.m.

May 21 (Saturday)

*Georgia Southern at Appalachian State	1 p.m.
*College of Charleston at Samford	2 p.m.
*The Citadel at Western Carolina	2 p.m.
*UNCG at Wofford (DH)	2 p.m.

May 25 (Wednesday)

<i>SoCon Tournament at Charleston, S.C.</i>	
Game 1: #2 Seed vs. #7 Seed	9 a.m.
Game 2: #3 Seed vs. #6 Seed	1 p.m.
Game 3: #1 Seed vs. #8 Seed	5 p.m.
Game 4: #4 Seed vs. #5 Seed	9 p.m.

May 26 (Thursday)

<i>SoCon Tournament at Charleston, S.C.</i>	
Game 5: Loser Game 1 vs. Loser Game 2	9 a.m.
Game 6: Loser Game 3 vs. Loser Game 4	1 p.m.
Game 7: Winner Game 1 vs. Winner Game 2	5 p.m.
Game 8: Winner Game 3 vs. Winner Game 4	9 p.m.

May 27 (Friday)

<i>SoCon Tournament at Charleston, S.C.</i>	
Game 9: Winner Game 5 vs. Loser Game 7	3 p.m.
Game 10: Winner Game 6 vs. Loser Game 8	7 p.m.

May 28 (Saturday)

<i>SoCon Tournament at Charleston, S.C.</i>	
Game 11: Winner Game 7 vs. Winner Game 9	9 a.m.
Game 12: Winner Game 8 vs. Winner Game 10	1 p.m.
Game 13: Winner Game 11 vs. Loser Game 11 [^] 5 p.m.	
Game 14: Winner Game 12 vs. Loser Game 12 [^] 9 p.m.	

May 29 (Sunday)

<i>SoCon Tournament at Charleston, S.C.</i>	
Championship Game	2 p.m.

* - Southern Conference game

^ - If necessary

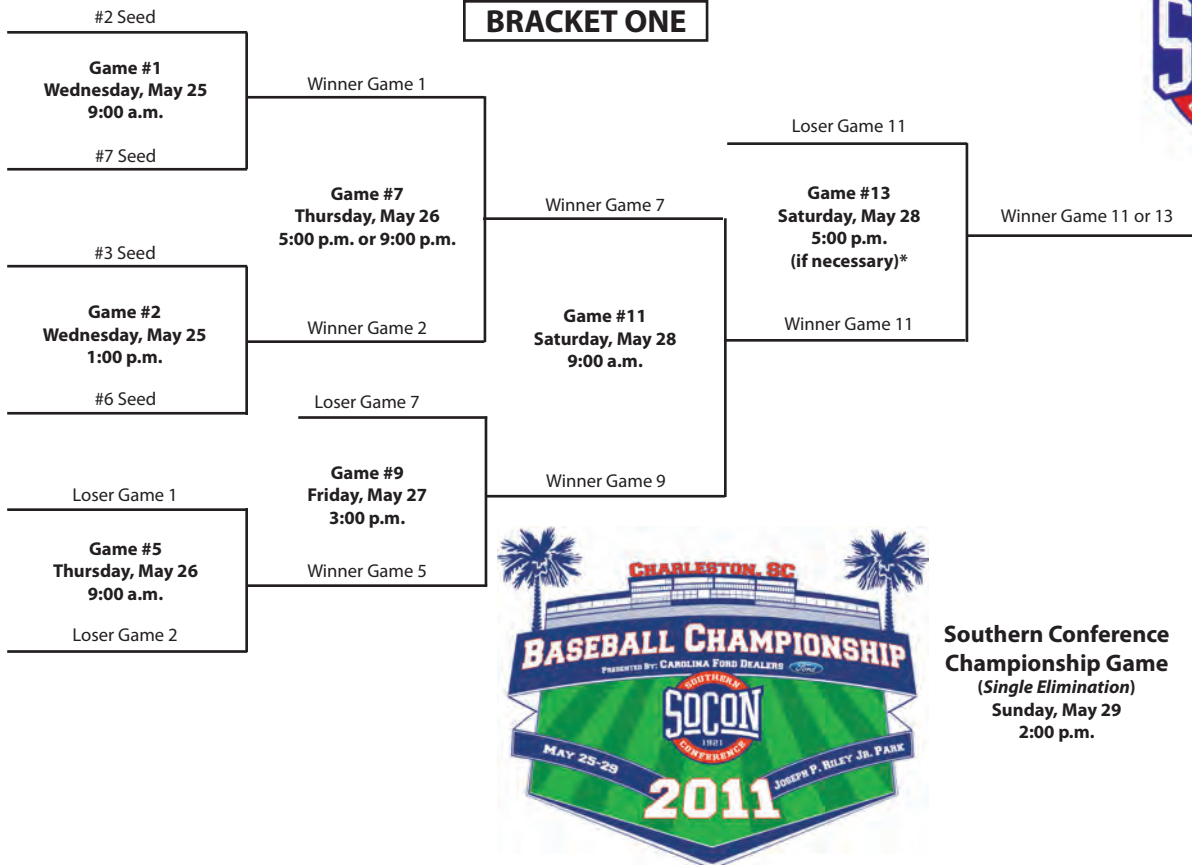
ALL TIMES EASTERN

2011 Southern Conference Baseball Championship

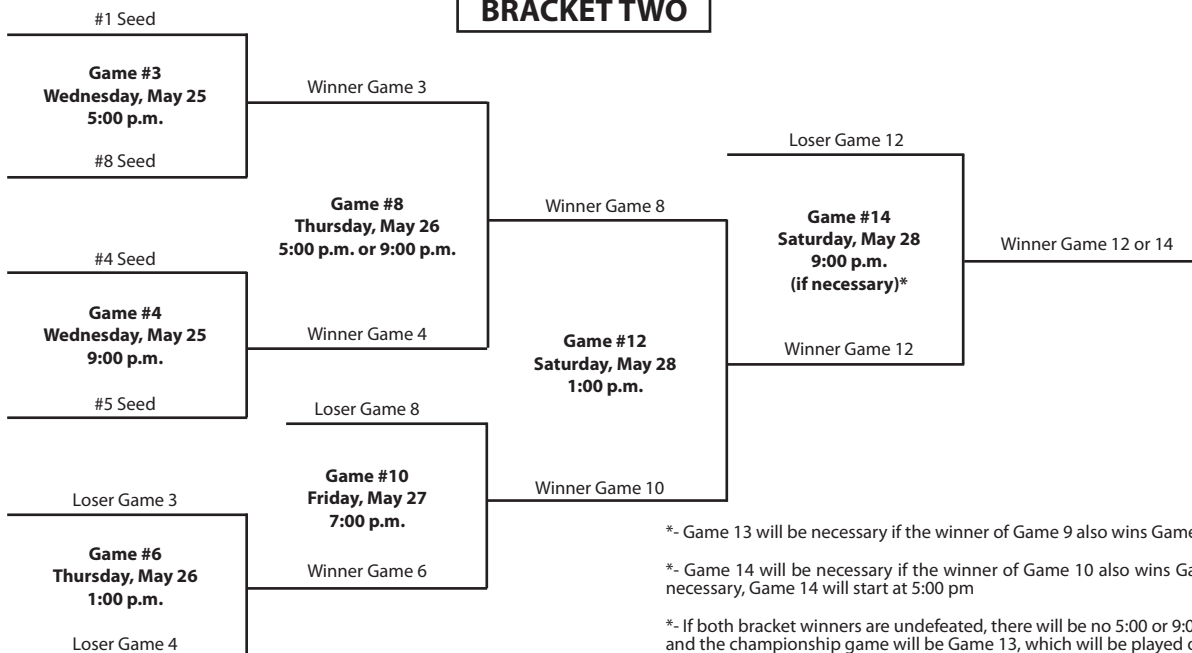
May 25-29, 2011 • Joseph P. Riley, Jr. Park • Charleston, S.C.



BRACKET ONE



BRACKET TWO



*- Game 13 will be necessary if the winner of Game 9 also wins Game 11.

*- Game 14 will be necessary if the winner of Game 10 also wins Game 12. If game 13 is not necessary, Game 14 will start at 5:00 pm

*- If both bracket winners are undefeated, there will be no 5:00 or 9:00 pm games on Saturday and the championship game will be Game 13, which will be played on Sunday.

As tournament host, game times may be adjusted to permit The Citadel to play the 5:00 p.m. game each day as long as it remains in the winner's bracket.

Game times subject to change.

Tournament winner earns the Southern Conference's automatic bid to the NCAA Regionals.

The Southern Conference

The Southern Conference, which began its 90th season of intercollegiate competition in 2010, is a national leader in emphasizing the development of the student-athlete and in helping to build lifelong leaders and role models.

The Southern Conference has been on the forefront of innovation and originality in developing creative solutions to address issues facing intercollegiate athletics. From establishing the first conference basketball tournament (1921), tackling the issue of freshmen eligibility (1922), developing women's championships (1984), to becoming the first conference to install the three-point goal in basketball (1980), the Southern Conference has been a pioneer.

The Southern Conference is the nation's fifth-oldest NCAA Division I collegiate athletic association. Only the Big Ten (1896), the Missouri Valley (1907), the Pacific 10 (1915) and the Southwestern Athletic (1920) conferences are older in terms of origination.


Academic excellence has been a major part of the Southern Conference's tradition. Hundreds of Southern Conference student-athletes have been recognized on ESPN The Magazine/CoSIDA Academic All-America and all-district teams. A total of 19 Rhodes Scholarship winners have been selected from conference institutions.

The Conference currently consists of 12 members in five states throughout the Southeast and sponsors 19 varsity sports and championships that produce participants for NCAA Division I Championships.

The Southern Conference offices are located in the historic Beaumont Mill in Spartanburg, S.C. A textile mill that was in operation from 1880 until 1999, Beaumont Mill was renovated in 2004 and today offers the league first class meeting areas and offices as well as a spacious library for storage of the conference's historical documents.

Membership History

On Feb. 25, 1921, representatives from 14 of the Southern Intercollegiate Athletic Association's (SIAA) 30 members met at Atlanta's Piedmont Hotel to establish the Southern Intercollegiate Conference. On hand at the inaugural meeting were officials



The Atlanta Memorial Auditorium was the site for the first Southern Conference Basketball Championship in 1922. The SoCon basketball tournament is the longest-running of its kind in college basketball history.

from Alabama, Alabama Polytechnic Institute (Auburn), Clemson, Georgia, Georgia School of Technology (Georgia Tech), Kentucky, Maryland, Mississippi A&M (Mississippi State), North Carolina, North Carolina State, Tennessee, Virginia, Virginia Polytechnic Institute (Virginia Tech) and Washington & Lee.

Dr. S.V. Sanford of Georgia was chosen as acting chairman and N.W. Dougherty of Tennessee was named secretary. The decision to form a new athletic conference was motivated by the desire to have a workable number of conference games for each league member. With 30 schools in the SIAA by the early 1920s, it was impossible to play every school at least once during the regular season and many schools went several years between playing some conference members. In addition, in 1920, the SIAA voted down proposed rules that an athlete must be in a college a year before playing on its teams and refused to abolish a rule permitting athletes to play summer baseball for money.

Play began in the fall of 1921 and a year later, six more schools joined the fledgling league including Tulane (which had attended the inaugural meeting but had elected not to join), Florida, Louisiana (LSU), Mississippi, South Carolina and Vanderbilt. VMI joined in 1925 and Duke was added in 1929.

By the 1930s, membership in the Southern Conference had reached 23 schools. C.P. "Sally" Miles of Virginia Tech, president of the Southern Conference, called the annual league meeting to order on Dec. 9, 1932 at the Farragut Hotel in

Knoxville, Tenn. Georgia's Dr. Sanford announced that 13 institutions west and south of the Appalachian Mountains were reorganizing as the Southeastern Conference. Members of the new league included Alabama, Alabama Polytechnic Institute, Florida, Georgia, Georgia School of Technology, Kentucky, Louisiana, Mississippi, Mississippi A&M, University of the South, Tennessee, Tulane and Vanderbilt.

According to the minutes of the meeting, Dr. Sanford stated that the division was made along geographical lines. Florida's Dr. J.J. Tigert, acting as spokesman for the withdrawing group, regretted the move but believed it was necessary as the Southern Conference had grown too large. The resignations were accepted and the withdrawing schools formed the new league which began play in 1932.

The Southern Conference continued with membership of 10 institutions including Clemson, Duke, Maryland, North Carolina, North Carolina State, South Carolina, Virginia, VMI, Virginia Tech and Washington & Lee.

The second major shift occurred some 20 years later. By 1952, the Southern Conference included 17 colleges and universities. Another split occurred when seven schools including Clemson, Duke, Maryland, North Carolina, North Carolina State, South Carolina and Wake Forest departed to form the Atlantic Coast Conference which began play in 1953. The revamped Southern Conference included members The Citadel, Davidson, Furman, George Washington, Richmond, VMI, Virginia Tech, Washington &

Lee, West Virginia and William & Mary.

Today, the league continues to thrive with a membership that includes 12 institutions and a footprint that spans five states: Tennessee, North Carolina, South Carolina, Alabama and Georgia. Current league members are Appalachian State, College of Charleston, The Citadel, Davidson, Elon, Furman, Georgia Southern, UNC Greensboro, Samford, Chattanooga, Western Carolina and Wofford.

Leadership

John Iamarino was officially named commissioner of the conference on January 2, 2006. Iamarino has promoted the Southern Conference through an ambitious agenda which has improved competition, upgraded compliance-related matters, launched the conference's Hall of Fame and increased the marketing and brand awareness of the conference and its member institutions.

The Southern Conference named its first commissioner in December 1950. Duke head football coach Wallace Wade made the transition from Blue Devil football coach to athletics administration as the first person at the helm of the conference.

Lloyd Jordan replaced Wade as the commissioner in 1960 and served a 14-year term until Ken Germann became the league head in 1974. Germann was the commissioner for 13 years and orchestrated the league's expansion to include women's athletics. In 1987, he was succeeded by Dave Hart who spearheaded the transfer of the league office from Charlotte, N.C., to Asheville, N.C.

Wright Waters succeeded Hart upon his retirement in 1991. Under Waters' leadership, the Southern Conference expanded to 12 members, added three women's sports and posted record revenue from the basketball tournament. Waters, who is currently the commissioner of the Sun Belt Conference, was followed by Alfred B. White in 1998. White, a veteran member of the NCAA office, introduced the current conference logo and elevated the conference's commitment to marketing and development of corporate partners.

Danny Morrison headed the conference from 2001-2005 and orchestrated the league's move from Asheville, N.C., to Spartanburg, S.C. Under Morrison's leadership, the conference increased its marketing and promotional efforts.



The 2008 addition of Samford University in Birmingham, Ala. extended the Southern Conference's reach to five states across the Southeast.

Championship History

The first Southern Conference Championship was the league basketball tournament held in Atlanta in 1922. The North Carolina Tar Heels won the tournament to become the first recognized league champion in any sport. The Southern Conference Tournament remains the oldest of its kind in college basketball.

Commissioner Germann spearheaded the Southern Conference's expansion to include women's athletics during the 1983-84 season. That year, league championships were held in volleyball, basketball and tennis. Cross country joined the mix in 1985 and the league began holding indoor and outdoor track championships in 1988. Most recently, the conference instituted golf and softball championships in the spring of 1994 and added soccer in the fall of 1994.

The Germann Cup, named in honor of the former commissioner, annually recognizes the top women's athletics programs in the conference. From its humble beginnings, women's athletics have become an integral part of the Southern Conference and its success.

The Southern Conference declares champions in 10 men's sports - football, soccer, cross country, basketball, indoor track and field, outdoor track and field, wrestling, baseball, tennis and golf - and nine women's sports -

soccer, volleyball, cross country, basketball, indoor track and field, outdoor track & field, tennis, golf and softball.

Football

The Southern Conference has also excelled as the premier Football Championship Subdivision (FCS) conference. Southern Conference member Appalachian State won the three consecutive FCS titles from 2005-07, becoming the first team to do so. The league boasts more than 250 players who have garnered All-America recognition and numerous national player or coach of the year awards. The conference has had at least one team in the Top 10 of the final FCS poll for 25 consecutive years with at least two teams finishing in the Top 20 in every season since 1982.

The conference has placed multiple representatives in the FCS Playoffs in 23-of-27 seasons, with 16 Championship Game appearances and eight national titles. The Southern Conference has had at least one team reach the semifinals in 10 of the last 12 years and in 16 of the last 19 seasons.

In 2007, Appalachian State became the first FCS team to defeat a nationally-ranked Football Bowl Subdivision (FBS) team when the Mountaineers defeated No. 5-ranked Michigan, 34-32, on Sept. 1 before a sellout crowd at Michigan Stadium.

Prior to the conference's reclassification in 1981, Southern Conference football teams appeared in a total of 36 bowl games, posting a record of 16-18-2. From 1925-30, league schools won five football national championships in a six year span. There are nearly 40 former Southern Conference players in the College Football Hall of Fame. One of the most recognizable of these names is former North Carolina running back Charlie "Choo Choo" Justice who helped guide North Carolina to three bowl appearances. He was a first team All-America selection and Heisman Trophy runner-up in 1948 and 1949. In 1949, Justice earned first team all-conference honors for the fourth consecutive season, becoming the first player in league history to achieve that feat. He was a member of the league's inaugural Hall of Fame Class in 2009.

Another of the league's football products that made it to the College Football Hall of Fame is Sam Huff of West Virginia. Huff was a three-year starter on both the offensive and defensive lines for the Mountaineers. In 1955, Huff earned first team All-America honors on the field and was a first team Academic All-America for his work in the classroom. He played 12 seasons in the National Football League for the New York Giants and the Washington Redskins. A member of the conference's first Hall of Fame class, he was a five-time All-Pro defensive lineman and is also a member of the Pro Football Hall of Fame.

In recent years, the Southern Conference has continued to produce outstanding student-athletes. In 1999, Georgia Southern's Adrian Peterson captured the Walter Payton Award presented annually to the Football Championship Subdivision's most outstanding offensive player. Furman's Louis Ivory was awarded the honor in 2000, Georgia Southern's Jayson Foster was presented with the 2007 trophy and most recently, Appalachian State's record-setting quarterback, Armanti Edwards, became the first two-time winner in Payton Award history after claiming the honor in 2008 and 2009.

Appalachian State's Dexter Coakley was a three-time all-conference selection and consensus All-America in 1994, '95 and '96 before going on to stardom with the Dallas Cowboys. Coakley won a pair of Buck Buchanan Awards, given to Football Championship Subdivision's top defensive player each year. Terrell Owens went from catching passes at Chattanooga to a stellar NFL career. Western Carolina's David Patten and

Southern Conference Members

Alabama (1921-1932)

Appalachian State (1971-present)

Auburn (1921-1932)

College of Charleston (1998-present)

The Citadel (1936-present)

Clemson (1921-1953)

Davidson (1936-1988, 1991-present)

Duke (1928-1953)

East Carolina (1964-1976)

East Tennessee State (1978-2005)

Elon (2003-present)

Florida (1922-1932)

Furman (1936-present)

George Washington (1936-1970)

Georgia (1921-1932)

Georgia Southern (1991-present)

Georgia Tech (1921-1932)

Kentucky (1921-1932)

Louisiana State (1922-1932)

Marshall (1976-1997)

Maryland (1921-1953)

Mississippi (1922-1932)

Mississippi State (1921-1932)

North Carolina (1921-1953)

UNCG (1997-present)

North Carolina State (1921-1953)

Richmond (1936-1976)

Samford (2008-present)

South Carolina (1922-1953)

Tennessee (1921-1932)

Chattanooga (1976-present)

Tulane (1922-1932)

University of the South (1922-1932)

Vanderbilt (1922-1932)

Virginia (1921-1937)

VMI (1924-2003)

Virginia Tech (1921-1965)

Wake Forest (1936-1953)

Washington & Lee (1921-1958)

West Virginia (1950-1968)

Western Carolina (1976-present)

William & Mary (1936-1977)

Wofford (1997-present)

Bold indicates current SoCon member.

Appalachian State's Matt Stevens were both members of the New England Patriots Super Bowl Champion team in 2002 and Patten also earned Super Bowl rings with the Patriots in 2004 and '05.

Basketball

Men's basketball was the first sport in which the conference held a championship. The league tournament is the nation's oldest, with the inaugural championship held at Atlanta's City Auditorium in 1922 and was won by North Carolina.

Not only was the Southern Conference Tournament the first of its kind, the league also helped change the face of college basketball. In 1980, the league began a season-long experiment with a 22-foot three-point field goal with the approval of the NCAA Rules Committee. Ronnie Carr of Western Carolina made the first three-point field goal in college basketball history in a game against Middle Tennessee State on Nov. 29, 1980.

Another college basketball tradition that originated in the Southern Conference is the traditional cutting of the nets by the winning team. According to USA Today, the practice of net cutting originated in 1947 with North Carolina State head coach Everett Case. As a

first-year head coach, Case led the Wolfpack to the Southern Conference Tournament title. Case celebrated by claiming the nets as a souvenir of the win to commemorate the event.

Basketball coaching legend Red Auerbach gives credit to former George Washington coach Bill Reinhart, who coached in the conference for nearly 30 years, as one of the originators of the modern fast-break.

West Virginia's 10 tournament championships are still the most in league history. The Mountaineers were led by the incomparable Jerry West from 1958 through '60. West, a two-time All-America selection, spurred West Virginia to the Final Four in 1959. The Mountaineers lost in the championship game that season to California, 71-70, but West earned Final Four Most Valuable Player honors. West was a three-time Southern Conference tournament MVP, a two-time league regular season MVP, and was twice named the conference's Athlete of the Year. He went on to a spectacular career with the Los Angeles Lakers of the National Basketball Association and was inducted into the Naismith Memorial Basketball Hall of Fame in 1979. He was a 14-time NBA All-Star while with the Lakers. It is West's silhouette that comprises the NBA's globally recognized logo.

Frank Selvy set the NCAA record for points in a game while at Furman. On Feb. 13, 1954, the senior scored 100 points in a game against Newberry, a record that still stands. Selvy was the Southern Conference Most Valuable Player in 1953 and 1954 and the league's Athlete of the Year in 1954. He went on to a 10-year career in the NBA. Selvy and his former Lakers teammate West were both enshrined in the league's Hall of Fame in 2009.

Rod Hundley was another West Virginia star during the 1950s. "Hot Rod" made a name for himself as one of the most spectacular players to tour the league during his era. Hundley averaged 24.5 points per game in his three seasons as a Mountaineer and was an all-conference and all-tournament performer in each of those three years. He was the Southern Conference Most Valuable Player and Athlete of the Year as a senior in 1957. He was the first player selected in the 1957 NBA draft and enjoyed a six-year career in that league.

East Tennessee State's Keith "Mister" Jennings made his mark on the college basketball world in the early 1990s. Despite standing less than six feet tall, Jennings was a two-time all-conference choice and the league's Player of the Year and Athlete of the Year in 1991. Jennings played with the Golden State Warriors of the NBA.

Besides West Virginia's team in 1959, the Southern Conference has been represented in the Final Four on two other occasions. North Carolina advanced to the NCAA championship game in 1943 before falling 43-40 to Oklahoma State. North Carolina State finished third in the tournament in 1950.

Davidson continued the record of success by advancing to the NCAA Tournament's Elite Eight in 2008 as coach Bob McKillop's Wildcats came within a basket of making the Final Four behind the play of sophomore guard Stephen Curry. Curry, a two-time SoCon Male Athlete of the Year winner, led the nation in scoring as a junior at 28.6 points per game.

Women's basketball competition began in the Southern Conference in 1983-84 with seven teams. In the sport's history, seven schools have won the league's tournament at least once with Chattanooga winning 12 and Appalachian State owning six titles. UNC Greensboro won the 1998 tournament as head coach Lynne Agee became the first coach to take a team to the NCAA Tournament in all three Divisions - I, II and

III. In 2001, Chattanooga head coach Wes Moore became the first coach in NCAA history to take three different teams to the NCAA Tournament in all three Divisions.

Since 1984, seven different teams have claimed at least a share of the regular season crown. Chattanooga has the most overall titles with 15, six of them shared. Chattanooga also owns the most outright championships with nine. Only five players have won the conference Player of the Year award twice: East Tennessee State's DeShawne Blocker in 1992-93 and 1994-95; Furman's Jackie Smith, 1997-98 and 1998-99 and Chattanooga's Damita Bullock (2000, '01), Alex Anderson (2007, '08) and Shanara Hollinquest (2009, '10).

Other Sports

In baseball, Wake Forest advanced to the championship game of the NCAA College World Series in 1949. Demon Deacon second baseman Charles Teague was named the College World Series Most Valuable Player. The Citadel made history in 1990 by becoming the first military school to make an appearance at the College World Series. The Bulldogs were joined that season at the College World Series by current conference member Georgia Southern.

One of the Southern Conference's more famous baseball alums is Duke's Dick Groat. The Blue Devil shortstop, who was also a basketball standout, was the conference's Athlete of the Year in 1951 and 1952. He went on to a 14-year career in the major leagues. In 1960, he was named the National League MVP after he led the league in batting with a .325 average for the World Champion Pittsburgh Pirates.

Among Southern Conference alums to grace Major League Baseball fields have been Atlee Hammaker (East Tennessee State), Jeff Montgomery (Marshall) and Mike Ramsey (Appalachian State). Other SoCon players to go on to a career in the major leagues include Angels third baseman Dallas McPherson (The Citadel), pitchers Britt Reames (The Citadel) and Ryan Glynn (VMI) who both pitched with Oakland in 2005, Furman's Tom Mastny, a pitcher with the Cleveland Indians (2007) and Georgia Southern's Brian Rogers, who pitched with the Pittsburgh Pirates in 2007. Currently in the majors is College of Charleston's Brett Gardner, who earned a World Series ring with the New York Yankees in 2009, and former CofC pitcher Brian Schlitter, who was recently called up by the Chicago Cubs.

Arnold Palmer, perhaps the world's most famous golfer, competed under the Southern Conference banner as a collegian at Wake Forest. He took medalist honors at the Southern Conference Tournament in 1948 and 1949 and was the tournament's runner-up in 1950. Palmer was the medalist at the NCAA Golf Championships in 1949 and 1950. He went on to become one of the most accomplished golfers to play on the professional tour. Palmer won 60 tournaments while competing on the PGA Tour and has added 10 more victories as a member of the Senior PGA Tour. A member of the league's Hall of Fame, he won eight major championships - four Masters, two British Opens, one U.S. Open and one U.S. Amateur.

Furman golfer Dottie Pepper was named the Southern Conference Women's Athlete of the Decade in the 1980s and was honored as part of the league's 25th anniversary of women's championships celebration in 2007-08. Appalachian State's Mary Jayne Harrelson won the NCAA Outdoor title at 1,500 meters in 1999 and 2001. Furman's Brandi Jackson won the NCAA Women's Golf East Regional in the spring of 2003.

Coaches and Administrators

The Southern Conference has also been a breeding ground for some of college athletics' most recognized coaches and administrators.

Legendary basketball coaches Adolph Rupp of Kentucky and Everett Case of North Carolina State both worked the sidelines in the Southern



The SoCon's eight FCS national titles and 16 finals appearances, including the 1999 and 2000 championships Georgia Southern won under the leadership of former coach Paul Johnson, are the most in Division I history.

Conference. Rupp guided the Wildcats to a 30-5 mark during the 1931 and 1932 seasons. Yet, for all his coaching accomplishments, Rupp never led Kentucky to a Southern Conference tournament championship. Case mentored the Wolfpack to six consecutive Southern Conference Tournament championships from 1947 through 1952.

Lefty Driesell coached Davidson to three Southern Conference Tournament championships in 1966, 1968 and 1969. Driesell also won the league's Coach of the Year award four straight times from 1963 through 1966. Former Georgia Tech coach Bobby Cremins earned league Coach of the Year honors three times in the late '70s and early '80s while at Appalachian State and is now the head coach at the College of Charleston.

Terry Holland saw his basketball coaching career take off at Davidson when he returned to his alma mater in 1970. Holland was honored as the Southern Conference Coach of the Year for three consecutive seasons from 1970-72 and led the Wildcats to the conference tournament title and an appearance in the NCAA Tournament

in 1970. J. Dallas Shirley, a member of the Basketball Hall of Fame, spent 21 years as the assistant to the commissioner and supervisor of officials in the Southern Conference. He also served as president of the International Association Basketball Officials and the United States Olympic Basketball Committee.

The legendary Paul "Bear" Bryant got his coaching start in the Southern Conference as he guided the Maryland Terrapins in 1945. Another famous Southern Conference football coach is the late Frank Howard of Clemson, who guided the Tigers as a league member from 1940-52. The incomparable Howard won 69 Southern Conference games.

The Southern Conference has been represented on the sidelines at five Super Bowls in recent years. Bobby Ross, who piloted the San Diego Chargers to the 1996 Super Bowl, was the head coach at The Citadel from 1973-77. Former Buffalo Bills head coach Marv Levy directed William & Mary from 1964-68. He was succeeded at William & Mary by Lou Holtz. William & Mary competed in the Southern Conference from 1936-77.



Appalachian State's MaryJayne Harrelson was an NCAA Champion in the 1,500 meters in 1999 and 2001. She was inducted into the SoCon Hall of Fame in 2010.

Significant Dates in League History

- Feb. 25-26, 1921: Representatives of Alabama, Auburn, Clemson, Georgia, Georgia Tech, Kentucky, Maryland, Mississippi State, North Carolina, North Carolina State, Tennessee, Virginia, Virginia Tech and Washington & Lee meet in Atlanta, Ga. to form the Southern Intercollegiate Conference.
- Dec. 7-8, 1922: At the league's annual meeting in Washington, D.C., the name of the organization is officially changed to the Southern Conference. S.V. Sanford of Georgia is selected as the conference's first president.
- Dec. 8-10, 1932: At the annual meeting in Knoxville, Tenn., Alabama, Auburn, Florida, Georgia, Georgia Tech, Kentucky, Louisiana State, Mississippi, Mississippi State, University of the South, Tennessee, Tulane and Vanderbilt withdraw to form the Southeastern Conference.
- Dec. 8, 1950: Wallace Wade, who just completed a 16-year term as Duke's head football coach, is named the first commissioner of the Southern Conference. The commissioner's office is opened in Durham, N.C. on Jan. 1, 1951.
- May 8, 1953: Seven members – Clemson, Duke, Maryland, North Carolina, North Carolina State, South Carolina and Wake Forest – withdraw to form the Atlantic Coast Conference.
- Nov. 29, 1980: At the request of the NCAA Basketball Rules Committee, the Southern Conference begins a season-long experiment with a 22-foot, three-point field goal, thus becoming the first conference to employ that rule. Ronnie Carr of Western Carolina makes the first three-point field goal in college basketball history in a game against Middle Tennessee State.
- Dec. 3-4, 1981: The NCAA, at its fourth special convention in St. Louis, Mo., restructures I-A football. As a result, the Southern Conference's eight Division I-A football playing members are reclassified to Division I-AA.
- June 6, 1983: At a special meeting of the Southern Conference in Myrtle Beach, S.C., the league formalizes women's varsity competition in basketball and volleyball beginning with the 1983-84 season. The executive committee also approves pilot women's championships in tennis and golf for 1983-84.
- Dec. 18-19, 1995: The conference announces that the College of Charleston, University of North Carolina at Greensboro and Wofford College have accepted invitations to join the league.
- July 1, 2003: Elon University officially joins the league. VMI departs to join the Big South.
- July 1, 2008: Samford University officially joins the league.



The Inaugural Southern Conference Hall of Fame class at the induction ceremony, May 4, 2009: (from left to right) Sam Huff, Megan Dunigan, Valorie Whiteside, Melissa Morrison Howard, Frank Selvy, Barbara Crews (daughter of the late Charlie Justice), Dick Groat, Adrian Peterson and Jerry West. Not pictured: Arnold Palmer



Wake Forest golf great Arnold Palmer (left) was a member of the inaugural class in 2009.



Davidson's Fred Hetzel received his Hall of Fame plaque from SoCon Commissioner John Iamarino in Hilton Head Island, S.C. on June 1, 2010. Wimbledon and U.S. Open tennis champion Vic Seixas of North Carolina (right) will be inducted in 2011.



Southern Conference Hall of Fame Inductees

Name	School	Sport(s)	Years	Inducted
Megan Dunigan	Furman	Tennis	1999-02	2009
Dick Groat	Duke	Basketball, Baseball	1949-52	2009
Sam Huff	West Virginia	Football	1952-55	2009
Charlie "Choo Choo" Justice	North Carolina	Football	1946-49	2009
Melissa Morrison Howard	Appalachian State	Track & Field	1989-93	2009
Arnold Palmer	Wake Forest	Golf	1948-50, 53-54	2009
Adrian Peterson	Georgia Southern	Football	1998-01	2009
Frank Selvy	Furman	Basketball	1951-54	2009
Jerry West	West Virginia	Basketball	1956-60	2009
Valorie Whiteside	Appalachian State	Basketball	1984-88	2009
Everett Case	North Carolina State	Basketball	1946-64	2010
MaryJayne (Harrelson) Reeves	Appalachian State	Cross Country, Track & Field	1996-2001	2010
Fred Hetzel	Davidson	Basketball	1962-65	2010
"Hot" Rod Hundley	West Virginia	Basketball	1954-57	2010
Banks McFadden	Clemson	Football, Basketball, Track	1937-40	2010
Wallace Wade	Alabama, Duke, SoCon	Football, Administration	1923-60	2010
*J. Dallas Shirley	SoCon	Officiating, Administration		2010
Dexter Coakley	Appalachian State	Football	1993-96	2011
Lefty Driesell	Davidson	Basketball	1960-69	2011
Regina Kirk	Chattanooga	Basketball	1985-88	2011
Robert Neyland	Tennessee	Football	1926-52	2011
Vic Seixas	North Carolina	Tennis	1947-49	2011
Shannon Wommack	Chattanooga	Cross Country, Track & Field	2001-06	2011

* - Special Contributor



John Iamarino Commissioner

John Iamarino was named the eighth commissioner of the Southern Conference on January 2, 2006. Since then, Iamarino has emphasized a strategic plan that calls for greater emphasis on the student-athlete experience in Southern Conference championships, increased television and video-streaming coverage, an aggressive policy toward marketing and branding and a commitment to rules compliance.

In Iamarino's short tenure, he reorganized the conference operation with the creation of a director of championships and the addition of a director of multimedia services. A new television deal was struck with SportSouth in which 28 games in four sports will be aired throughout the Southern Conference footprint.

He led an initiative in which all member institutions now video stream athletic events to increase visibility of Conference sports. The SoCon has also increased the number of corporate and education partners to assist with the enhancement of championships, student-athlete awards and gifts and postgraduate scholarships. New corporate partners added in the past two years include Choice Hotels, Sherwin Williams, RBC Bank and Avis. Merchandising has also been a priority under Iamarino and the SoCon is offering its most comprehensive online store ever in 2010-11.

One of the most visible achievements during Iamarino's tenure has been the creation of the Southern Conference Hall of Fame, who's inaugural class was enshrined on May 4, 2009. A voting panel of 20 media members and league administrations selected the class, which came from more than 250 nominees and included such sporting greats as Arnold Palmer, Jerry West, Sam Huff, Dick Groat and Frank Selvy.

To find a home for the three SoCon institutions that sponsor swimming, Iamarino spearheaded efforts with three other Division I conferences to form the Coastal Collegiate Swimming Association (CCSA), a new single-sport NCAA entity. He currently serves as Vice President of the association.



Iamarino, 55, has spent the past 26 years at the conference level, working at both the Sun Belt Conference and the Northeast Conference. Prior to joining the SoCon, he served as Commissioner of the NEC for nine years. During that time, the conference launched its first website, increased television coverage from 12 to 30 basketball games, worked to implement 30 grants-in-aid for the previously non-scholarship football programs, and initiated the league's aggressive marketing and merchandising efforts.

At the Sun Belt, he spent 13 years (1984-97) in a variety of publicity, compliance and administrative positions, rising to the level of Associate Commissioner. When the original Sun Belt merged with the then-American South Conference in 1991, Iamarino was the lone staffer from the original organization to move to the new Sun Belt, heading the transition team for the unprecedented merger of two Division I conferences.

He entered the field of intercollegiate athletics as Assistant Sports Information Director at Georgetown in 1979 before moving on to become Sports Information Director at Jacksonville.

He is active nationally with experience as a member of the NCAA Baseball Rules Committee, the Division I-AA Football Governance Committee and several sub-committees of the Collegiate Commissioners' Association. He currently is a member of the Playing Rules Oversight Panel (PROP) for all NCAA sports.

Iamarino is a 1977 graduate of St. Bonaventure, where he earned magna cum laude honors majoring in journalism. A native of Monsey, N.Y., he resides in Spartanburg, S.C. with his wife, Mary Ann, and son P.J. (14).

Iamarino At-A-Glance

HOMETOWN:

Monsey, N.Y.

EDUCATION:

B.A., St. Bonaventure, 1977

EXPERIENCE:

Assistant Sports Information Director, Georgetown, 1979-81
Sports Information Director, Jacksonville, 1981-84
Media Relations Director, Sun Belt Conference, 1984-88
Assistant Commissioner, Sun Belt Conference, 1988-91
Associate Commissioner, Sun Belt Conference, 1991-97
Commissioner, Northeast Conference, 1997-06
Commissioner, Southern Conference, 2006-present

Southern Conference Commissioners



Wallace Wade
1951-60



Lloyd Jordan
1960-73



Ken Germann
1974-86



Dave Hart, Sr.
1986-91



Wright Waters
1991-98



Alfred White
1998-2001



Danny Morrison
2001-05



Geoff Cabe
Senior Associate
Commissioner



Sue Arakas
Associate
Commissioner



Doug King
Associate Commissioner
for Compliance



Brandon Neff
Assistant Commissioner
for Championships




Jason Yaman
Assistant Commissioner
for Media Relations



Mike Mitchell
Senior Account Executive,
SoCon Sports Properties



Jamie Severns
Director of Multimedia
Services



Jonathan Caskey
Associate Director of
Media Relations



Laura Hayes
Assistant to the
Commissioner



Calhoun Hipp
Media Relations
Assistant



Grant Finley
Multimedia Services
Assistant

Southern Conference Staff Directory

702 N. Pine St.; Spartanburg, SC 29303
Administrative FAX (864) 591-4282

Office Phone (864) 591-5100
Media Relations FAX (864) 591-3448

	Email	Extension
Commissioner.....	John Iamarino jiamarino@socon.org	206
Senior Associate Commissioner.....	Geoff Cabe gcabe@socon.org	205
Associate Commissioner.....	Sue Arakas sarakas@socon.org	204
Associate Commissioner for Compliance.....	Doug King dking@socon.org	203
Assistant Commissioner for Media Relations.....	Jason Yaman jyaman@socon.org	209
Assistant Commissioner for Championships.....	Brandon Neff bneff@socon.org	202
Director of Multimedia Services.....	Jamie Severns jseverns@socon.org	207
Associate Director of Media Relations	Jonathan Caskey jcaskey@socon.org	201
Senior Account Executive/IMG College.....	Mike Mitchell mmitchell@socon.org	208
Assistant to the Commissioner.....	Laura Hayes lhayes@socon.org	200
Media Relations Assistant.....	Calhoun Hipp chipp@socon.org	215
Multimedia Services Assistant.....	Grant Finley gfinley@socon.org	213



Southern Conference

702 N. Pine Street
Spartanburg, S.C. 29303
www.SoConSports.com

Press Releases

The Southern Conference utilizes e-mail and the league's website (www.SoConSports.com) to distribute information, press releases, notes and statistics. If you wish to be added to the distribution list, please contact a member of the media relations staff.

SoCon TV

In July 2005, the Southern Conference launched SoCon TV, a live video streaming network designed to bring SoCon sports to fans around the world through the internet. The network includes not only Southern Conference Championship events but also regular season events from around the league.

SoCon Players of the Week

The Southern Conference selects a player and a pitcher of the week throughout the season. The honorees will be announced on Monday afternoon each week and will be available on the conference's website (www.SoConSports.com) or by contacting the conference office.

Postseason Awards

Following the conclusion of the regular season, voting is conducted on the all-conference teams by both the league's coaches and members of the Southern Conference Sports Media Association (SCSMA). Both groups select a Player of the Year, Pitcher of the Year, Freshman of the Year and a Coach of the Year.

Southern Conference Media Relations Staff



Jason Yaman Director of Media Relations

Office: (864) 591-5100
Cell: (864) 380-1166
Fax: (864) 591-3448
Home: (240) 351-7472
jyaman@socon.org

Responsibilities:

Administration,
Football, Men's Basketball, Men's and Women's Tennis



Calhoun Hipp Media Relations Assistant

Office: (864) 591-5100
Cell: (803) 673-1865
Fax: (864) 591-3448
chipp@socon.org

Responsibilities:

Volleyball, Men's and Women's Cross Country, Women's Basketball, Men's and Women's Indoor Track and Field, Men's and Women's Outdoor Track and Field and Softball.

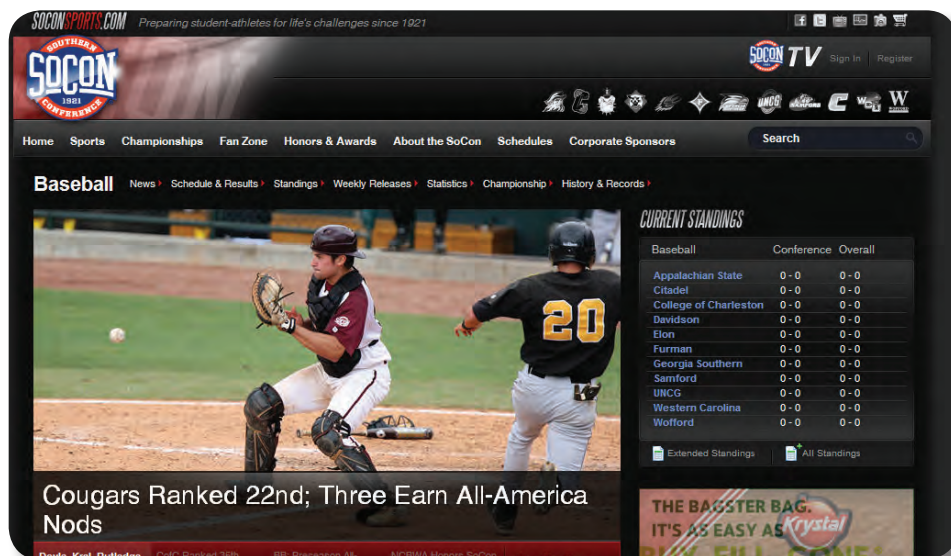


Jonathan Caskey Associate Director of Media Relations

Office: (864) 591-5100
Cell: (864) 525-5174
Fax: (864) 591-3448
Home: (864) 599-8842
jcaskey@socon.org

Responsibilities:

Publications, Academics,
Men's and Women's Soccer, Wrestling, Baseball and Men's and Women's Golf



Southern Conference on the Web

Visit the Southern Conference's official website at www.SoConSports.com. Information related to baseball and the conference's other 18 sports can be found on the site including statistics, standings, weekly releases and game recaps. Video streaming of select championships and regular season contests is also available.

SoCon Baseball Media Relations Directory

School	Website	Media Relations	E-mail	Office Phone	Press Box Phone
Appalachian State	www.goasu.com	Mike Flynn	flynnmh@appstate.edu	(828) 262-7845	(828) 262-2016
College of Charleston	www.cofcsports.com	Steve Rudnicki	rudnickisj@cofc.edu	(843) 953-3683	(843) 953-9141
The Citadel	www.citadelsports.com	Ben Waring	ben.waring@citadel.edu	(843) 953-5120	(843) 965-4151
Davidson	www.davidsonwildcats.com	Lauren Biggers	labiggers@davidson.edu	(704) 894-2815	(704) 894-2740
Elon	www.elonphoenix.com	Chris Rash	crash@elon.edu	(336) 278-6712	(336) 278-6788
Furman	www.furmanpaladins.com	Hunter Reid	hunter.reid@furman.edu	(864) 294-2061	(864) 294-3066
Georgia Southern	www.georgiasoutherneagles.com	Barrett Gilham	bgilham@georgiasouthern.edu	(912) 478-5448	(912) 478-2508
UNCG	www.uncgspartans.com	David Percival	drperciv@uncg.edu	(336) 334-5615	(336) 218-3885
Samford	www.samfordsports.com	Joey Mullins	jmmulli1@samford.edu	(205) 726-2799	(205) 726-2143
Western Carolina	www.catamountsports.com	Daniel Hooker	dhooker@email.wcu.edu	(828) 227-2339	(828) 227-7020
Wofford	www.woffordterriers.com	Brent Williamson	williamsondb@wofford.edu	(864) 597-4093	(864) 597-4129
Southern Conference	www.soconsports.com	Jonathan Caskey	jcaskey@socon.org	(864) 591-5100	n/a

SoCon Institutions



In This Section

Appalachian State	16-17
College of Charleston	18-19
The Citadel.....	20-21
Davidson.....	22-23
Elon.....	24-25
Furman	26-27
Georgia Southern	28-29
UNCG	30-31
Samford.....	32-33
Western Carolina	34-35
Wofford	36-37





Dr. Kenneth Peacock
Chancellor



Charlie Cobb
Director of Athletics



Dr. Alan Hauser
Faculty Athletics Rep.



Debbie Richardson
Senior Woman Administrator



Mike Flynn
Baseball SID

Quick Facts

Location: Boone, N.C.
Founded: 1899
Enrollment: 16,600
Nickname: Mountaineers
Colors: Black and Gold
Chancellor: Dr. Kenneth E. Peacock
Director of Athletics: Charlie Cobb
Stadium (capacity): Jim and Bettie Smith (1,000)
Press Box Phone: (828) 262-2016

Head Coach: Chris Pollard
Alma Mater (Year): Davidson (1996)
Record at Appalachian State (Years): ... 170-165-2 (6)
Overall Record (Years): 310-272-3 (10)
Baseball Office Phone: (828) 262-6097
Assistant Coaches:
..... Josh Jordan, (Catawba, 2002)
..... Chris Moore (Western Carolina, 1999)
..... Craig Scheffler (Wisconsin-Milwaukee, 1993)

2010 Record: 38-18-1
Conference Record (place): 14-14-1 (7th)
Home: 19-7-1
Away: 12-9
Neutral: 7-2
Letterman Returning/Lost: 15/10
Starters Returning/Lost: 5/4
Starting Pitchers Returning/Lost: 4/1

Baseball Contact: Mike Flynn
E-mail: flynnmh@appstate.edu
Office: (828) 262-2845
Cell: (828) 964-6406
Fax: (828) 262-6106
Website: www.goasu.com

2011 Schedule

Date	Opponent	Time	Date	Opponent	Time
F. 18	vs. MD-E. SHORE %	5 p.m.	A. 8	at Furman*	7 p.m.
F. 19	vs. MD-E. SHORE %	3 p.m.	A. 9	at Furman*	4 p.m.
F. 20	vs. MD-E. SHORE %	1 p.m.	A. 10	at Furman*	1 p.m.
F. 22	at Gardner-Webb	4 p.m.	A. 12	at Tennessee	7 p.m.
F. 24	at Miami (Fla.)	7 p.m.	A. 15 SAMFORD*	6 p.m.	
F. 25	at Miami (Fla.)	7 p.m.	A. 16 SAMFORD*	3 p.m.	
F. 26	at Miami (Fla.)	1 p.m.	A. 17 SAMFORD*	1 p.m.	
M. 2	at North Carolina A&T	TBA	A. 19 PRESBYTERIAN	6 p.m.	
M. 4	at The Citadel*	6 p.m.	A. 21	at Davidson*	7 p.m.
M. 5	at The Citadel*	1 p.m.	A. 22	at Davidson*	6 p.m.
M. 6	at The Citadel*	1 p.m.	A. 23	at Davidson*	2 p.m.
M. 8 LA SALLE	3 p.m.		A. 26	at Radford	4 p.m.
M. 9 LA SALLE	3 p.m.		A. 27 NORTH CAROLINA A&T	6 p.m.	
M. 11 ELON*	3 p.m.		M. 4 EAST TENNESSEE STATE	6 p.m.	
M. 12 ELON*	2 p.m.		M. 7 WESTERN CAROLINA*	6 p.m.	
M. 13 ELON*	1 p.m.		M. 8 WESTERN CAROLINA*	1 p.m.	
M. 15	at High Point	6 p.m.	M. 9 WESTERN CAROLINA*	1 p.m.	
M. 18	at UNCG*	6 p.m.	M. 11 HIGH POINT	6 p.m.	
M. 19	at UNCG*	1 p.m.	M. 13	at College of Charleston*	6 p.m.
M. 20	at UNCG*	1 p.m.	M. 14	at College of Charleston*	3 p.m.
M. 22 UNC ASHEVILLE	3 p.m.		M. 15	at College of Charleston*	1 p.m.
M. 24 CORNELL	3 p.m.		M. 17	at North Carolina	6 p.m.
M. 25 CORNELL	3 p.m.		M. 19 GEORGIA SOUTHERN*	6 p.m.	
M. 26 CORNELL	3 p.m.		M. 20 GEORGIA SOUTHERN*	6 p.m.	
M. 29	vs. Wake Forest \$	7 p.m.	M. 21 GEORGIA SOUTHERN*	1 p.m.	
M. 30 GARDNER-WEBB	6 p.m.		M. 25-29	at SoCon Tournament	
A. 1 WOFFORD*	6 p.m.			(Riley Park; Charleston, S.C.)	
A. 2 WOFFORD*	3 p.m.		* - Southern Conference game		
A. 3 WOFFORD*	1 p.m.		% - Forest City, N.C.		
A. 5 NORTH CAROLINA A&T	6 p.m.		\$ - Hickory, N.C.		
A. 6	at East Tennessee State	7 p.m.			

2011 Mountaineers Roster

No.	Name	Pos.	B/T	Ht.	Wt.	Cl.	Hometown/High School (Prev. College)
1	Doug Jones	IF	R/R	5-11	170	Jr.	Charlotte, N.C./South Mecklenburg
3	Jason Wallace	OF	R/R	6-0	180	Sr.	Greensboro, N.C./Ragsdale
4	Hector Crespo	IF	R/R	5-9	155	So.	Miami, Fla./Florida Christian
5	Will Helms	LHP/OF	L/L	6-1	170	Jr.	Charlotte, N.C./Providence
6	Tyler Zupcic	OF	R/R	6-1	160	So.	Charlotte, N.C./Providence
7	Zach Joyce	LHP	R/L	5-11	170	So.	Lexington, N.C./North Davidson
8	Daniel Kassouf	IF	R/R	6-1	230	Jr.	Lexington, N.C./North Davidson (Belmont Abbey)
10	Zack Briggs	IF	R/R	6-0	185	Jr.	Lexington, N.C./Central Davidson
11	Jordan Jessup	RHP	R/R	6-0	185	Jr.	Westfield, N.C./East Surry (Surry C.C.)
12	Cal Hardee	IF	R/R	5-11	175	Fr.	Boone, N.C./Watauga
13	JorgeCorrea	OF	R/R	6-1	205	Fr.	Miami, Fla./Chaminade-Madonna
15	Taylor Miller	RHP	R/R	6-0	190	Sr.	Raleigh, N.C./Wakefield
16	Chard Farmer	LHP	L/L	6-0	190	Fr.	Evans, Ga./Greenbrier
17	Lawrence Pardo	LHP/IF	L/L	6-0	180	Fr.	Miami, Fla./Christopher Columbus
18	Nathan Hyatt	RHP/IF	R/R	6-0	180	So.	Brevard, N.C./Brevard
19	William Head	IF	R/R	5-11	160	Fr.	Asheville, N.C./Asheville
20	Josh Zumbrook	C	R/R	6-1	195	Fr.	Wilkesboro, N.C./West Wilkes
21	Ryan Arrowood	RHP/IF	R/R	6-3	195	Jr.	Rutherfordton, N.C./Central
22	Preston Troutman	IF	L/R	5-9	175	Fr.	Rockwell, N.C./East Rowan
23	Jack Myers	OF	R/R	5-10	190	Sr.	Charlotte, N.C./Myers Park
24	Jeremy Dowdy	C	R/R	6-2	210	Jr.	Raleigh, N.C./Wakefield
25	David Port	RHP	R/R	5-10	175	Jr.	Dunwoody, Ga./Dunwoody
26	Trey Holmes	IF	L/L	6-1	210	Jr.	Rockwell, N.C./East Rowan (Pitt C.C.)
28	Adam Camara	LHP	L/L	6-4	210	So.	Rockmart, Ga./Rockmart (Young Harris J.C.)
29	Tyler Jackson	LHP	L/L	6-4	230	So.	Jonesville, N.C./Starmount
30	Noah Holmes	IF	L/R	6-0	200	Fr.	Rockwell, N.C./East Rowan
31	Tyler Tewell	C	L/R	5-11	185	So.	Charlotte, N.C./Butler
32	Will Callaway	IF	R/R	6-1	200	So.	Easley, S.C./Easley (Young Harris J.C.)
33	John Kincaid	OF	L/L	6-0	175	Fr.	Charlotte, N.C./Charlotte Christian
34	Tyler Moore	RHP	R/R	6-5	200	So.	Banner Elk, N.C./Watauga
35	Derek Brown	C	R/R	6-0	200	So.	Siler City, N.C./Jordan-Matthews
36	Ryne Frankoff	LHP	L/L	6-2	185	So.	Apex, N.C./Apex
37	Ben Watson	RHP	R/R	6-3	200	Jr.	Ty Ty, Ga./Tift County (Young Harris J.C.)
38	Andrew Webster	RHP	/	6-0	180	So.	Miami, Fla./Florida Christian
39	Joe Pistacchio	RHP	R/R	6-1	180	Fr.	Cary, N.C./Green Hope
40	Kurt Frisbee	RHP	R/R	6-2	195	Sr.	Brevard, N.C./Brevard (Young Harris J.C.)
42	Seth Grant	RHP	R/R	6-4	215	Jr.	Etowah, N.C./West Henderson
44	Aaron Spano	RHP	R/R	6-0	175	Fr.	Charlotte, N.C./North Mecklenburg



2010 Results (38-18-1, 14-14-1, 7th)

Date	Opponent	Result	Date	Opponent	Result
F. 19	vs. Presbyterian \$	W, 6-1	A. 15	HIGH POINT	W, 12-7
F. 20	at USC Upstate	W, 11-0	A. 16	UNCG*	W, 12-1
F. 23	at Gardner-Webb	W, 8-2	A. 17	UNCG*	W, 6-5
F. 26	vs. Niagara %	W, 13-4	A. 18	UNCG*	L, 9-3
F. 27	vs. Marist %	W, 5-3	A. 21	at East Tennessee State	W, 11-10
F. 28	vs. Niagara %	W, 13-2	A. 25	at Samford*	W, 17-7
M. 5	RIDER	W, 7-5	A. 25	at Samford*	W, 7-3
M. 6	RIDER	W, 8-5	A. 27	UNC ASHEVILLE	W, 18-5
M. 7	RIDER	W, 8-6	A. 28	WAKE FOREST	W, 10-5
M. 9	at Presbyterian	W, 8-6	M. 5	GARDNER-WEBB	L, 6-5
M. 13	at Georgia Southern*	L, 5-2	M. 7	at Elon*	L, 5-4
M. 13	at Georgia Southern*	L, 8-3	M. 8	at Elon*	L, 6-1
M. 14	at Georgia Southern*	W, 16-12	M. 9	at Elon*	L, 13-3
M. 16	COLUMBIA	W, 10-9	M. 12	at UNC Asheville	W, 12-2
M. 17	COLUMBIA	W, 8-4	M. 15	COLL. OF CHARLESTON*	L, 15-5
M. 19	WESTERN CAROLINA*	W, 11-7	M. 16	COLL. OF CHARLESTON*	L, 13-1
M. 20	WESTERN CAROLINA*	L, 10-7	M. 16	COLL. OF CHARLESTON*	L, 9-1
M. 21	WESTERN CAROLINA*	T, 4-4	M. 18	at Wake Forest	L, 10-3
M. 26	at The Citadel*	L, 13-2	M. 21	at Wofford*	W, 7-6
M. 27	at The Citadel*	L, 2-1	M. 22	at Wofford*	W, 13-4
M. 28	at The Citadel*	L, 6-3	M. 22	at Wofford*	W, 10-3
M. 30	EAST TENNESSEE STATE	W, 14-4	M. 26	vs. Coll. of Charleston #	L, 12-11 (11)
A. 2	FURMAN*	W, 10-7	M. 27	vs. Georgia Southern #	W, 6-2
A. 3	FURMAN*	W, 5-4 (10)	M. 28	vs. Coll. of Charleston #	W, 10-6
A. 4	FURMAN*	L, 6-3	M. 29	vs. Western Carolina #	W, 3-2
A. 6	NORTH CAROLINA A&T	W, 15-4	M. 29	vs. Western Carolina #	L, 7-6
A. 6	NORTH CAROLINA A&T	W, 3-2 (7)	* - Southern Conference game		
A. 9	DAVIDSON*	W, 10-8	\$ - Spartanburg, S.C.		
A. 10	DAVIDSON*	W, 7-3	% - Forest City, N.C.		
A. 11	DAVIDSON*	W, 7-5	# - Southern Conference Tournament		
A. 13	at High Point	W, 7-2	(Riley Park; Charleston, S.C.)		



Head Coach Chris Pollard

Alma Mater (Year):.....Davidson (1996)

Coaching:.....Head coach, Pfeiffer, 2000-04

Head coach, Appalachian State, 2004-pres.

Record at ASU (Years): 170-165-2 (6)

Overall record (Years): 310-275-2 (10)



Jim and Bettie Smith Stadium

2010 Statistics

Batting	AVG	GP	GS	AB	R	H	2B	3B	HR	RBI	TB	SLG%	BB	HBP	SO	GDP	OB%	SF	SH	SB	ATT	PO	A	E	FLD%
Wes Hobson	.404	57	57	235	69	95	22	2	11	54	154	.655	33	0	18	3	.474	2	0	17	19	113	145	6	.977
Ryan Stetson	.339	43	43	180	32	61	7	2	4	33	84	.467	7	3	22	8	.370	2	1	11	14	77	1	4	.951
Jeremy Dowdy	.338	56	56	222	43	75	13	0	6	48	106	.477	16	2	22	7	.384	2	3	4	4	237	37	3	.989
Hector Crespo	.335	54	54	215	55	72	9	3	3	31	96	.447	22	5	35	4	.404	3	5	31	35	35	89	11	.919
Tyler Zupcic	.332	53	53	193	49	64	14	3	2	30	90	.466	22	1	26	6	.399	2	4	18	25	130	5	3	.978
Jerod Faggart	.313	56	56	195	53	61	16	0	13	46	116	.595	47	12	52	5	.462	6	1	2	4	149	13	0	1.000
David Townarnicky	.303	57	57	211	41	64	11	0	9	50	102	.483	27	15	25	5	.412	4	1	1	1	484	24	6	.988
Doug Jones	.225	56	56	187	36	42	8	3	2	18	62	.332	17	4	41	5	.303	0	2	17	19	79	168	28	.898
Jack Myers	.345	31	14	58	13	20	1	0	1	7	24	.414	6	0	5	2	.406	0	2	3	7	27	2	0	1.000
Chris Alessandria	.231	33	27	104	16	24	6	0	3	23	39	.375	10	2	16	0	.308	1	1	0	0	39	2	0	1.000
Frankie Lewis	.231	13	1	13	3	3	1	0	0	1	4	.308	3	0	3	1	.375	0	0	0	0	5	4	0	1.000
Jason Wallace	.219	45	29	114	16	25	7	1	5	22	49	.430	12	0	30	4	.289	2	3	3	6	40	1	1	.976
Zack Briggs	.176	23	3	17	4	3	2	0	0	2	5	.294	5	0	3	0	.348	1	0	1	1	6	11	3	.850
Chris Trappy	.167	31	1	30	1	5	3	0	0	7	8	.267	4	3	5	0	.316	1	0	0	0	27	6	0	1.000
Ryan Arrowood	.050	6	6	20	1	1	0	0	0	0	1	.050	1	0	2	1	.095	0	0	0	0	9	11	2	.909
Tyler Tewell	.000	4	0	3	0	0	0	0	0	0	0	.000	0	0	1	0	.000	0	0	0	0	3	0	1	.750
Will Helms	.000	3	0	1	0	0	0	0	0	0	0	.000	1	0	0	0	.500	0	0	0	0	3	7	0	1.000
Derek Brown	.000	1	0	1	0	0	0	0	0	0	0	.000	0	0	0	0	.000	0	0	0	0	2	0	0	1.000
Totals	.308	57	57	1999	432	615	120	14	59	372	940	.470	233	47	306	51	.388	26	23	108	135	1488	601	72	.967
Opponents	.286	57	57	1970	332	564	101	13	49	303	838	.425	215	65	435	40	.372	16	26	61	84	1450	621	124	.944
Player	ERA	W	L	APP	GS	CG	SHO	CBO	SV	IP	H	R	ER	BB	SO	2B	3B	HR	AB	B/Avg	WP	HBP	BK	SFA	SHA
Tyler Jackson	5.34	2	4	15	13	0	0	1	0	64.0	69	45	38	39	43	8	2	7	247	.279	9	5	2	1	9
Matt Andress	5.83	9	3	16	15	1	0	0	0	80.1	109	62	52	29	82	19	2	10	332	.328	7	12	0	4	3
Ryan Arrowood	7.36	8	4	17	14	0	0	1	0	69.2	100	59	57	22	57	21	2	14	297	.337	7	13	0	3	3
Chris Patterson	1.67	4	4	29	0	0	0	0	13	43.0	34	11	8	13	60	2	0	2	160	.213	1	6	0	0	3
Jordan Jessup	2.08	0	0	2	1	0	0	0	0	4.1	2	1	1	3	7	0	0	0	15	.133	1	0	0	0	0
David Port	3.69	1	0	25	0	0	0	0	1	31.2	34	16	13	6	15	6	1	4	127	.268	2	2	0	1	2
Taylor Miller	3.86	5	0	30	1	0	0	0	1	46.2	45	24	20	15	37	10	1	1	176	.256	1	3	0	2	2
Will Helms	3.86	5	0	30	1	0	0	0	0	37.1	35	20	16	15	24	7	1	2	143	.259	2	5	0	2	1
Michael Brogan	4.91	0	0	7	0	0	0	0	0	7.1	8	4	4	7	8	2	0	0	29	.276	1	2	0	0	0
Kurt Frisbee	4.91	0	0	4	0	0	0	0	0	3.2	5	2	2	1	3	0	1	0	15	.333	4	1	0	1	0
Nathan Hyatt	4.99	2	3	20	5	0	0	1	0	48.2	41	36	27	27	51	5	1	1	183	.224	10	4	0	0	2
Sammy Lett	6.23	0	0	3	1	0	0	0	0	4.1	5	4	3	5	3	1	1	1	17	.294	0	0	1	0	0
Seth Grant	6.52	1	0	15	6	0	0	1	0	38.2	49	30	28	21	31	15	1	4	160	.306	3	10	1	1	1
Zach Joyce	8.76	0	0	12	0	0	0	0	0	12.1	15	12	12	10	13	3	0	2	49	.306	3	1	0	0	0
Ryne Frankoff	13.50	1	0	3	0	0	0	0	0	4.0	11	6	6	2	1	2	0	1	20	.550	1	1	0	1	0
Totals	5.21	38	18	57	57	1	1	1	15	496.0	564	332	287	215	435	101	13	49	1970	.286	52	65	4	16	26
Opponents	6.09	18	38	57	57	0	0	0	6	483.1	615	432	327	233	306	120	14	59	1999	.308	61	47	8	26	23



Dr. P. George Benson
President



Joe Hull
Director of Athletics



Dr. Vince Benigni
Faculty Athletics Rep.



Laura Lageman
Senior Woman Administrator



Steve Rudnicki
Baseball SID

Quick Facts

Location: Charleston, S.C.
Founded: 1770
Enrollment: 11,617
Nickname: Cougars
Colors: Maroon and White
President: Dr. P. George Benson
Director of Athletics: Joe Hull
Stadium (capacity): Patriots Point (2,000)
Press Box Phone: (843) 953-9141

Head Coach: Monte Lee
Alma Mater (Year): College of Charleston (2000)
Record at College of Charleston (Years): 79-41 (2)
Overall Record (Years): 79-41 (2)
Baseball Office Phone: (843) 953-5916
Assistant Coaches:
..... Chris Morris (College of Charleston, 2005)
..... Matt Heath (LSU, 2002)
..... Brent Walsh

2010 Record: 44-19
Conference Record (place): 22-8 (2nd)
Home: 26-7
Away: 16-10
Neutral: 2-2
Letterman Returning/Lost: 23/11
Starters Returning/Lost: 6/3

Baseball Contact: Steve Rudnicki
E-mail: rudnickisj@cofcec.edu
Office: (843) 953-5465
Cell: (843) 814-1021
Fax: (843) 953-6534
Website: www.cofcfsports.com

2011 Schedule

Date	Opponent	Time	Date	Opponent	Time
F. 18	KENTUCKY	5 p.m.	A. 9	at The Citadel*	2 p.m.
F. 19	MIAMI (OH)	1 p.m.	A. 10	at The Citadel*	1 p.m.
F. 20	MARSHALL	3 p.m.	A. 12	at Charleston Southern	3 p.m.
F. 22	UNC WILMINGTON	5 p.m.	A. 13	CHARLESTON SOUTHERN	6 p.m.
F. 25	YOUNGSTOWN STATE	5 p.m.	A. 15	at Elon*	6:30 p.m.
F. 26	YOUNGSTOWN STATE	1 p.m.	A. 16	at Elon*	6:30 p.m.
F. 27	YOUNGSTOWN STATE	1 p.m.	A. 17	at Elon*	1:30 p.m.
M. 1	at Jacksonville	4 p.m.	A. 19	SOUTH CAROLINA	6 p.m.
M. 2	COASTAL CAROLINA	5 p.m.	A. 20	at USC Upstate	6 p.m.
M. 4	WESTERN KENTUCKY	5 p.m.	A. 22	FURMAN*	6 p.m.
M. 5	AUBURN	1 p.m.	A. 23	FURMAN*	3 p.m.
M. 6	NEW YORK TECH	3 p.m.	A. 24	FURMAN*	1 p.m.
M. 8	USC UPSTATE	5 p.m.	A. 29	at Wofford*	7 p.m.
M. 9	BALL STATE	5 p.m.	A. 30	at Wofford*	3 p.m.
M. 11	at Davidson*	7 p.m.	M. 1	at Wofford*	1 p.m.
M. 12	at Davidson*	2 p.m.	M. 6	UNCG*	6 p.m.
M. 13	at Davidson*	1 p.m.	M. 7	UNCG*	3 p.m.
M. 16	JACKSONVILLE	5 p.m.	M. 8	UNCG*	1 p.m.
M. 18	SOUTHERN MISSISSIPPI	5 p.m.	M. 10	THE CITADEL	6 p.m.
M. 19	CONNECTICUT	1 p.m.	M. 13	APPALACHIAN STATE*	6 p.m.
M. 20	RHODE ISLAND	2 p.m.	M. 14	APPALACHIAN STATE*	3 p.m.
M. 22	at South Carolina	7 p.m.	M. 15	APPALACHIAN STATE*	1 p.m.
M. 25	GEORGIA SOUTHERN*	6 p.m.	M. 17	PRESBYTERIAN	6 p.m.
M. 26	GEORGIA SOUTHERN*	3 p.m.	M. 19	at Samford*	7 p.m.
M. 27	GEORGIA SOUTHERN*	1 p.m.	M. 20	at Samford*	3 p.m.
M. 30	at UNC Wilmington	6 p.m.	M. 21	at Samford*	2 p.m.
A. 1	WESTERN CAROLINA*	6 p.m.	M. 25-29	at SoCon Tournament	
A. 2	WESTERN CAROLINA*	3 p.m.		(Riley Park; Charleston, S.C.)	
A. 3	WESTERN CAROLINA*	1 p.m.		* - Southern Conference game	
A. 8	at The Citadel*	6 p.m.			

2011 Cougars Roster

No.	Name	Pos.	B/T	Ht.	Wt.	Cl.	Hometown/High School (Prev. College)
1	Jesse Mesa	IF	R/R	5-7	185	Sr.	Miramar, Fla./Central Florida JC
2	Waymon Hurd	IF	R/R	6-2	170	Fr.	Tallahassee, Fla./James Rickards
3	Brandon Glazer	IF/RHP	R/R	6-1	184	Fr.	Hagerstown, Md./Clear Spring
4	Jamie Holler	IF	R/R	5-11	164	Sr.	Rock Hill, S.C./USC Sumter JC
5	Blake Ross	RHP/OF	R/R	5-9	180	Fr.	Evans, Ga./Greenbrier
6	Robert Harding	IF/RHP	R/R	6-0	210	Jr.	Columbia, S.C./Spartanburg Methodist
7	Marty Gantt	OF/LHP	R/L	5-9	167	Jr.	North Augusta, S.C./Spartanburg Methodist
10	Brandon Murray	OF	L/R	5-10	200	Fr.	Nassau, Bahamas/Trinity Christian
11	Jimmy Holton	C	R/R	6-0	183	R-Fr.	West Palm Beach, Fla./Cardinal Newman
12	Cole Rakar	OF	R/R	5-9	177	Sr.	Mount Pleasant, S.C./Wando
14	Rob Kral	C	L/R	5-9	185	Jr.	Randolph, N.J./Randolph
15	Robert Pritcher	C	S/R	5-10	205	Sr.	Charleston, S.C./Spartanburg Methodist
17	Matt Leeds	IF	S/R	6-0	205	Jr.	Boca Raton, Fla./American Heritage
18	Travis Stewart	RHP	R/R	6-5	238	Sr.	Laurel, Md./Northwest Shoals CC
19	Jose Rodriguez	OF/IF	R/R	5-11	234	Jr.	Hialeah, Fla./Broward College
20	Christian Powell	RHP	L/R	6-4	219	So.	Greenwood, S.C./Greenwood
21	Cameron Holmes	LHP	R/L	5-11	175	So.	Boiling Springs, S.C./Boiling Springs
22	Matt Pegler	RHP	R/R	6-0	197	So.	Greenville, S.C./Riverside
23	David Peterson	RHP	R/R	6-4	214	Jr.	Walnut Creek, Calif./Los Lomas
24	Jared Huffman	IF	S/R	5-11	189	Fr.	Myrtle Beach, S.C./Myrtle Beach
25	Ross Hanna	IF	R/R	6-2	238	Jr.	Greer, S.C./Spartanburg Methodist
26	Casey Lucchese	RHP	R/R	6-2	206	Sr.	Lexington, Ky./Paul Lawrence Dunbar
27	Nick Osterman	RHP	R/R	5-10	186	Jr.	Goose Creek, S.C./Stratford
28	Kolby Epley	C/IF	R/R	5-11	211	Sr.	Yadkinville, N.C./Forbush
29	Ryan West	RHP	R/R	6-1	210	Jr.	Glen Allen, Va./Louisburg JC
30	Jake Zokan	LHP	L/L	6-1	190	So.	Columbia, S.C./Spring Valley
31	Josh Renfro	RHP	L/L	5-10	196	Jr.	Bradenton, Fla./Mantee CC
32	Daniel Aldrich	OF	L/R	6-1	210	R-Fr.	Mt. Pleasant, S.C./Wando
33	Dre Watts	RHP/OF	L/R	6-0	208	So.	Laurens, S.C./Laurens
35	Robert Jeroszko	RHP	R/R	6-1	189	Sr.	Greenville, S.C./J.L. Mann
36	Josh Salay	RHP	R/R	6-3	197	Sr.	Rock Hill, S.C./Spartanburg Methodist College
38	Ronald Pena	RHP	R/R	6-3	201	Fr.	West Palm Beach, Fla./John Leonard
39	Kyle Owings	RHP	R/R	6-1	214	Jr.	Gilbert, S.C./Spartanburg Methodist
40	Sam Wood	LHP	L/L	6-3	236	Fr.	Charleston, W.V./Charleston Catholic Prep
42	Ryan Daniels	DH/1B	L/R	6-0	250	Gr.	Victoria, Texas/Blinn College



2010 Results (44-19, 22-8, 2nd)

Date	Opponent	Result	Date	Opponent	Result
F. 19	RADFORD	W, 8-4	A. 13	at USC Upstate	W, 11-10
F. 20	RADFORD	W, 9-1	A. 16	WOFFORD*	W, 8-2
F. 21	RADFORD	W, 11-3	A. 17	WOFFORD*	W, 17-6
F. 23	at Jacksonville	W, 15-7	A. 18	WOFFORD*	W, 3-0
F. 26	UNC ASHEVILLE	L, 18-8	A. 20	at The Citadel	W, 16-7
F. 27	UNC ASHEVILLE	W, 12-11	A. 23	ELON*	L, 14-3
F. 28	UNC ASHEVILLE	W, 3-1	A. 24	ELON*	W, 16-6
M. 3	HOLY CROSS	W, 10-7	A. 24	ELON*	W, 6-4
M. 3	CHARLESTON SO.	W, 12-7	A. 30	at Davidson*	W, 10-8
M. 5	ALABAMA	L, 6-2	M. 1	at Davidson*	W, 11-3
M. 6	ALABAMA	L, 4-0	M. 2	at Davidson*	W, 8-4
M. 7	ALABAMA	W, 7-6	M. 7	THE CITADEL*	W, 13-9
M. 9	TOLEDO	W, 14-5	M. 8	THE CITADEL*	W, 7-3
M. 10	BALL STATE	W, 7-4	M. 9	THE CITADEL*	L, 6-3
M. 12	SAMFORD*	L, 20-13	M. 11	USC UPSTATE	W, 20-3
M. 13	SAMFORD*	W, 14-4	M. 12	at North Carolina	L, 10-0
M. 14	SAMFORD*	L, 18-4	M. 15	at Appalachian State*	W, 15-5
M. 16	COASTAL CAROLINA	W, 5-4	M. 16	at Appalachian State*	W, 13-1
M. 17	JACKSONVILLE	W, 3-2	M. 16	at Appalachian State*	W, 9-1
M. 19	at UNCG*	W, 14-10	M. 18	at Coastal Carolina	W, 10-4
M. 20	at UNCG*	W, 9-2	M. 20	at UNC Wilmington	L, 3-2
M. 21	at UNCG*	W, 6-5	M. 22	UNC WILMINGTON	W, 10-8
M. 24	at Charleston Southern	W, 28-9	M. 26	vs. Appalachian State # W, 12-11 (11)	
M. 26	at Western Carolina*	W, 11-8	M. 27	vs. Western Carolina # L, 7-6 (12)	
M. 27	at Western Carolina*	L, 4-3	M. 28	vs. Appalachian State # L, 10-9	
M. 27	at Western Carolina*	L, 10-9 (13)	J. 4	vs. North Carolina State & W, 9-6	
M. 30	CHARLESTON SO.	W, 9-4	J. 5	at Coastal Carolina & W, 16-6	
A. 2	GEORGIA SOUTHERN*	W, 5-4	J. 6	at Coastal Carolina & L, 8-7	
A. 3	GEORGIA SOUTHERN*	W, 8-7	J. 7	at Coastal Carolina & L, 11-10 (10)	
A. 4	GEORGIA SOUTHERN*	W, 11-8	* - Southern Conference game		
A. 7	at South Carolina	L, 6-3	# - Southern Conference Tournament		
A. 9	at Furman*	L, 11-3	(Riley Park; Charleston, S.C.)		
A. 10	at Furman*	L, 8-5	& - NCAA Tournament		
A. 11	at Furman*	W, 19-5	(Myrtle Beach, S.C.)		



Head Coach Monte Lee

Alma Mater (Year): Coll. of Charleston (2000)

Coaching:

Head coach, College of Charleston, 2009-pres.

Record at CofC (Years):79-41 (2)

Overall record (Years):79-41 (2)



Patriots Point Stadium

2010 Statistics

Batting	AVG	GP	GS	AB	R	H	2B	3B	HR	RBI	TB	SLG%	BB	HBP	SO	GDP	OB%	SF	SH	SB	ATT	PO	A	E	FLD%
Cole Rakar	.378	63	63	270	76	102	26	2	8	54	156	.578	33	13	45	6	.463	4	2	20	25	148	4	6	.962
Jose Rodriguez	.355	62	62	245	63	87	18	1	16	69	155	.633	32	3	57	4	.431	3	0	4	6	69	1	4	.946
Rob Kral	.344	61	59	215	66	74	11	1	15	57	132	.614	58	3	33	5	.482	4	0	4	5	363	33	6	.985
Joey Bergman	.335	51	46	197	60	66	16	2	5	40	101	.513	27	11	25	2	.437	3	0	16	21	78	119	9	.956
Matt Leeds	.326	63	63	242	61	79	23	1	21	88	167	.690	29	22	47	2	.433	7	0	1	1	37	124	16	.910
Greg Blake	.323	59	51	198	50	64	14	3	17	54	135	.682	29	6	64	2	.419	3	0	4	7	417	32	5	.989
Baker Knox	.293	57	45	191	58	56	16	3	4	33	90	.471	32	12	33	5	.424	1	0	14	21	102	37	9	.939
Jamie Holler	.286	48	43	168	29	48	12	0	4	26	72	.429	2	5	33	4	.313	1	4	2	3	67	116	11	.943
Dre Watts	.419	18	6	31	9	13	1	0	3	14	23	.742	3	1	9	0	.486	0	0	0	0	1	4	0	1.000
Christian Powell	.333	5	1	6	1	2	0	0	0	0	2	.333	2	0	2	0	.500	0	0	0	0	3	11	3	.824
Jesse Mesa	.287	38	29	122	24	35	8	1	1	14	48	.393	7	1	35	1	.328	1	0	4	4	44	53	9	.915
Kolby Epley	.287	44	36	136	23	39	9	0	3	40	57	.419	11	4	23	2	.348	4	1	3	4	43	4	0	1.000
Thomas Brittle	.265	47	15	68	23	18	2	0	2	10	26	.382	7	5	17	0	.375	0	0	14	16	46	1	0	1.000
Hutson Dadds	.250	31	15	52	10	13	0	0	3	7	22	.423	5	3	19	1	.350	0	0	3	3	20	0	1	.952
Ross Hanna	.250	10	9	24	3	6	0	0	0	4	6	.250	3	2	3	2	.379	0	0	0	0	61	5	1	.985
Justin Brewer	.242	39	11	66	10	16	1	0	3	16	26	.394	12	1	14	1	.358	2	0	0	0	54	4	0	1.000
Robert Pritcher	.232	27	12	56	9	13	3	1	0	4	18	.321	6	0	18	1	.297	2	1	0	0	112	11	2	.984
Daniel Aldrich	.167	6	1	6	0	1	0	0	0	2	1	.167	0	0	2	0	.143	1	0	0	0	0	0	0	.000
Owen Brittle	.000	1	0	0	1	0	0	0	0	0	0	.000	0	0	0	0	.000	0	0	0	0	2	0	0	1.000
Totals	.319	63	63	2293	576	732	160	15	105	532	1237	.539	298	92	479	38	.413	36	8	89	116	1703	607	97	.960
Opponents	.278	63	63	2248	410	625	134	20	54	365	961	.427	245	77	531	47	.364	32	20	111	128	1644	564	94	.959
Player	ERA	W	L	APP	GS	CG	SHO	CBO	SV	IP	H	R	ER	BB	SO	2B	3B	HR	AB	B/Avg	WP	HBP	BK	SFA	SHA
Kevin Decker	3.78	8	0	17	11	0	0	0	0	81.0	75	45	34	36	67	13	1	4	305	.246	9	8	1	2	4
David Peterson	5.30	8	3	15	15	1	1	0	0	86.2	100	62	51	21	68	20	7	1	344	.291	12	22	3	6	1
Christian Powell	6.84	7	4	17	16	0	0	0	0	79.0	105	73	60	37	63	23	3	12	326	.322	6	6	0	7	5
Cameron Holmes	2.89	0	0	10	0	0	0	0	0	9.1	9	3	3	6	6	3	0	0	36	.250	1	0	0	0	0
Dre Watts	2.95	0	1	13	0	0	0	0	0	21.1	13	10	7	15	21	5	0	1	73	.178	1	7	0	1	1
Casey Lucchese	3.18	4	0	21	0	0	0	0	0	39.2	34	22	14	16	52	8	1	3	153	.222	14	4	4	3	0
Tom Schiller	4.26	5	1	30	0	0	0	0	2	50.2	49	28	24	23	56	9	2	2	194	.253	11	5	1	2	2
Owen Brittle	4.40	1	2	26	0	0	0	0	4	28.2	23	14	14	16	31	3	0	4	106	.217	5	3	1	0	2
Travis Stewart	6.00	0	0	2	0	0	0	0	0	3.0	3	4	2	2	4	1	0	0	12	.250	0	1	0	1	1
Josh Salay	6.45	2	3	18	8	0	0	0	1	53.0	64	41	38	22	53	18	1	7	218	.294	5	7	1	3	1
Heath Hembree	6.52	5	3	27	0	0	0	0	4	29.0	33	23	21	18	42	5	0	3	114	.289	6	5	2	2	1
Matt Pegler	6.69	2	1	9	6	0	0	0	0	35.0	39	27	26	13	23	9	1	5	140	.279	0	2	1	2	0
Jake Zokan	7.24	2	1	10	7	0	0	0	0	27.1	39	24	22	8	21	10	2	5	116	.336	0	2	0	1	2
Robert Jeroszko	9.19	0	0	11	0	0	0	0	0	15.2	21	21	16	10	17	4	1	6	69	.304	3	2	0	0	0
Aaron Bouronich	9.72	0	0	5	0	0	0	0	0	8.1	18	13	9	2	7	3	1	1	42	.429	1	3	2	2	0
Totals	5.41	44	19	63	63	1	1	0	11	567.2	625	410	341	245	531	134	20	54	2248	.278	74	77	16	32	20
Opponents	8.39	19	44	63	63	1	2	2	3	548.0	732	576	511	298	479	160	15	105	2293	.319	62	92	5	36	8



Lt Gen John W. Rosa, Jr.
President



Larry W. Leckonby
Director of Athletics



Dr. Chip Taylor
Faculty Athletics Rep.



Kelly Simpson
Senior Woman Administrator



Ben Waring
Baseball SID

Quick Facts

Location: Charleston, S.C.
Founded: 1842
Enrollment: 2,139
Nickname: Bulldogs
Colors: Citadel Blue and White
President: Lt Gen John W. Rosa, Jr.
Director of Athletics: Larry Leckonby
Stadium (capacity): ... Joseph P. Riley, Jr. Park (6,000)
Press Box Phone: (843) 965-4151

Head Coach: Fred Jordan
Alma Mater (Year): The Citadel (1979)
Record at The Citadel (Years): 666-472 (19)
Overall Record (Years): 666-472 (19)
Baseball Office Phone: (843) 953-5285
Assistant Coaches:
..... David Beckley (The Citadel, 1996)
..... Randy Carlson (Lander, 2003)
..... Zach Brown (The Citadel, 2007)

2010 Record: 43-22
Conference Record (place): 24-6 (1st)
Home: 26-7
Away: 15-11
Neutral: 1-1
Letterman Returning/Lost: 14/11
Starters Returning/Lost: 6/3
Pitchers Returning/Lost: 5/7

Baseball Contact: Ben Waring
E-mail: ben.waring@citadel.edu
Office: (843) 953-5120
Cell: (843) 327-9790
Fax: (843) 953-6727
Website: www.citadelsports.com

2011 Schedule

Date	Opponent	Time	Date	Opponent	Time
F. 18	GARDNER-WEBB	4 p.m.	A. 10	COLL. OF CHARLESTON*	1 p.m.
F. 19	TOWSON	3 p.m.	A. 12	SOUTH CAROLINA	7 p.m.
F. 20	TOWSON	11 a.m.	A. 15	at Furman*	7 p.m.
F. 25	WRIGHT STATE	4 p.m.	A. 16	at Furman*	4 p.m.
F. 26	OLD DOMINION	3 p.m.	A. 17	at Furman*	1 p.m.
F. 27	WRIGHT STATE	11 a.m.	A. 19	at Charleston Southern	3 p.m.
F. 27	OLD DOMINION	2 p.m.	A. 20	at Coastal Carolina	6 p.m.
M. 4	APPALACHIAN STATE*	6 p.m.	A. 22	USC UPSTATE	4 p.m.
M. 5	APPALACHIAN STATE*	2 p.m.	A. 23	USC UPSTATE	2 p.m.
M. 6	APPALACHIAN STATE*	1 p.m.	A. 30	PRESBYTERIAN	2 p.m.
M. 8	BALL STATE	4 p.m.	M. 1	PRESBYTERIAN	1 p.m.
M. 11	SAMFORD*	6 p.m.	M. 2	PRESBYTERIAN	1 p.m.
M. 12	SAMFORD*	2 p.m.	M. 4	WINTHROP	6 p.m.
M. 13	SAMFORD*	1 p.m.	M. 6	ELON*	4 p.m.
M. 15	at Winthrop	6 p.m.	M. 7	ELON*	2 p.m.
M. 18	DAVIDSON*	6 p.m.	M. 8	ELON*	1 p.m.
M. 19	DAVIDSON*	2 p.m.	M. 10	at College of Charleston	6 p.m.
M. 20	DAVIDSON*	1 p.m.	M. 11	at USC Upstate \$	6 p.m.
M. 23	COASTAL CAROLINA	6 p.m.	M. 13	at UNCG*	6 p.m.
M. 25	at Wofford*	7 p.m.	M. 14	at UNCG*	1 p.m.
M. 26	at Wofford*	3 p.m.	M. 15	at UNCG*	1 p.m.
M. 27	at Wofford*	1 p.m.	M. 17	DUKE	4 p.m.
M. 29	CHARLESTON SOUTHERN	6 p.m.	M. 19	at Western Carolina*	6 p.m.
M. 30	at South Carolina	7 p.m.	M. 20	at Western Carolina*	3 p.m.
A. 1	at Georgia Southern*	7 p.m.	M. 21	at Western Carolina*	2 p.m.
A. 2	at Georgia Southern*	2:30 p.m.	M. 25-29	at SoCon Tournament	
A. 3	at Georgia Southern*	1:30 p.m.		(Riley Park; Charleston, S.C.)	
A. 8	COLL. OF CHARLESTON*	6 p.m.		* - Southern Conference game	
A. 9	COLL. OF CHARLESTON*	2 p.m.		\$ - Greenville, S.C. (Fluor Field)	

2011 Bulldogs Roster

No.	Name	Pos.	B/T	Ht.	Wt.	Cl.	Hometown/High School (Prev. College)
1	Drew DeKerlegand	3B	L/R	5-9	180	Fr.	Pearland, Texas/Pearland
2	Justin Mackert	1B	R/R	6-0	205	Jr.	Cleveland, Ohio/St. Ignatius
3	Charles Flowers	OF	S/R	5-8	170	Fr.	Silver Spring, Md./St. John's College
4	Josh Pless	2B	L/R	5-11	170	So.	Boiling Springs, S.C./Boiling Springs
5	Austin Pritcher	RHP	R/R	6-1	180	So.	Charleston, S.C./James Island
6	Zach Brownlee	RHP	L/R	6-1	180	Fr.	St. George, S.C./Holly Hill Academy
7	Brad Felder	OF/DH	L/L	6-0	195	Jr.	Bowman, S.C./Orangeburg Prep
8	Nick Orvin	OF	R/R	5-11	180	Jr.	Moncks Corner, S.C./Berkeley
9	Bryce Hines	RHP	R/R	6-2	185	Fr.	Hanahan, S.C./Hanahan
10	Laine Frazier	SS/2B	R/R	5-11	160	Fr.	Cartersville, Ga./Cartersville
11	Matt Simonelli	OF	R/R	5-9	165	Sr.	Orlando, Fla./Lake Mary
12	Justin Russell	RHP	R/R	6-4	210	Fr.	Jacksonville, Fla./Episcopal
13	Ryan Kilgallen	C	R/R	6-2	160	Fr.	Goose Creek, S.C./Stratford
14	Cam Grimsley	LHP	L/L	5-9	185	Fr.	Jacksonville, Fla./University Christian
15	Ryan Hines	RHP/3B	R/R	5-11	215	Jr.	Hanahan, S.C./Hanahan
16	Matt Talley	LHP	L/L	6-6	230	Sr.	Sumter, S.C./Wilson Hall
17	Joe Jackson	C	L/R	6-1	180	Fr.	Mauldin, S.C./Mauldin
18	Calvin Orth	INF	R/R	6-1	185	Fr.	Jacksonville, Fla./Episcopal
19	Jeremy Long	RHP	R/R	5-11	190	Jr.	Clover, S.C./Clover
20	Legare Jones	INF	R/R	5-8	160	Sr.	Columbia, S.C./Blythewood
21	Ryne Hardwick	C/OF	R/R	6-2	190	R-Fr.	Conway, S.C./Conway
22	Kirk Sims	DH	R/R	5-11	230	Sr.	Columbia, S.C./Dreher
23	TJ Clarkson	RHP	R/R	6-2	190	Jr.	Coral Springs, Fla./Coral Springs
25	Tyler Griffin	OF	S/R	6-1	185	Fr.	Hawthorne, Fla./Gainesville
27	Damon Ardis	3B	R/R	6-3	215	So.	Goose Creek, S.C./Stratford
28	Drew Mahaffey	LHP	L/L	6-2	200	Sr.	Summerville, S.C./Summerville
29	William Ladd	OF	R/R	6-2	190	Jr.	Winnsboro, S.C./Richard Winn
30	Connor Hitchingham	RHP/1B	R/R	6-5	250	Fr.	Jacksonville, Fla./Stanton College Prep
31	Hughston Armstrong	OF	L/L	5-8	150	Fr.	Columbia, S.C./Ridge View
33	Logan Cribb	LHP	L/L	5-9	160	Fr.	Rock Hill, S.C./Rock Hill
35	David Leeth	LHP	L/L	6-2	175	Fr.	Hartsville, S.C./Hartsville
36	Grant Richards	C	R/R	6-0	180	Jr.	Morrisville, N.C./Cardinal Gibbons
	George Coleman	OF	R/R	6-1	180	Fr.	Winnsboro, S.C./Richard Winn
	Seth Lowe	C	R/R	5-9	195	Fr.	Hartsville, S.C./Hartsville
	Seth Settlemeyer	RHP	R/R	6-2	200	Fr.	Marietta, Ga./Riverside Military Academy
	Grant Williamson	LHP	L/L	5-10	190	R-Fr.	Summerville, S.C./Summerville



2010 Results (43-22, 24-6, 1st)

Date	Opponent	Result	Date	Opponent	Result
F. 19	EAST TENNESSEE STATE	W, 4-1	A. 14	SOUTH CAROLINA	L, 10-4
F. 20	DELAWARE	W, 8-7	A. 16	FURMAN*	W, 4-2
F. 21	KANSAS STATE	L, 2-1	A. 17	FURMAN*	W, 10-5
F. 26	SAINT JOSEPH'S	W, 10-5	A. 18	FURMAN*	W, 6-5
F. 27	MARSHALL	W, 4-1	A. 20	COLL. OF CHARLESTON	L, 16-7
F. 28	RADFORD	W, 15-4	A. 23	DAVIDSON*	L, 5-2
M. 4	at Hawaii	W, 12-8	A. 24	DAVIDSON*	W, 7-0
M. 5	at Hawaii	W, 9-5	A. 24	DAVIDSON*	W, 5-3
M. 5	at Hawaii	L, 9-0 (7)	A. 30	at Samford*	L, 7-5
M. 6	at Hawaii	L, 13-1	M. 1	at Samford*	W, 14-6
M. 10	USC UPSTATE	W, 10-3	M. 2	at Samford*	L, 12-11
M. 12	WESTERN CAROLINA*	W, 4-0	M. 7	at College of Charleston*	L, 13-9
M. 13	WESTERN CAROLINA*	W, 7-5	M. 8	at College of Charleston*	L, 7-3
M. 14	WESTERN CAROLINA*	W, 11-6	M. 9	at College of Charleston*	W, 6-3
M. 16	VMI	L, 4-3	M. 11	MERCER	L, 5-0
M. 17	VMI	L, 12-1	M. 12	at USC Upstate	W, 10-3
M. 19	at Elon*	W, 9-4	M. 14	UNCG*	W, 8-2
M. 20	at Elon*	W, 20-15 (10)	M. 15	UNCG*	W, 5-0
M. 21	at Elon*	W, 11-8	M. 16	UNCG*	W, 3-1
M. 23	COASTAL CAROLINA	L, 7-1	M. 18	at Winthrop	W, 10-4
M. 24	WINTHROP	W, 7-3	M. 20	at Georgia Southern*	W, 9-4
M. 26	APPALACHIAN STATE*	W, 13-2	M. 21	at Georgia Southern*	W, 7-2
M. 27	APPALACHIAN STATE*	W, 2-1	M. 22	at Georgia Southern*	W, 5-2
M. 28	APPALACHIAN STATE*	W, 6-3	M. 26	FURMAN #	W, 9-5
M. 30	at South Carolina	L, 10-1	M. 27	ELON #	W, 6-3 (10)
M. 31	CHARLESTON SO.	W, 5-0	M. 29	ELON #	W, 6-5 (10)
A. 2	at Wofford*	W, 3-2	M. 30	WESTERN CAROLINA*	W, 10-3
A. 3	at Wofford*	L, 12-11	J. 4	vs. Virginia Tech &	W, 7-2
A. 4	at Wofford*	W, 8-7 (10)	J. 5	at South Carolina &	L, 9-4
A. 6	at Charleston Southern	L, 8-7	J. 6	vs. Virginia Tech &	L, 4-3
A. 7	at Winthrop	W, 10-8 (11)	* - Southern Conference game		
A. 9	INDIANA STATE	W, 4-3	# - Southern Conference Tournament		
A. 10	INDIANA STATE	L, 11-7	(Riley Park; Charleston, S.C.)		
A. 11	INDIANA STATE	L, 4-2	& - NCAA Tournament		
A. 13	at Coastal Carolina	L, 7-3	(Columbia, S.C.)		



Head Coach Fred Jordan

Alma Mater (Year):..... The Citadel (1979)

Coaching:

Head Coach, The Citadel, 1992-present

Record at CIT (Years):..... 666-472 (19)

Overall record (Years): 666-472 (19)



Joseph P. Riley, Jr. Park

2010 Statistics

Batting	AVG	GP	GS	AB	R	H	2B	3B	HR	RBI	TB	SLG%	BB	HBP	SO	GDP	OB%	SF	SH	SB	ATT	PO	A	E	FLD%
Bryan Altman	.343	64	64	248	61	85	17	0	14	70	144	.581	20	6	25	3	.395	7	1	15	18	329	106	15	.967
Justin Mackert	.335	65	65	239	49	80	12	1	5	38	109	.456	32	6	40	3	.420	4	2	24	27	512	36	6	.989
Nick Orvin	.335	64	64	263	66	88	11	3	7	30	126	.479	41	4	50	7	.430	1	3	22	28	154	3	5	.969
Matt Simonelli	.315	64	64	251	52	79	20	1	5	59	116	.462	28	9	28	3	.400	2	6	22	27	148	4	3	.981
David Greene	.289	65	65	249	30	72	12	2	7	55	109	.438	27	2	52	1	.361	2	3	5	10	41	114	20	.886
William Ladd	.285	65	65	235	43	67	10	3	2	25	89	.379	10	15	43	6	.351	2	7	11	12	135	8	6	.960
Kyle Jordan	.274	65	65	252	30	69	11	1	5	43	97	.385	10	3	63	2	.306	3	13	8	10	87	165	12	.955
Brad Felder	.262	63	63	244	57	64	9	4	11	32	114	.467	25	12	70	6	.359	0	8	18	22	3	0	0	1.000
Will Darby	.667	14	0	3	2	2	0	0	0	0	2	.667	2	0	1	0	.800	0	0	0	0	3	0	0	1.000
Josh Pless	.345	19	6	29	4	10	0	1	0	4	12	.414	4	0	6	1	.424	0	0	0	0	7	10	2	.895
Grant Richards	.254	43	33	126	14	32	3	1	1	23	40	.317	9	1	22	6	.307	1	3	2	6	238	33	3	.989
Legare Jones	.229	33	26	83	16	19	5	0	2	7	30	.361	13	2	10	1	.343	1	4	0	0	39	67	10	.914
Matt Reifsnider	.154	14	5	26	1	4	1	0	0	3	5	.192	2	1	5	2	.233	1	0	0	0	16	11	0	1.000
Kirk Sims	.000	5	0	4	0	0	0	0	0	0	0	.000	1	0	2	1	.200	0	0	0	1	1	0	0	1.000
TJ Clarkson	.000	1	0	1	0	0	0	0	0	0	0	.000	0	0	0	0	.000	0	0	0	0	0	6	1	.857
Totals	.298	65	65	2253	425	671	111	17	59	389	993	.441	224	61	417	42	.373	24	50	127	161	1742	639	92	.963
Opponents	.274	65	65	2277	348	625	100	14	56	308	921	.404	217	49	506	38	.348	18	37	69	97	1696	673	111	.955
Pitching	ERA	W	L	APP	GS	CG	SHO	CBO	SV	IP	H	R	ER	BB	SO	2B	3B	HR	AB	B/Avg	WP	HBP	BK	SFA	SHA
Asher Wojciechowski	3.58	12	3	17	17	3	0	1	0	125.2	111	58	50	32	155	18	3	10	477	.233	9	8	1	2	6
Matt Talley	3.71	8	3	16	16	2	2	0	0	104.1	103	57	43	32	85	20	1	7	411	.251	5	10	2	2	3
Michael Clevinger	5.15	5	3	16	15	0	0	0	0	92.2	115	54	53	35	77	18	3	7	371	.310	8	8	0	2	6
Jeffrey Spillane	3.00	0	0	8	1	0	0	0	0	12.0	13	6	4	7	8	2	0	2	47	.277	1	1	0	1	1
Raymond Copenhaver	3.25	3	1	33	0	0	0	1	1	36.0	34	18	13	15	28	4	2	1	131	.260	2	5	0	1	3
Matt Reifsnider	4.09	2	1	29	0	0	0	0	1	55.0	68	27	25	6	40	12	1	7	216	.315	3	6	0	4	6
Drew Mahaffey	4.75	4	3	29	0	0	0	2	7	30.1	24	17	16	28	27	4	0	1	114	.211	5	1	0	1	1
Chris Boyce	4.94	5	0	21	0	0	0	1	0	27.1	36	19	15	12	25	1	1	3	116	.310	2	0	1	2	1
Austin Pritcher	6.18	3	3	11	8	0	0	1	0	39.1	47	35	27	20	18	7	1	6	153	.307	3	2	0	1	4
Jeremy Long	6.35	0	0	6	0	0	0	0	0	5.2	7	4	4	5	1	1	1	1	23	.304	0	1	1	0	0
TJ Clarkson	6.48	1	4	13	8	0	0	0	0	41.2	48	38	30	16	39	10	0	9	171	.281	7	4	2	1	5
Nick Sprowls	12.66	0	1	11	0	0	0	0	0	10.2	19	15	15	9	3	3	1	2	47	.404	0	3	0	1	1
Totals	4.57	43	22	65	65	5	4	2	9	580.2	625	348	295	217	506	100	14	56	2277	.274	45	49	7	18	37
Opponents	5.64	22	43	65	65	5	2	1	8	565.1	671	425	354	224	417	111	17	59	2253	.298	56	61	17	24	50



John Kuykendall
President



Jim Murphy
Director of Athletics



Dr. Fred Smith
Faculty Athletics Rep.



Katy McNay
Senior Woman Administrator



Lauren Biggers
Baseball SID

Quick Facts

Location: Davidson, N.C.
Founded: 1837
Enrollment: 1,900
Nickname: Wildcats
Colors: Red and Black
President: John Kuykendall
Director of Athletics: Jim Murphy
Stadium (capacity): Wilson Field (700)
Press Box Phone: 704-894-2740

Head Coach: Dick Cooke
Alma Mater (Year): Richmond (1978)
Record at Davidson (Years): 384-628-1 (20)
Overall Record (Years): 395-660-1 (21)
Baseball Office Phone: (704) 894-2368
Assistant Coaches:
..... Mike Zandler (Bridgewater, 1991)
..... Tod Gross (Shenandoah, 2001)

2010 Record: 19-32
Conference Record (place): 5-25 (11th)
Home: 12-16
Away: 7-16
Neutral: 0-0
Letterman Returning/Lost: 27/7
Starters Returning/Lost: 7/2
Pitchers Returning/Lost: 10/5

Baseball Contact: Lauren Biggers
E-mail: labiggers@davidson.edu
Office: (704) 894-2815
Cell: (704) 785-1218
Fax: (704) 894-2636
Website: www.davidsonwildcats.com

2011 Schedule

Date	Opponent	Time	Date	Opponent	Time
F. 18	GEORGETOWN	5:30 p.m.	M. 29	N.C. CENTRAL	6 p.m.
F. 19	ARMY	12 p.m.	A. 1	at Samford*	7 p.m.
F. 19	GEORGETOWN	3:30 p.m.	A. 2	at Samford*	3 p.m.
F. 20	RADFORD	1 p.m.	A. 3	at Samford*	2 p.m.
F. 22	at Presbyterian	3 p.m.	A. 8	UNCG*	7 p.m.
F. 25	OHIO	6 p.m.	A. 9	UNCG*	2 p.m.
F. 26	LAFAYETTE	1:30 p.m.	A. 10	UNCG*	1 p.m.
F. 26	LEHIGH	5 p.m.	A. 12	at Duke	7 p.m.
F. 27	LAFAYETTE	1 p.m.	A. 15	at Wofford*	7 p.m.
M. 1	at North Carolina State	3 p.m.	A. 16	at Wofford*	3 p.m.
M. 2	at North Carolina	3 p.m.	A. 17	at Wofford*	1 p.m.
M. 4	FURMAN*	7 p.m.	A. 19	DUKE	7 p.m.
M. 5	FURMAN*	2 p.m.	A. 21	APPALACHIAN STATE*	7 p.m.
M. 6	FURMAN*	1 p.m.	A. 22	APPALACHIAN STATE*	6 p.m.
M. 9	at South Carolina	7 p.m.	A. 23	APPALACHIAN STATE*	2 p.m.
M. 11	COLL. OF CHARLESTON*	7 p.m.	A. 26	at N.C. Central	6 p.m.
M. 12	COLL. OF CHARLESTON*	2 p.m.	A. 29	at Elon*	6:30 p.m.
M. 13	COLL. OF CHARLESTON*	1 p.m.	A. 30	at Elon*	6:30 p.m.
M. 15	UNC ASHEVILLE	7 p.m.	M. 1	at Elon*	1:30 p.m.
M. 18	at The Citadel*	6 p.m.	M. 3	PRESBYTERIAN	6 p.m.
M. 19	at The Citadel*	2 p.m.	M. 13	at Georgia Southern* (DH)	3 p.m.
M. 20	at The Citadel*	1 p.m.	M. 16	at Georgia Southern*	4 p.m.
M. 22	NORTH CAROLINA A&T	6 p.m.	M. 17	at Clemson	6:30 p.m.
M. 25	WESTERN CAROLINA*	7 p.m.	M. 25-29	at SoCon Tournament	
M. 26	WESTERN CAROLINA*	2 p.m.		(Riley Park; Charleston, S.C.)	
M. 27	WESTERN CAROLINA*	1 p.m.		* - Southern Conference game	

2011 Wildcats Roster

No.	Name	Pos.	B/T	Ht.	Wt.	Cl.	Hometown/High School (Prev. College)
1	Jack McLindon	IF	S/R	5-8	165	So.	Great Falls, Va./Langley
2	Jake Berman	OF	R/R	6-1	185	Jr.	Dallas, Texas/Ft. Worth Country Day
4	Michael Goldberg	IF	R/R	5-7	155	So.	Richmond, Va./Benedictine
5	Michael Zeblo	IF	S/R	6-0	175	So.	Raleigh, N.C./Broughton
6	Sam Payne	OF	L/R	5-10	175	Sr.	Atlanta, Ga./Westminster
7	Drew Gadaire	OF	R/R	6-2	190	Jr.	Gainesville, Fla./Buchholz
8	Danny Weiss	IF	R/R	5-9	200	Sr.	Ft. Myers, Fla./Ft. Myers
9	Kelly Myers	OF	L/R	5-11	195	Fr.	Memphis, Tenn./Memphis Univ. School
10	Forrest Brandt	OF	R/R	6-3	190	Fr.	Raleigh, N.C./St. David's
11	James Cerbie	IF	R/R	5-11	190	Jr.	Charlotte, N.C./Providence Day
12	Seth Freeman	C	R/R	6-0	165	Jr.	Cherryville, N.C./Cherryville
14	Andy Bass	RHP	R/R	6-4	210	Sr.	College Grove, Tenn./Battleground Acad.
15	Daniel Gerow	C	R/R	6-0	171	Fr.	Houston, Texas/Bellaire
16	Chris Lamb	LHP	L/L	6-1	185	Jr.	Berkeley, Calif./Berkeley
18	Calvin Sigelbaum	IF	R/R	6-3	195	Jr.	Pelham, N.Y./Pelham Memorial
19	Chris Dyer	C	R/R	5-11	185	Fr.	Richmond, Va./Benedictine
20	Jip Richards	RHP	R/R	6-1	185	Fr.	Davidson, N.C./North Meck
21	Brian Russell	RHP	R/R	6-4	200	Jr.	Frankfort, Ill./Lincoln-Way East
22	Michael Loeb	RHP	R/R	6-1	200	Jr.	Gaithersburg, Md./St. John's College
23	Mac Hunter	LHP	R/L	6-2	200	Sr.	Charlotte, N.C./Providence
24	Andrew Barna	IF	R/R	6-2	195	So.	Suwanee, Ga./South Forsyth
26	Ian Horkley	RHP	R/R	5-11	180	Sr.	Washington, D.C./Wilson
29	Adrian Muoio	C	R/R	6-1	190	Fr.	New York, N.Y./The Browning School
30	Danny Mooney	RHP	R/R	6-5	200	Fr.	Richmond, Va./Cosby
31	Ryan Overcash	RHP	R/R	6-4	190	Jr.	Concord, N.C./Northwest Cabarrus
33	Matt Sliwiak	RHP	R/R	5-11	185	Sr.	Gaithersburg, Md./Gonzaga
34	Matt Ray	IF	R/R	6-2	210	Sr.	Long Valley, N.J./Pope John XXIII
35	Will General	C	R/R	5-9	195	Sr.	Branford, Conn./Hopkins School
36	Justin Charles	LHP	L/L	5-11	165	Fr.	Greenville, S.C./JL Mann
37	Bryan DaCanal	IF	R/R	6-2	192	So.	Cherryville, N.C./Cherryville
38	Mike Frongello	RHP	R/R	6-1	190	Sr.	Raleigh, N.C./Middle Creek
39	Coleman Barron	RHP/OF	R/R	6-4	185	So.	Orlando, Fla./Lake Highland Prep
40	JP Craven	C	R/R	6-1	205	Sr.	Hingham, Mass./Hingham



2010 Results (19-32, 5-25, 11th)

Date	Opponent	Result	Date	Opponent	Result
F. 19	GEORGETOWN	L, 6-2	A. 2	SAMFORD*	L, 11-7
F. 20	GEORGETOWN	L, 11-8	A. 3	SAMFORD*	L, 6-5
F. 21	GEORGETOWN	W, 11-3	A. 7	at UNCG*	L, 7-1
F. 23	at N.C. Central	W, 16-2	A. 9	at Appalachian State*	L, 10-8
F. 26	MOUNT ST. MARY'S	W, 4-2	A. 10	at Appalachian State*	L, 7-3
F. 27	PRESBYTERIAN	W, 15-8	A. 11	at Appalachian State*	L, 7-5
F. 28	MOUNT ST. MARY'S	W, 29-7	A. 13	at Duke	W, 4-2
F. 28	PRESBYTERIAN	W, 11-5	A. 17	N.C. CENTRAL	W, 17-7
M. 3	at Auburn	L, 7-6	A. 17	N.C. CENTRAL	W, 9-2 (7)
M. 3	at Auburn	L, 7-6	A. 18	at N.C. Central	W, 14-4
M. 6	UNC ASHEVILLE	W, 7-6	A. 21	at North Carolina	L, 13-0
M. 6	BRYANT	W, 4-2	A. 23	at The Citadel*	W, 5-2
M. 7	BRYANT	W, 6-2	A. 24	at The Citadel*	L, 7-0
M. 12	WOFFORD*	W, 13-5	A. 24	at The Citadel*	L, 5-3
M. 13	WOFFORD*	L, 15-8	A. 28	at UNCG*	L, 12-5
M. 14	WOFFORD*	W, 5-4	A. 30	COLL. OF CHARLESTON*	L, 10-8
M. 17	at South Carolina	L, 8-3	M. 1	COLL. OF CHARLESTON*	L, 11-3
M. 19	at Furman*	W, 12-9	M. 2	COLL. OF CHARLESTON*	L, 8-4
M. 20	at Furman*	L, 6-5	M. 4	at Virginia Tech	W, 14-10
M. 21	at Furman*	W, 15-7	M. 13	GEORGIA SOUTHERN*	L, 15-13
M. 23	DUKE	L, 6-2	M. 14	GEORGIA SOUTHERN*	L, 14-1
M. 26	ELON*	L, 8-3	M. 15	GEORGIA SOUTHERN*	L, 9-7
M. 27	ELON*	L, 12-4	M. 20	at Western Carolina*	L, 7-6 (10)
M. 27	ELON*	L, 4-2 (11)	M. 21	at Western Carolina*	L, 7-5
M. 30	at UNCG*	L, 6-5	M. 22	at Western Carolina*	L, 11-2
A. 1	SAMFORD*	L, 16-6	* - Southern Conference game		



Head Coach Dick Cooke

Alma Mater (Year):..... Richmond (1978)

Coaching:

Head coach, Belmont Abbey, 1989-90

Head coach, Davidson, 1991-present

Record at DAV (Years): 384-628-1 (20)

Overall record (Years): 395-660-1 (21)



Wilson Field

2010 Statistics

Batting	AVG	GP	GS	AB	R	H	2B	3B	HR	RBI	TB	SLG%	BB	HBP	SO	GDP	OB%	SF	SH	SB	ATT	PO	A	E	FLD%
Danny Weiss	.368	39	38	144	42	53	11	2	6	35	86	.597	19	9	22	5	.466	2	0	6	8	326	21	3	.991
Drew Gadaire	.346	51	51	214	54	74	14	3	1	30	97	.453	20	8	31	5	.421	0	1	18	19	177	12	3	.984
Andrew Barna	.329	51	51	210	36	69	17	1	7	52	109	.519	9	5	54	2	.366	3	1	5	9	35	120	16	.906
Sam Payne	.297	51	51	202	44	60	10	2	8	40	98	.485	28	12	53	0	.408	3	2	12	20	87	3	5	.947
Michael Zeblo	.229	51	51	175	32	40	10	1	9	34	79	.451	26	7	58	1	.349	1	3	4	9	72	136	16	.929
Steve Blomberg	1.000	5	1	2	2	2	0	0	0	2	2	1.000	2	2	0	0	1.000	0	0	0	0	4	0	0	1.000
J.P. Craven	.325	17	11	40	3	13	2	0	0	1	15	.375	8	2	9	1	.460	0	1	2	2	1	0	0	1.000
Seth Freeman	.294	30	27	119	19	35	7	1	2	22	50	.420	3	2	27	0	.317	2	0	4	5	150	13	3	.982
James Cergie	.260	27	27	100	29	26	5	1	2	17	39	.390	14	6	26	1	.380	1	1	2	6	51	67	1	.992
Will General	.257	33	31	113	21	29	8	0	2	21	43	.381	11	8	30	2	.361	1	6	3	6	3	0	0	1.000
Calvin Sigelbaum	.252	32	27	107	21	27	5	2	2	14	42	.393	8	5	37	2	.333	0	2	13	15	51	58	4	.965
Coleman Barron	.226	32	25	84	15	19	4	1	2	17	31	.369	4	9	31	1	.320	3	2	6	9	59	2	4	.938
Tommy Piacenza	.216	38	37	116	12	25	5	1	1	21	35	.302	18	10	25	1	.361	3	4	3	4	227	33	7	.974
Jake Berman	.196	20	11	51	12	10	0	0	1	8	13	.255	2	3	17	1	.268	0	0	0	1	9	2	2	.846
Michael Goldberg	.190	20	10	42	7	8	0	0	0	3	8	.190	4	0	10	1	.261	0	0	2	2	14	14	2	.933
Matt Ray	.156	14	7	32	4	5	3	0	0	3	8	.250	3	2	11	0	.270	0	1	1	1	38	1	0	1.000
Jay Honeycutt	.067	11	3	15	3	1	0	0	0	0	1	.067	4	0	9	1	.263	0	0	0	0	4	0	0	1.000
Jack McLindon	.000	3	0	4	1	0	0	0	0	0	0	.000	1	1	0	0	.333	0	0	0	0	2	2	0	1.000
Bryan DaCanal	.000	3	0	3	0	0	0	0	0	0	0	.000	0	0	1	1	.000	0	0	0	0	0	0	0	.000
Totals	.280	51	51	1773	357	496	101	15	43	320	756	.426	184	91	451	25	.373	19	24	81	116	1334	591	80	.960
Opponents	.310	51	51	1800	378	558	110	15	58	339	872	.484	188	62	360	28	.390	21	31	69	89	1344	520	84	.957
Pitching	ERA	W	L	APP	GS	CG	SHO	CBO	SV	IP	H	R	ER	BB	SO	2B	3B	HR	AB	B/Avg	WP	HBP	BK	SFA	SHA
Mike Frongello	4.50	2	4	31	0	0	0	0	2	52.0	61	34	26	13	36	13	2	5	209	.292	3	5	0	2	2
Thomas Middour	5.42	4	3	18	15	0	0	0	0	78.0	97	52	47	25	71	13	1	11	317	.306	3	4	2	1	4
Ryan Overcash	5.68	5	4	14	13	0	0	0	0	65.0	82	51	41	13	40	20	1	11	268	.306	6	9	1	3	4
Ian Horkley	7.06	2	3	19	7	0	0	0	0	51.0	66	54	40	23	28	13	3	5	209	.316	5	13	0	1	6
Chris Lamb	8.40	2	8	14	10	1	0	0	0	54.2	77	55	51	23	57	10	2	9	228	.338	14	10	3	3	6
John Edwards	0.00	0	0	3	0	0	0	0	0	1.0	0	0	0	2	0	0	0	0	4	.000	1	0	0	0	0
Jonathan Fisher	0.00	0	0	1	0	0	0	0	0	1.0	1	0	0	0	2	0	0	0	4	.250	0	0	0	0	0
Michael Loeb	5.40	0	0	7	0	0	0	0	0	6.2	11	7	4	1	6	5	0	3	31	.355	0	2	0	0	0
Matt Sliwiak	6.10	1	2	21	0	0	0	0	0	20.2	22	18	14	11	24	9	0	3	77	.286	3	2	1	3	3
Brian Russell	6.43	3	4	23	5	0	0	0	0	42.0	48	34	30	27	16	12	5	3	156	.308	6	12	0	4	3
Steven Hummel	6.75	0	0	2	0	0	0	0	0	2.2	5	4	2	2	2	0	0	0	11	.455	1	0	0	0	0
Andy Bass	6.88	0	4	27	0	0	0	0	2	35.1	40	30	27	17	44	7	0	4	138	.290	6	5	0	4	2
Mac Hunter	8.04	0	0	15	0	0	0	0	0	15.2	25	16	14	11	15	6	1	1	70	.357	1	0	0	0	0
Mac Read	8.83	0	0	12	1	0	0	0	0	17.1	20	19	17	15	17	2	0	3	70	.286	2	0	0	0	1
Chris Kennedy	21.60	0	0	2	0	0	0	0	0	1.2	3	4	4	5	2	0	0	0	8	.375	2	0	0	0	0
Totals	6.42	19	32	51	51	1	0	0	4	444.2	558	378	317	188	360	110	15	58	1800	.310	53	62	7	21	31
Opponents	5.89	32	19	51	51	3	2	1	15	448.0	496	357	293	184	451	101	15	43	1773	.280	62	91	6	19	24



Dr. Leo M. Lambert
President



Dave Blank
Director of Athletics



Dr. Eric Hall
Faculty Athletics Rep.



Faith Shearer
Senior Woman Administrator



Chris Rash
Baseball SID

Quick Facts

Location:Elon, N.C.
Founded:1889
Enrollment:5,709
Nickname:Phoenix
Colors:Maroon and Gold
President:Dr. Leo M. Lambert
Director of Athletics:Dave Blank
Stadium (capacity):Walter C. Latham Park (2,000)
Press Box Phone:(336) 278-6788

Head Coach:Mike Kennedy
Alma Mater (Year):Elon (1991)
Record at Elon (Years):474-331-3 (14)
Overall Record (Years):474-331-3 (14)
Baseball Office Phone:(336) 278-6741
Assistant Coaches:
.....Greg Starbuck (Winston-Salem State, 1991)
.....Robbie Huffstetler (Appalachian State, 2001)
.....Pete Jenkins

2010 Record:38-24
Conference Record (place):19-11 (3rd-tied)
Home:18-11
Away:18-9
Neutral:2-4
Letterman Returning/Lost:21/10
Starters Returning/Lost:5/4
Pitchers Returning/Lost:10/6

Baseball Contact:Chris Rash
E-mail:crash@elon.edu
Office:(336) 278-6712
Cell:(336) 263-4737
Fax:(336) 278-6768
Website:www.elonphoenix.com

2011 Schedule

Date	Opponent	Time	Date	Opponent	Time
F. 18	at North Carolina State	3 p.m.	A. 3	at UNCG*	1 p.m.
F. 19 NORTH CAROLINA STATE	2 p.m.		A. 5 OLD DOMINION	6 p.m.	
F. 20	at North Carolina State	1 p.m.	A. 8 WOFFORD*	6:30 p.m.	
F. 22	at High Point	4 p.m.	A. 9 WOFFORD*	4 p.m.	
F. 25	at South Florida	7 p.m.	A. 10 WOFFORD*	1:30 p.m.	
F. 26	at South Florida	7 p.m.	A. 15 COLL. OF CHARLESTON*	6:30 p.m.	
F. 27	at South Florida	1 p.m.	A. 16 COLL. OF CHARLESTON*	6:30 p.m.	
M. 2 UNC WILMINGTON	4 p.m.		A. 17 COLL. OF CHARLESTON*	1:30 p.m.	
M. 4 WRIGHT STATE	4 p.m.		A. 19 HIGH POINT	6:30 p.m.	
M. 5 WEST VIRGINIA	1:30 p.m.		A. 20 OLD DOMINION	6 p.m.	
M. 5 WRIGHT STATE	5:30 p.m.		A. 22 at Georgia Southern*	7 p.m.	
M. 6 TEMPLE	2 p.m.		A. 23 at Georgia Southern*	2:30 p.m.	
M. 8 at North Carolina	5 p.m.		A. 24 at Georgia Southern*	1:30 p.m.	
M. 9 ST. JOSEPH'S	4 p.m.		A. 26 WAKE FOREST	7 p.m.	
M. 11 at Appalachian State*	3 p.m.		A. 27 at Wake Forest	6 p.m.	
M. 12 at Appalachian State*	2 p.m.		A. 29 DAVIDSON*	6:30 p.m.	
M. 13 at Appalachian State*	1 p.m.		A. 30 DAVIDSON*	6:30 p.m.	
M. 15 EAST CAROLINA	6 p.m.		M. 1 DAVIDSON*	1:30 p.m.	
M. 18 at Western Carolina*	4 p.m.		M. 3 at UNC Wilmington	6 p.m.	
M. 19 at Western Carolina*	2 p.m.		M. 6 at The Citadel*	4 p.m.	
M. 20 at Western Carolina*	2 p.m.		M. 7 at The Citadel*	2 p.m.	
M. 22 at Clemson	6:30 p.m.		M. 8 at The Citadel*	1 p.m.	
M. 23 at Clemson	6:30 p.m.		M. 10 at Old Dominion	6 p.m.	
M. 25 SAMFORD*	6:30 p.m.		M. 18 FURMAN*	6:30 p.m.	
M. 26 SAMFORD*	4 p.m.		M. 19 FURMAN*	6:30 p.m.	
M. 27 SAMFORD*	1:30 p.m.		M. 20 FURMAN*	1:30 p.m.	
M. 30 at East Carolina	6 p.m.		M. 25-29 at SoCon Tournament		
A. 1 at UNCG*	6 p.m.		(Riley Park; Charleston, S.C.)		
A. 2 at UNCG*	1 p.m.				

* - Southern Conference game

2011 Phoenix Roster

No.	Name	Pos.	B/T	Ht.	Wt.	Cl.	Hometown/High School (Prev. College)
1	Niko Fraser	OF	S/R	5-9	177	So.	Jacksonville, Fla./Bolles School
2	Chris Bresnahan	INF	R/R	6-3	179	So.	Freehold, N.J./St. Rose
3	Neal Pritchard	INF	R/R	6-0	188	Sr.	Asheboro, N.C./Asheboro
4	Eric Serra	INF	L/R	5-9	158	Fr.	Miami, Fla./Florida Christian
5	Sebastian Gomez	MI	R/R	5-8	164	Fr.	Miramar, Fla./American Heritage
6	Seth Canipe	INF	R/R	6-1	189	Sr.	Shelby, N.C./Louisburg College
7	David Wood	OF	R/R	5-11	170	So.	Park Ridge, N.J./St. Joseph Regional
8	Cyle Rasmus	SS	R/R	5-10	160	Jr.	Phenix City, Ala./Gulf Coast CC
10	Garrett Koster	SS	R/R	6-2	190	Jr.	Fort Mill, S.C./Walters State CC
11	Jordan Darnell	P	R/R	6-5	202	Jr.	Charlotte, N.C./Ardrey Kell
13	Jake Luce	OF	L/L	5-10	190	Jr.	Fairview, Texas/Jefferson College
14	Harry Austin	OF	R/R	5-8	156	Sr.	Wexford, Pa./North Allegheny
15	Eric Hailer	3B	R/R	6-2	212	Fr.	Natick, Mass./The Hotchkiss School
17	Grant McCoury	P/1B	R/R	6-3	210	So.	Canton, Ohio/Central Catholic
18	Scott Carcaise	1B	L/L	6-4	220	Fr.	Maple Shade, N.J./Bishop Eustace
19	Jared Kernodle	P	R/R	5-11	201	Sr.	Hurdle Mills, N.C./Orange
22	Ryan Kinsella	C	S/R	6-1	213	Fr.	Warren, N.J./Morristown-Beard
23	Ben Scott	C	R/R	6-1	224	Sr.	Berwyn, Pa./Frederick CC
24	Kyle Webb	P	R/R	6-2	189	So.	Jacksonville, Fla./Providence
25	Anthony Hezar	C	R/R	5-10	189	R-Fr.	Elon, N.C./Western Alamance
26	Ryan Pennell	P	L/L	6-4	223	Fr.	Mamaronck, N.Y./Rye Neck
27	Alex Swim	C	L/R	6-0	185	So.	Greensboro, N.C./NW Guilford
28	Ken Ferrer	P	R/R	6-2	230	Sr.	Pleasantville, N.Y./Pleasantville
29	Brad MacHaffie	P	R/R	6-6	201	R-Fr.	Concord, Mass./Concord-Carlisle
30	John Brebbia	P	L/R	6-2	193	Jr.	Chatham, Mass./Wellington (Fla.)
31	Matt Kirchner	OF	R/R	5-11	186	Jr.	Haddonfield, N.J./Haddonfield Memorial
32	John Antonelli	P	R/R	6-1	187	Fr.	Miami, Fla./Westminster Christian
33	Dylan Clark	P	R/L	6-6	202	So.	Manchester, N.H./Trinity
34	Jim Stokes	P	R/R	6-7	210	So.	Royersford, Pa./The Hill School
35	David Whitehead	P	R/R	6-5	236	Fr.	West Chester, Ohio/Archbishop Moeller
36	Mitch Conner	P	R/R	6-3	209	Sr.	Charlotte, N.C./Guilford Tech CC
37	Thomas Girdwood	P	R/R	6-4	213	Sr.	Charlotte, N.C./Myers Park
38	Joe O'Hagan	C	R/R	5-10	191	Jr.	Carmel, N.Y./Guilford Tech CC
39	Sam Paone	OF	L/R	6-2	176	Fr.	Jupiter, Fla./The Benjamin School
42	Grant Fisher	P	R/R	6-5	213	Fr.	Charlotte, N.C./Myers Park
44	Greg Amorosso	P	L/L	6-1	185	Sr.	Virginia Beach, Va./Frank W. Cox

2010 Results (38-24, 19-11, t-3rd)

Date	Opponent	Result	Date	Opponent	Result
F. 19	TOWSON	W, 8-2	A. 14	at Wake Forest	W, 9-8
F. 20	OHIO	W, 11-4	A. 16	WESTERN CAROLINA*	W, 3-0
F. 21	NORTH CAROLINA A&T	W, 14-0	A. 17	WESTERN CAROLINA*	L, 14-8
F. 23	at High Point	W, 8-3	A. 18	WESTERN CAROLINA*	W, 12-10
F. 26	at Rice \$	L, 7-2	A. 21	HIGH POINT	L, 6-4
F. 27	vs. Texas A&M-CC \$	L, 16-12	A. 23	at College of Charleston*W,	14-3
F. 28	vs. Nebraska \$	L, 5-3	A. 24	at College of Charleston*	L, 16-6
M. 5	BUCKNELL	L, 18-3	A. 24	at College of Charleston*	L, 6-4
M. 6	PRINCETON	W, 10-2	A. 27	LIBERTY	W, 3-1
M. 6	PRINCETON	W, 18-8	A. 28	at North Carolina State	W, 13-9
M. 7	RADFORD	W, 7-6	A. 30	at Wofford*	W, 8-2
M. 10	OLD DOMINION	W, 10-9	M. 1	at Wofford*	W, 14-4
M. 13	at Furman*	W, 5-3	M. 2	at Wofford*	L, 12-10
M. 13	at Furman*	W, 9-6	M. 4	at North Carolina	L, 17-7
M. 14	at Furman*	L, 5-4	M. 5	at UNC Wilmington	W, 9-2
M. 16	UNC WILMINGTON	L, 14-1	M. 7	APPALACHIAN STATE*	W, 5-4
M. 19	THE CITADEL*	L, 9-4	M. 8	APPALACHIAN STATE*	W, 6-1
M. 20	THE CITADEL*	L, 20-15 (10)	M. 9	APPALACHIAN STATE*	W, 13-3
M. 21	THE CITADEL*	L, 11-8	M. 11	EAST CAROLINA	L, 7-4
M. 23	at Clemson	W, 15-10	M. 19	SAMFORD*	W, 6-4
M. 24	at Clemson	W, 4-3 (10)	M. 20	SAMFORD*	L, 11-10 (10)
M. 26	at Davidson*	W, 8-3	M. 21	SAMFORD*	W, 5-1
M. 27	at Davidson*	W, 12-4	M. 26	vs. Samford #	W, 1-0
M. 27	at Davidson*	W, 4-2 (11)	M. 27	at The Citadel #	L, 6-3 (10)
M. 30	at East Carolina	L, 8-0	M. 28	vs. Samford #	W, 7-4
M. 31	WAKE FOREST	W, 17-12	M. 29	at The Citadel #	L, 6-5 (10)
A. 2	at UNCG*	W, 17-10	J. 4	vs. Alabama %	L, 11-2
A. 3	at UNCG*	W, 12-1	J. 5	vs. Mercer %	L, 13-7
A. 4	at UNCG*	W, 19-5	\$ - Rice Invitational (Houston, Texas)		
A. 6	NORTH CAROLINA	W, 4-2	* - Southern Conference game		
A. 9	GEORGIA SOUTHERN*	W, 10-3	# - Southern Conference Tournament		
A. 10	GEORGIA SOUTHERN*	L, 5-4	(Riley Park; Charleston, S.C.)		
A. 11	GEORGIA SOUTHERN*	L, 4-0	% - NCAA Tournament (Atlanta, Ga.)		
A. 13	at Liberty	W, 5-3			



Head Coach Mike Kennedy

Alma Mater (Year):.....Elon (1991)

Coaching:.....Assistant, Elon, 1992-96

.....Head coach, Elon, 1996-present

Record at Elon (Years):.....474-331-3 (14)

Overall record (Years):.....474-331-3 (14)



Walter C. Latham Park

2010 Statistics

Batting	AVG	GP	GS	AB	R	H	2B	3B	HR	RBI	TB	SLG%	BB	HBP	SO	GDP	OB%	SF	SH	SB	ATT	PO	A	E	FLD%
Neal Pritchard	.340	62	62	235	53	80	15	1	12	47	133	.566	34	22	38	6	.461	4	0	6	6	101	230	19	.946
Scott Riddle	.317	53	40	167	30	53	9	0	6	31	80	.479	14	1	31	3	.372	1	0	7	10	54	90	10	.935
Matt Hinson	.315	51	44	168	45	53	8	2	16	49	113	.673	17	3	45	2	.384	2	2	3	4	77	5	5	.943
Mike Melillo	.310	60	60	229	58	71	12	5	11	56	126	.550	43	12	36	2	.444	0	0	12	19	298	32	8	.976
Alex Swim	.310	59	52	226	41	70	13	1	2	40	91	.403	10	2	17	5	.342	2	1	4	4	127	12	7	.952
Ryan Adams	.294	61	59	197	49	58	18	1	12	58	114	.579	56	2	49	5	.441	8	2	2	5	487	39	11	.980
Niko Fraser	.281	51	38	160	33	45	6	2	1	21	58	.363	18	9	42	2	.383	1	3	10	12	78	6	1	.988
Harry Austin	.280	59	49	175	37	49	12	2	1	30	68	.389	28	15	32	1	.420	1	13	19	30	101	0	1	.990
Seth Canipe	.273	59	49	187	36	51	9	0	10	35	90	.481	18	8	54	3	.356	3	2	3	3	99	144	9	.964
Justin Hilt	.238	59	52	206	42	49	7	1	10	36	88	.427	27	6	63	2	.342	1	0	21	24	115	6	4	.968
Ben Scott	.304	49	30	115	17	35	5	0	2	16	46	.400	6	11	12	4	.394	0	1	1	1	46	31	5	.939
Grant McCoury	.263	32	6	38	7	10	3	0	2	10	19	.500	7	1	15	0	.391	0	0	1	1	21	6	1	.964
Matt Kirchner	.250	32	2	20	15	5	0	0	0	4	5	.250	8	0	3	0	.448	1	1	2	3	3	0	0	1.000
Alex Maruri	.211	18	6	19	5	4	2	0	1	5	9	.474	7	1	5	0	.429	1	0	0	0	4	1	0	1.000
Chris Bresnahan	.172	28	7	29	5	5	2	0	0	1	7	.241	7	0	7	0	.333	0	0	1	1	14	19	1	.971
David Wood	.154	23	2	13	8	2	0	0	0	0	2	.154	2	0	4	0	.267	0	0	4	4	4	1	0	1.000
Joe O'Hagan	.000	4	0	2	0	0	0	0	0	0	0	.000	0	0	0	0	1.000	0	0	0	0	1	0	0	1.000
Totals	.293	62	62	2186	481	640	121	15	86	439	1049	.480	302	93	453	36	.397	25	25	96	127	1665	700	94	.962
Opponents	.291	62	62	2216	404	644	109	9	60	360	951	.429	237	70	435	54	.373	25	26	74	90	1641	601	84	.964

Pitching	ERA	W	L	APP	GS	CG	SHO	CBO	SV	IP	H	R	ER	BB	SO	2B	3B	HR	AB	B/Avg	WP	HBP	BK	SFA	SHA
Jimmy Reyes	4.56	10	4	16	15	2	2	0	0	98.2	100	53	50	24	96	20	0	6	374	.267	3	11	0	4	6
Daniel Britt	4.99	5	2	15	14	0	0	1	0	79.1	94	51	44	25	54	19	2	6	318	.296	7	8	0	4	3
Jared Kernodle	5.40	6	3	18	11	0	0	0	0	68.1	78	46	41	19	52	17	0	6	266	.293	9	9	0	7	7
Ken Ferrer	5.52	9	6	20	11	1	0	0	0	73.1	83	54	45	33	55	8	3	8	296	.280	2	15	0	0	3
Kyle Webb	3.41	0	3	27	1	0	0	0	4	37.0	33	19	14	15	28	5	0	2	140	.236	5	5	1	0	1
Jim Stokes	4.45	2	0	21	1	0	0	0	0	30.1	32	21	15	19	22	7	1	1	116	.276	5	2	0	3	1
Thomas Girdwood	5.33	3	2	27	0	0	0	1	8	27.0	22	18	16	11	25	2	0	5	104	.212	4	3	1	0	1
J.D. Reichenbach	5.74	0	1	16	4	0	0	0	0	31.4	44	25	20	18	22	5	0	4	131	.336	2	2	1	1	3
Greg Amorosso	6.52	0	0	13	0	0	0	0	0	9.2	13	7	7	3	3	1	1	2	40	.325	1	1	0	0	0
Mitch Conner	6.75	0	1	12	0	0	0	0	0	10.2	13	8	8	8	9	2	0	1	41	.317	3	2	1	3	1
Bobby Kennedy	8.14	1	0	13	2	0	0	0	0	21.0	30	22	19	13	20	8	0	4	91	.330	5	2	0	1	0
John Brebbia	8.16	1	0	22	0	0	0	0	0	28.2	38	28	26	16	23	4	0	6	122	.311	5	5	1	0	0
Dylan Clark	9.00	0	2	13	3	0	0	1	0	17.0	23	17	17	14	11	6	0	2	69	.333	8	0	0	0	0
Ryan Gunther	9.00	1	0	5	0	0	0	0	0	6.0	15	14	6	5	6	2	0	3	35	.429	3	0	0	0	0
Ryan Adams	9.31	0	0	8	0	0	0	0	2	9.2	15	10	10	4	3	2	0	3	41	.366	0	3	0	1	0
Jordan Darnell	12.86	0	0	9	0	0	0	1	0	7.0	11	11	10	10	6	1	2	1	32	.344	3	2	0	1	0
Totals	5.59	38	24	62	62	3	3	1	14	555.0	644	404	345	237	435	109	9	60	2216	.291	65	70	5	25	26
Opponents	6.66	24	38	62	62	0	2	2	5	547.0	640	481	405	302	453	121	15	86	2186	.293	55	93	5	25	25



Rod Smolla
President



Dr. Gary Clark
Director of Athletics



Dr. Bill Pierce
Faculty Athletics Rep.



Elaine Baker
Senior Woman Administrator



Hunter Reid
Baseball SID

Quick Facts

Location: Greenville, S.C.
Founded: 1826
Enrollment: 2,630
Nickname: Paladins
Colors: Purple and White
President: Rod Smolla
Director of Athletics: Dr. Gary Clark
Stadium (capacity): Latham Stadium (2,000)
Press Box Phone: (864) 294-3066

Head Coach: Ron Smith
Alma Mater (Year): Furman (1979)
Record at Furman (Years): 416-508 (17)
Overall Record (Years): 416-508 (17)
Baseball Office Phone: (864) 294-2146
Assistant Coaches:
..... Britt Reames (The Citadel, 1996)
..... Jeff Whitfield (Lander, 2003)
..... Adam Vrable (Coastal Carolina, 2007)

2010 Record: 19-37
Conference Record (place): 11-19 (8th)
Home: 14-19
Away: 5-17
Neutral: 0-1
Letterman Returning/Lost: 21/7
Starters Returning/Lost: 8/1
Starting Pitchers Returning/Lost: 1/2

Baseball Contact: Hunter Reid
E-mail: hunter.reid@furman.edu
Office: (864) 294-2061
Cell: (864) 567-1663
Fax: (864) 294-3061
Website: www.furmanpaladins.com

2011 Schedule

Date	Opponent	Time	Date	Opponent	Time
F. 18	OHIO	4 p.m.	A. 6	PRESBYTERIAN	6 p.m.
F. 19	OHIO (DH)	12 p.m.	A. 8	APPALACHIAN STATE*	7 p.m.
F. 20	OHIO	1 p.m.	A. 9	APPALACHIAN STATE*	4 p.m.
F. 22	at Charleston Southern	2 p.m.	A. 10	APPALACHIAN STATE*	1 p.m.
F. 23	at Georgia	5 p.m.	A. 12	WINTHROP	6 p.m.
F. 26	MICHIGAN STATE \$	4 p.m.	A. 13	EAST TENNESSEE STATE	6 p.m.
F. 27	CINCINNATI \$	4 p.m.	A. 15	THE CITADEL*	7 p.m.
M. 1	at South Carolina	7 p.m.	A. 16	THE CITADEL*	4 p.m.
M. 2	GEORGIA \$	6 p.m.	A. 17	THE CITADEL*	1 p.m.
M. 4	at Davidson*	7 p.m.	A. 19	at Gardner-Webb	6 p.m.
M. 5	at Davidson*	2 p.m.	A. 22	at College of Charleston*	6 p.m.
M. 6	at Davidson*	1 p.m.	A. 23	at College of Charleston*	3 p.m.
M. 8	at East Tennessee State	6 p.m.	A. 24	at College of Charleston*	1 p.m.
M. 9	at Presbyterian	2 p.m.	A. 26	at Clemson	6:30 p.m.
M. 11	at Georgia Southern*	7 p.m.	A. 27	GARDNER-WEBB	7 p.m.
M. 12	at Georgia Southern*	2:30 p.m.	A. 30	SAMFORD*	7 p.m.
M. 13	at Georgia Southern*	1:30 p.m.	M. 1	SAMFORD* (DH)	1 p.m.
M. 15	SOUTH CAROLINA \$	7 p.m.	M. 10	CLEMSON \$	7 p.m.
M. 18	at Wofford*	7 p.m.	M. 13	WESTERN CAROLINA*	7 p.m.
M. 19	at Wofford*	3 p.m.	M. 14	WESTERN CAROLINA*	4 p.m.
M. 20	at Wofford*	1 p.m.	M. 15	WESTERN CAROLINA*	1 p.m.
M. 22	at USC Upstate	6 p.m.	M. 18	at Elon*	6:30 p.m.
M. 23	USC UPSTATE	6 p.m.	M. 19	at Elon*	6:30 p.m.
M. 25	UNCG*	7 p.m.	M. 20	at Elon*	1:30 p.m.
M. 26	UNCG*	4 p.m.	M. 25-29	at SoCon Tournament	
M. 27	UNCG*	1 p.m.		(Riley Park; Charleston, S.C.)	
M. 29	at Winthrop	6 p.m.	\$	Fluor Field	
M. 30	CHARLESTON SO.	6 p.m.	*	Southern Conference game	

2011 Paladins Roster

No.	Name	Pos.	B/T	Ht.	Wt.	Cl.	Hometown/High School (Prev. College)
1	Hunter Burton	INF	L/R	5-6	151	Fr.	Williamston, S.C./Palmetto
2	Will Muzika	2B/OF	R/R	5-10	161	So.	Spartanburg, S.C./Dorman
3	Tyler Wood	RHP	R/R	6-2	217	Fr.	St. Louis, Mo./Chaminade Prep
4	Kevin O'Leary	INF	R/R	6-0	172	Fr.	Norcross, Ga./Wesleyan
5	Jay Friedman	RHP	R/R	5-11	192	Sr.	Birmingham, Ala./Mountain Brook
6	Clay Tucker	OF	R/R	6-0	170	So.	Anderson, S.C./T.L. Hanna
7	Rob Fondu	OF	L/R	5-9	183	Sr.	Katonah, N.Y./Fordham Prep
8	Cameron Allmendinger	INF	R/R	5-11	190	Sr.	Daniel Island, S.C./Bishop England
9	Alex Abrams	3B/SS	L/R	6-1	188	Fr.	Charleston, S.C./Bishop England
11	Stephen Gary	LHP	L/L	6-2	183	Jr.	Greenwood, S.C./Emerald
12	Aaron Thompkins	1B/DH	L/L	6-0	162	Sr.	Canton, Ohio/Perry
13	Harrison Farmer	1B	R/R	6-5	250	Fr.	McLean, Va./Bullis Hill
14	Daniel Stallsmith	LHP	L/L	6-1	205	Jr.	Huntersville, N.C./South Lake Christian Acad.
15	Heath Burton	OF	R/R	5-6	150	Fr.	Williamston, S.C./Palmetto
16	Dylan Cole	C/RHP	R/R	6-0	185	So.	Spartanburg, S.C./Dorman
18	Paul Nitto	C/1B/DH	R/R	6-1	198	So.	Greenville, S.C./J.L. Mann
19	Andy Clifford	LHP	L/L	5-9	183	So.	Charlotte, N.C./Charlotte Christian Academy
20	Will Miller	OF	R/R	5-11	180	Jr.	Atlanta, Ga./Westminster
21	Reese Wade	DH	L/L	5-11	200	Jr.	Dallas, Texas/Episcopal
22	Anthony Buonopane	RHP	R/R	5-9	157	Fr.	Rumson, N.J./Choate Rosemary Hall
23	Taylor Johnson	INF	R/R	6-0	205	Jr.	Greer, S.C./Greer (USC Lancaster)
24	J.B. Jenkins	SS/3B	R/R	5-11	185	Sr.	Germantown, Tenn./Evangel Christian School
25	Andrew Cadger	OF	L/L	6-0	183	Jr.	Dunwoody, Ga./Woodward Academy
27	Joey Gallitto	C	R/R	6-0	228	Fr.	Merrick, N.Y./John F. Kennedy
29	Bobby Lyne	RHP	R/R	6-2	180	Jr.	Hawthorne Woods, Ill./Carmel
30	Brian Dudzinski	RHP	R/R	6-6	196	Sr.	Lincroft, N.J./Middletown South
31	Matt Plate	RHP	R/R	6-1	173	So.	Alpharetta, Ga./Mount Pisgah Christian
32	Drake Browne	RHP/C	L/R	6-2	231	So.	Cincinnati, Ohio/Cincinnati Hills Christian Acad.
33	Mike Waller	RHP	R/R	6-6	234	Jr.	Ballwin, Mo./Chaminade Prep
35	Kevin Gottlieb	LHP	L/L	6-0	193	So.	Palm Beach Gardens, Fla./Palm Beach Gardens
36	Nate Smith	LHP	L/L	6-2	176	So.	West Chester, Ohio/Lakota West
37	Emil Brignola	RHP	R/R	5-9	160	So.	Marietta, Ga./Walton
41	Robert Landers	LHP	L/L	6-2	194	Fr.	Greenville, S.C./J.L. Mann
42	John Paterson	RHP	R/R	6-1	195	Sr.	Dallas, Texas/Prestonwood Christian Academy
43	Maxx Lombardi	RHP	L/R	6-3	255	Fr.	Saddle River, N.J./Don Bosco Prep
44	Will Owens	OF	R/R	5-11	167	Jr.	Greer, S.C./Riverside
50	Brant Masters	RHP/1B	R/R	6-2	241	Fr.	Lakeland, Fla./Lakeland



2010 Results (19-37, 11-19, 8th)

Date	Opponent	Result	Date	Opponent	Result
F. 19	MICHIGAN STATE	L, 8-6	A. 10	COLL. OF CHARLESTON*	W, 8-5
F. 20	MIAMI (OH)	L, 23-5	A. 11	COLL. OF CHARLESTON*	L, 19-5
F. 21	at Clemson	L, 8-5	A. 14	PRESBYTERIAN	L, 9-4
F. 23	at Charleston Southern	L, 7-5	A. 16	at The Citadel*	L, 4-2
F. 27	WESTERN ILLINOIS	W, 6-3	A. 17	at The Citadel*	L, 10-5
F. 27	WESTERN ILLINOIS	L, 7-2	A. 18	at The Citadel*	L, 6-5
F. 28	WESTERN ILLINOIS	L, 19-9	A. 21	UNC ASHEVILLE	W, 6-5
M. 4	DAYTON	W, 12-3	A. 22	PRESBYTERIAN	W, 16-10
M. 5	OHIO	W, 11-0	A. 28	UNC ASHEVILLE	L, 14-2
M. 6	OHIO	W, 13-8	M. 1	GEORGIA SOUTHERN*	L, 5-2
M. 7	OHIO	W, 10-7	M. 1	GEORGIA SOUTHERN*	L, 11-2
M. 9	at Gardner-Webb	L, 12-6	M. 2	GEORGIA SOUTHERN*	L, 14-8
M. 13	ELON*	L, 5-3	M. 7	at Western Carolina*	L, 7-6
M. 13	ELON*	L, 9-6	M. 9	at Western Carolina*	L, 8-7
M. 14	ELON*	W, 5-4	M. 10	at Western Carolina*	L, 18-4
M. 16	SOUTH CAROLINA	L, 15-0	M. 11	CLEMSON	L, 12-1
M. 19	DAVIDSON*	L, 12-9	M. 14	WOFFORD*	W, 14-6
M. 20	DAVIDSON*	W, 6-5	M. 15	WOFFORD*	W, 12-1
M. 21	DAVIDSON*	L, 15-7	M. 16	WOFFORD*	W, 11-10
M. 23	at Presbyterian	L, 5-4	M. 18	at South Carolina	L, 11-6
M. 24	at Georgia	W, 10-9	M. 19	GARDNER-WEBB	L, 15-4
M. 26	at Samford*	L, 3-2	M. 20	at UNCG*	W, 4-3
M. 27	at Samford*	L, 13-4	M. 21	at UNCG*	W, 11-6
M. 28	at Samford*	L, 4-1	M. 22	at UNCG*	W, 11-6 (8)
M. 31	UNC ASHEVILLE	L, 3-0	M. 26	at The Citadel #	L, 9-5
A. 2	at Appalachian State*	L, 10-7	M. 27	vs. Samford #	L, 13-10
A. 3	at Appalachian State*	L, 5-4 (10)	* - Southern Conference game		
A. 4	at Appalachian State*	W, 6-3	# - Southern Conference Tournament		
A. 7	CHARLESTON SO.	L, 9-8	(Riley Park; Charleston, S.C.)		
A. 9	COLL. OF CHARLESTON*	W, 11-3			



Head Coach Ron Smith

Alma Mater (Year):..... Furman (1979)

Coaching:

.....Head coach, Furman, 1995-present

Record at FUR (Years):..... 416-508 (17)

Overall record (Years): 416-508 (17)



Latham Stadium

2010 Statistics

Batting	AVG	GP	GS	AB	R	H	2B	3B	HR	RBI	TB	SLG%	BB	HBP	SO	GDP	OB%	SF	SH	SB	ATT	PO	A	E	FLD%
Will Owens	.351	55	54	205	48	72	9	3	8	38	111	.541	38	4	14	5	.462	0	3	11	14	92	7	3	.971
Aaron Thompkins	.342	53	51	196	38	67	9	1	3	30	87	.444	19	2	15	5	.398	4	5	9	13	442	40	4	.992
Will Muzika	.329	55	55	225	43	74	6	2	14	55	126	.560	22	3	36	4	.394	1	0	8	11	107	110	10	.956
Will Miller	.313	56	56	211	37	66	12	5	5	34	103	.488	16	5	29	5	.364	7	2	16	19	136	5	0	1.000
Reese Wade	.285	47	40	151	28	43	9	2	4	21	68	.450	16	2	18	6	.355	3	0	0	0	7	0	0	1.000
Dylan Cole	.258	49	44	159	26	41	11	0	8	31	76	.478	10	1	43	5	.301	3	3	2	3	229	30	6	.977
J.B. Jenkins	.244	56	55	197	27	48	12	2	7	29	85	.431	11	3	38	2	.287	5	2	10	11	103	165	22	.924
Brian Harrison	.367	36	29	109	23	40	10	0	10	22	80	.734	14	6	11	5	.462	1	0	5	6	27	49	7	.916
Paul Nitto	.300	41	28	110	24	33	4	1	9	22	66	.600	6	10	27	1	.383	2	0	1	2	64	31	6	.941
Jake Kline	.286	11	4	14	5	4	1	1	0	3	7	.500	2	0	2	0	.375	0	3	2	3	10	0	1	.909
Cameron Allmending	.267	32	14	60	9	16	0	0	0	3	16	.267	6	2	10	0	.353	0	0	1	2	22	43	8	.890
Rob Fondu	.235	40	34	102	20	24	5	0	2	11	35	.343	14	2	30	0	.336	1	3	3	3	92	1	3	.969
Drake Browne	.231	12	2	13	3	3	0	0	1	1	6	.462	2	2	5	0	.412	0	0	0	0	4	0	0	1.000
Matt Bona	.200	38	16	65	12	13	4	0	0	5	17	.262	7	2	13	1	.293	1	1	3	4	31	15	2	.958
Christian Datoc	.200	7	3	15	1	3	0	0	0	2	3	.200	0	0	0	0	.200	0	1	0	1	7	9	4	.800
Blaine Rosenberg	.196	25	7	46	4	9	2	0	0	0	11	.239	1	2	14	0	.245	0	0	0	1	49	4	4	.930
Andrew Cadger	.188	13	4	16	3	3	1	0	0	1	4	.250	2	0	7	1	.278	0	0	1	3	8	1	0	1.000
Chris Cowart	.143	5	2	7	1	1	0	0	0	0	1	.143	1	0	4	0	.250	0	0	0	0	0	0	0	.000
John Paterson	.130	16	6	23	2	3	0	0	0	1	3	.130	5	1	6	0	.310	0	0	1	1	12	1	0	1.000
Ian Parry	.000	1	0	1	0	0	0	0	0	0	0	.000	0	0	1	0	.000	0	0	0	0	7	16	3	.885
Stephen Gary	.000	1	0	0	0	0	0	0	0	0	0	.000	0	0	0	0	.000	0	0	0	0	0	2	1	.667
Totals	.292	56	56	1925	354	563	95	17	71	309	905	.470	192	47	323	40	.366	28	23	73	97	1466	595	93	.957
Opponents	.322	56	56	2041	483	658	117	10	73	438	1014	.497	233	80	304	40	.408	25	30	90	120	1472	587	74	.965
Pitching	ERA	W	L	APP	GS	CG	SHO	CBO	SV	IP	H	R	ER	BB	SO	2B	3B	HR	AB	B/Avg	WP	HBP	BK	SFA	SHA
Ian Parry	4.51	5	7	15	15	3	0	0	0	101.2	105	59	51	20	89	15	1	16	394	.266	3	8	1	7	6
Daniel Stallsmith	5.08	5	3	23	10	0	0	0	1	72.2	85	45	41	37	29	14	2	10	293	.290	11	10	0	3	4
Dylan Cole	4.50	0	0	4	0	0	0	0	0	4.0	5	4	2	1	5	3	0	0	18	.278	0	0	0	0	0
Jay Friedman	6.49	1	2	31	0	0	0	0	0	34.2	53	27	25	16	17	12	1	2	150	.353	7	4	0	1	2
Kevin Gottlieb	6.53	1	3	24	0	0	0	0	1	20.2	30	18	15	7	14	3	1	6	86	.349	1	6	0	2	1
Kevin Gaid	7.17	1	5	17	10	0	0	0	0	54.0	78	62	43	19	31	15	0	5	238	.328	3	12	0	3	3
Bobby Lyne	7.43	3	2	22	4	0	0	0	0	46.0	66	47	38	24	27	15	0	7	197	.335	5	5	1	1	3
Marc DeDecker	7.45	0	1	11	0	0	0	0	0	9.2	13	10	8	6	8	2	0	1	37	.351	2	1	0	0	4
Brian Harrison	9.00	0	0	1	0	0	0	0	0	1.0	2	1	1	1	1	0	0	0	5	.400	0	0	0	0	0
Barry Benton	9.40	0	5	17	6	0	0	0	0	37.1	56	53	39	27	18	13	1	5	160	.350	8	8	1	4	0
Stephen Gary	9.77	0	1	21	0	0	0	0	1	15.2	28	22	17	17	12	4	1	1	69	.406	5	3	0	2	2
Nate Smith	10.27	2	1	17	3	0	0	0	0	30.2	40	35	35	17	16	2	2	7	122	.328	6	4	0	0	3
Brian Dudzinski	10.32	0	4	6	6	0	0	0	0	22.2	30	31	26	10	18	8	0	4	97	.309	4	11	1	1	0
Matt Plate	10.42	1	0	16	1	0	0	0	1	19.0	25	25	22	17	6	6	1	2	77	.325	6	4	0	0	1
Emil Brignola	12.27	0	1	3	1	0	0	0	0	3.2	4	5	3	1	1	0	0	0	12	.333	1	2	0	1	0
Nick Karow	17.74	0	2	13	0	0	0	0	3	11.2	27	26	23	5	9	3	0	5	65	.415	0	2	0	0	0
Christian Hicks	21.60	0	0	2	0	0	0	0	0	1.2	3	4	3	1	0	0	0	0	7	.429	0	0	0	0	1
Mike Waller	31.50	0	0	3	0	0	0	0	0	2.0	8	9	7	3	2	1	0	2	14	.571	0	0	1	0	0
Totals	7.40	19	37	56	56	3	0	0	8	488.2	658	483	402	233	304	117	10	73	2041	.322	62	80	5	25	30
Opponents	5.41	37	19	56	56	1	2	2	11	490.2	563	354	295	192	323	95	17	71	1925	.292	60	47	8	28	23



Dr. Brooks A. Keel
President



Sam Baker
Director of Athletics



Dr. Chris Geyerman
Faculty Athletics Rep.



Cathy Beene
Senior Woman Administrator



Barrett Gilham
Baseball SID

Quick Facts

Location: Statesboro, Ga.
Founded: 1906
Enrollment: 19,691
Nickname: Eagles
Colors: Blue and White
President: Dr. Brooks A. Keel
Director of Athletics: Sam Baker
Stadium (capacity): J.J. Clements Stadium (3,000)
Press Box Phone: (912) 478-2508

Head Coach: Rodney Hennon
Alma Mater (Year): Western Carolina (1993)
Record at Georgia Southern (Years): 404-257 (12)
Overall Record (Years): 485-295-1 (14)
Baseball Office Phone: (912) 478-1350
Assistant Coaches:
..... Mike Tidick (Western Carolina, 1994)
..... B.J. Green (Alabama, 2002)
..... Matt Rademacher (Coastal Carolina, 2007)

2010 Record: 34-24
Conference Record (place): 19-11 (3rd-tie)
Home: 21-13
Away: 13-9
Neutral: 0-2
Letterman Returning/Lost: 15/13
Starters Returning/Lost: 5/4
Pitchers Returning/Lost: 7/5

Baseball Contact: Barrett Gilham
E-mail: bgilham@georgiasouthern.edu
Office: (912) 478-5448
Cell: (912) 678-5051
Fax: (912) 478-0046
Website: www.georgiasouthern eagles.com

2011 Schedule

Date	Opponent	Time	Date	Opponent	Time
F. 18	GEORGE WASHINGTON	6:00	A. 6	MERCER	6:00
F. 19	GEORGE WASHINGTON	2:30	A. 8	at Marshall	TBA
F. 20	GEORGE WASHINGTON	1:30	A. 9	at Marshall	TBA
F. 22	GEORGIA TECH	6:00	A. 10	at Marshall	TBA
F. 23	GEORGIA TECH	4:00	A. 12	JACKSONVILLE	6:00
F. 25	N.C. CENTRAL	6:00	A. 13	NORTH FLORIDA	6:00
F. 26	N.C. CENTRAL	1:30	A. 15	at Western Carolina*	6:00
F. 27	N.C. CENTRAL	1:30	A. 16	at Western Carolina*	3:00
M. 2	at North Florida	6:30	A. 17	at Western Carolina*	2:00
M. 4	ST. JOHN'S	6:00	A. 22	ELON*	7:00
M. 5	ST. JOHN'S	2:30	A. 23	ELON*	2:30
M. 6	ST. JOHN'S	1:30	A. 24	ELON*	1:30
M. 8	at Florida	7:00	A. 27	at Kennesaw State	6:00
M. 11	FURMAN*	7:00	A. 29	at UNCG*	6:00
M. 12	FURMAN*	2:30	A. 30	at UNCG*	1:00
M. 13	FURMAN*	1:30	M. 1	at UNCG*	1:00
M. 15	at Georgia Tech	6:00	M. 4	CHARLESTON SO.	6:00
M. 16	at Georgia Tech	4:00	M. 6	WOFFORD*	7:00
M. 18	at Samford*	7:00	M. 7	WOFFORD*	2:30
M. 19	at Samford*	3:00	M. 8	WOFFORD*	1:30
M. 20	at Samford*	2:00	M. 13	DAVIDSON* (DH)	3:00
M. 22	KENNESAW STATE	6:00	M. 16	DAVIDSON*	4:00
M. 25	at College of Charleston*	6:00	M. 17	at Charleston Southern	2:00
M. 26	at College of Charleston*	3:00	M. 19	at Appalachian State*	6:00
M. 27	at College of Charleston*	1:00	M. 20	at Appalachian State*	6:00
M. 29	at Jacksonville	6:30	M. 21	at Appalachian State*	1:00
A. 1	THE CITADEL*	7:00	M. 25-29	at SoCon Tournament	
A. 2	THE CITADEL*	2:30		(Riley Park; Charleston, S.C.)	
A. 3	THE CITADEL*	1:30		* - Southern Conference game	

2011 Eagles Roster

No.	Name	Pos.	B/T	Ht.	Wt.	Cl.	Hometown/High School (Prev. College)
2	Steve Cochrane	UTL	S/R	6-0	200	Sr.	Mooreville, N.C./Spartanburg Methodist
3	Will Middour	RHP	R/R	5-10	195	Fr.	Atlanta, Ga./Lakeside
4	Arthur Owens	OF	R/R	5-9	180	So.	Fayetteville, Ga./Sandy Creek
5	Shawn Payne	OF	R/R	6-0	195	Sr.	Stone Mountain, Ga./Middle Georgia
6	Taylor Jones	OF	L/R	6-1	190	Fr.	Macon, Ga./First Presbyterian Day School
7	Drew Johnson	LHP	L/L	6-0	175	So.	Peachtree City, Ga./Georgia Perimeter
8	Justin Hess	RHP	R/R	6-2	210	So.	Panama City, Fla./Mosley
11	Colin Snow	RHP	R/R	6-2	225	Jr.	Alpharetta, Ga./Wesleyan
12	Eric Phillips	INF	R/R	6-2	195	Jr.	Carrollton, Ga./Carrollton
13	Brent Pugh	UTL	R/R	6-0	180	R-Fr.	Atlanta, Ga./Wesleyan
14	Colton Kinnamon	RHP	R/R	6-0	180	Fr.	Dalton, Ga./Dalton
16	Joe Lower	LHP	L/L	5-10	190	Jr.	West Palm Beach, Fla./Indian River State
18	Ben Morgan	INF	R/R	5-9	165	Jr.	Evans, Ga./Greenbrier
22	Andy Moye	RHP	R/R	6-5	210	Sr.	Alpharetta, Ga./Alpharetta
23	Vince Smith	OF	R/R	6-2	210	Jr.	Kingsland, Ga./Camden County
24	Al "Scooter" Williams	OF	L/R	5-6	200	So.	Detroit, Mich./Detroit CMA
25	Chris Beck	RHP	R/R	6-3	220	So.	Jefferson, Ga./Jefferson
26	Chris Myers	RHP	R/R	6-4	205	So.	Gainesville, Fla./Oak Hall
27	Garren Palmer	UTL	R/R	6-2	210	R-Fr.	Dalton, Ga./Dalton
28	Victor Roache	OF	R/R	6-1	225	So.	Ypsilanti, Mich./Lincoln
32	Stryker Brown	INF	R/L	5-11	170	Fr.	Dalton, Ga./Dalton
33	Matt Murray	RHP	R/R	6-3	225	Jr.	Spring City, Pa./Owen Roberts
34	Josh Adams	RHP	R/R	6-2	194	Jr.	Bath, S.C./Spartanburg Methodist
35	Jesse Piccolo	C	L/R	6-1	210	Jr.	Flagler Beach, Fla./St. John's River
36	Michael Burruss	UTL	L/R	6-1	185	So.	Marietta, Ga./Sprayberry
38	Tom Richardson	C	L/R	6-0	210	Jr.	Lilburn, Ga./Chattahoochee Valley
39	Ryan McCafferty	RHP	R/R	6-3	205	Jr.	West Chester, Pa./East
41	Jarrett Leverett	LHP	L/L	6-3	190	Jr.	Eatonton, Ga./Middle Georgia
42	D.J. Henderson	OF	R/R	6-1	175	Jr.	Detroit, Mich./Olney Central
43	Taylor Burke	LHP	L/L	6-0	180	Fr.	Statesboro, Ga./Bulloch Academy
44	Zac Lenns	OF	R/R	6-0	190	Fr.	Hilton Head Island, S.C./Hilton Head Christian Acad.
45	Lucas Hart	RHP	R/R	6-3	170	Fr.	Atlanta, Ga./North Cobb

2010 Results (34-24, 19-11, 3rd-tie)

Date	Opponent	Result	Date	Opponent	Result
F. 19	TENNESSEE TECH	L, 5-2	A. 11	at Elon*	W, 4-0
F. 20	TENNESSEE TECH	W, 16-9	A. 13	JACKSONVILLE	W, 6-5
F. 21	TENNESSEE TECH	L, 12-9	A. 16	SAMFORD*	W, 5-2
F. 23	GEORGIA TECH	L, 10-0	A. 17	SAMFORD*	W, 14-9
F. 24	GEORGIA TECH	L, 8-5	A. 18	SAMFORD*	W, 12-9
F. 27	HOLY CROSS	W, 19-7	A. 20	at Georgia Tech	L, 6-2
F. 28	HOLY CROSS	W, 13-10	A. 21	at Georgia Tech	L, 18-4
M. 1	HOLY CROSS	L, 3-2	A. 23	WESTERN CAROLINA*	W, 11-4
M. 2	at North Florida	L, 14-3	A. 24	WESTERN CAROLINA*	L, 11-3
M. 5	MARSHALL	W, 9-1	A. 25	WESTERN CAROLINA*	L, 14-11
M. 6	MARSHALL	W, 4-3	A. 27	KENNESAW STATE	W, 16-2
M. 7	MARSHALL	L, 8-0	M. 1	at Furman*	W, 5-2
M. 10	at Charleston Southern	W, 8-6	M. 1	at Furman*	W, 11-2
M. 13	APPALACHIAN STATE*	W, 5-2	M. 2	at Furman*	W, 14-8
M. 13	APPALACHIAN STATE*	W, 8-3	M. 9	ALCORN STATE	W, 10-7
M. 14	APPALACHIAN STATE*	L, 16-12	M. 9	ALCORN STATE	W, 11-8
M. 16	at Kennesaw State	W, 8-7	M. 10	ALCORN STATE	W, 5-3
M. 17	at Clemson	L, 22-6	M. 11	CHARLESTON SO.	W, 12-7
M. 19	at Wofford*	W, 10-8	M. 13	at Davidson*	W, 15-13
M. 20	at Wofford*	L, 12-6	M. 14	at Davidson*	W, 14-1
M. 20	at Wofford*	W, 11-2	M. 15	at Davidson*	W, 9-7
M. 23	SOUTH CAROLINA	L, 8-5 (13)	M. 18	at Jacksonville	W, 19-4
M. 26	UNCG*	W, 6-4	M. 20	THE CITADEL*	L, 9-4
M. 27	UNCG*	W, 8-3	M. 21	THE CITADEL*	L, 7-2
M. 28	UNCG*	W, 12-0	M. 22	THE CITADEL*	L, 5-2
M. 30	NORTH FLORIDA	W, 3-2	M. 26	vs. Western Carolina #	L, 11-4
A. 2	at College of Charleston*	L, 5-4	M. 27	vs. Appalachian State #	L, 6-2
A. 3	at College of Charleston*	L, 8-7	* - Southern Conference game		
A. 4	at College of Charleston*	L, 11-8	# - Southern Conference Tournament		
A. 9	at Elon*	L, 10-3	(Riley Park; Charleston, S.C.)		
A. 10	at Elon*	W, 5-4			



Head Coach Rodney Hennon

Alma Mater (Year): Western Carolina (1993)

Coaching:

Head Coach, Western Carolina, 1997-99

Head Coach, Georgia Southern, 1999-pres.

Record at GSU (Years): 404-257 (12)

Overall record (Years): 485-295-1 (14)



J.I. Clements Stadium

2010 Statistics

Batting	AVG	GP	GS	AB	R	H	2B	3B	HR	RBI	TB	SLG%	BB	HBP	SO	GDP	OB%	SF	SH	SB	ATT	PO	A	E	FLD%
Kyle Blackburn	.353	58	58	224	60	79	18	0	17	76	148	.661	45	9	45	7	.472	4	0	0	0	406	28	3	.993
Shawn Payne	.345	57	53	206	68	71	15	1	5	33	103	.500	35	9	48	1	.458	1	5	43	45	131	5	3	.978
Eric Phillips	.342	58	58	243	44	83	15	0	7	56	119	.490	16	7	13	6	.394	3	5	15	17	117	163	23	.924
A.J. Wirmsberger	.328	56	56	235	47	77	18	2	10	48	129	.549	20	10	27	7	.402	1	0	5	7	32	96	10	.928
Kevin Bowles	.328	58	58	229	49	75	9	1	0	38	86	.376	30	9	9	5	.418	5	3	4	6	105	149	7	.973
Michael Burruss	.326	55	44	181	32	59	13	1	1	26	77	.425	14	4	30	3	.383	2	2	8	11	166	15	2	.989
Arthur Owens	.313	58	57	211	42	66	9	1	0	30	77	.365	28	10	29	2	.408	6	8	5	7	98	5	4	.963
Randy J. Williams	.274	44	36	124	25	34	10	0	3	25	53	.427	17	4	23	3	.377	1	1	4	5	261	33	2	.993
Victor Roache	.252	47	43	151	38	38	6	1	8	38	70	.464	31	9	42	5	.408	0	0	7	9	84	1	4	.955
Steve Cochrane	.243	36	25	103	16	25	6	1	1	20	36	.350	15	0	24	2	.328	4	1	1	1	29	0	2	.935
Roman Grimaldi	.230	39	26	87	15	20	1	0	2	10	27	.310	18	2	23	0	.374	0	3	10	12	71	6	5	.939
Jake Ware	.211	20	2	19	5	4	0	0	0	0	4	.211	6	1	4	0	.423	0	1	0	0	4	6	0	1.000
Vince Smith	.182	15	2	22	0	4	0	0	0	0	4	.182	1	2	9	1	.280	0	0	1	1	9	0	0	1.000
Bryce Dial	.167	9	2	12	0	2	1	0	0	0	3	.250	1	1	4	0	.286	0	0	0	0	0	0	0	.000
Al Williams	.067	21	2	15	3	1	0	0	0	1	1	.067	1	0	4	0	.118	1	0	1	2	12	0	2	.857
Tony Chisman	.000	1	0	0	0	0	0	0	0	0	0	.000	0	0	0	0	.000	0	0	0	0	0	0	0	.000
Totals	.309	58	58	2062	444	638	121	8	54	401	937	.454	278	77	334	42	.406	28	29	104	123	1551	593	73	.967
Opponents	.306	58	58	2102	403	644	119	13	78	366	1023	.487	209	34	427	44	.375	19	23	102	128	1518	658	83	.963
Pitching	ERA	W	L	APP	GS	CG	SHO	CBO	SV	IP	H	R	ER	BB	SO	2B	3B	HR	AB	B/Avg	WP	HBP	BK	SFA	SHA
Jake Brown	4.32	7	6	17	14	3	0	0	0	102.0	109	59	49	19	79	22	3	10	403	.270	1	6	8	4	5
Andy Moye	5.61	8	4	18	10	0	0	2	1	77.0	97	53	48	32	73	14	2	18	297	.327	6	1	0	2	4
Matt Murray	6.00	6	3	15	15	0	0	0	0	75.0	93	59	50	24	70	20	1	11	306	.304	3	5	0	4	0
Chris Myers	2.95	1	0	9	1	0	0	0	0	18.1	16	6	6	3	10	5	0	0	63	.254	1	3	0	3	0
Dexter Bobo	3.94	1	2	28	1	0	0	1	10	45.2	48	26	20	19	36	12	0	6	175	.274	4	2	1	2	3
Justin Hess	4.06	1	1	13	7	0	0	1	0	37.2	41	21	17	22	27	6	1	3	151	.272	5	1	0	2	0
Trent Franzago	6.55	2	1	13	4	0	0	0	0	33.0	47	29	24	12	26	10	0	5	141	.333	6	2	1	1	2
Ryan McCafferty	6.75	0	0	3	0	0	0	0	0	4.0	7	3	3	2	3	0	1	0	18	.389	1	0	0	0	0
Colin Snow	6.86	3	2	25	2	0	0	1	3	40.2	49	38	31	18	36	12	0	9	168	.292	7	5	0	1	5
Michael Hester	7.36	2	0	14	0	0	0	0	0	22.0	30	24	18	17	24	3	2	4	99	.303	2	3	1	0	0
Chris Beck	8.31	2	4	12	4	0	0	0	0	30.1	41	35	28	18	23	4	2	7	129	.318	5	1	0	0	3
Charles Matthews	9.64	1	1	22	0	0	0	1	1	23.1	49	28	25	5	16	4	0	3	112	.438	1	3	0	0	1
Tom Garner	15.75	0	0	6	0	0	0	0	0	4.0	7	7	7	5	3	3	0	0	19	.368	3	1	0	0	0
Ryan Sadler	27.00	0	0	4	0	0	0	0	0	3.2	8	11	11	11	1	4	1	0	18	.444	3	1	1	0	0
Tony Chisman	99.00	0	0	1	0	0	0	0	0	0.1	2	4	4	2	0	0	0	2	3	.667	1	0	0	0	0
Totals	5.94	34	24	58	58	3	2	2	15	517.0	644	403	341	209	427	119	13	78	2102	.306	49	34	12	19	23
Opponents	6.60	24	34	58	58	2	2	2	8	506.0	638	444	371	278	334	121	8	54	2062	.309	49	77	10	28	29



Dr. Linda P. Brady
Chancellor



Kim Record
Director of Athletics



Dr. Terry Ackerman
Faculty Athletics Rep.



Christy Avent
Senior Woman Administrator



David Percival
Baseball SID

Quick Facts

Location: Greensboro, N.C.
Founded: 1891
Enrollment: 18,502
Nickname: Spartans
Colors: Gold, White and Navy
Chancellor: Dr. Linda P. Brady
Director of Athletics: Kim Record
Stadium (capacity): UNCG Baseball Stadium (3,500)
Press Box Phone: (336) 334-5625

Head Coach: Mike Gaski
Alma Mater (Year): Detroit (1973)
Record at UNCG (Years): 598-493-1 (20)
Overall Record (Years): 598-493-1 (20)
Baseball Office Phone: (336) 334-3247
Assistant Coaches:
Jamie Athas (Arizona State, 2006)
Jarrett Santos (UNCG, 2004)
Russ Steinhorn (Southeastern, 2008)

2010 Record: 20-33
Conference Record (place): 7-23 (10th)
Home: 15-19
Away: 4-14
Neutral: 1-0
Letterman Returning/Lost: 16/10
Position Players Returning/Lost: 10/7
Pitchers Returning/Lost: 6/3

Baseball Contact: David Percival
E-mail: drperciv@uncg.edu
Office: (336) 334-5615
Cell: (336) 207-2383
Fax: (336) 334-3182
Website: www.uncgspartans.com

2011 Schedule

Date	Opponent	Time	Date	Opponent	Time
F. 18	DELAWARE	4:00	A. 8	at Davidson*	7:00
F. 19	DELAWARE	1:00	A. 9	at Davidson*	2:00
F. 20	DELAWARE	1:00	A. 10	at Davidson*	1:00
F. 22	UNC ASHEVILLE	4:00	A. 12	WAKE FOREST	6:00
F. 25	CLEVELAND STATE	4:00	A. 15	JAMES MADISON	6:00
F. 26	CLEVELAND STATE	1:00	A. 16	JAMES MADISON	1:00
F. 27	CLEVELAND STATE	1:00	A. 17	JAMES MADISON	1:00
M. 1	at Wake Forest	4:00	A. 19	at Duke	6:00
M. 4	ALBANY	4:00	A. 21	at Samford*	7:00
M. 5	ALBANY	1:00	A. 22	at Samford*	7:00
M. 6	ALBANY	1:00	A. 23	at Samford*	3:00
M. 8	ST. JOHN'S	4:00	A. 27	HIGH POINT	6:00
M. 11	WESTERN CAROLINA*	6:00	A. 29	GEORGIA SOUTHERN*	6:00
M. 12	WESTERN CAROLINA*	1:00	A. 30	GEORGIA SOUTHERN*	1:00
M. 13	WESTERN CAROLINA*	1:00	M. 1	GEORGIA SOUTHERN*	1:00
M. 16	PRINCETON	6:00	M. 6	at College of Charleston*	6:00
M. 18	APPALACHIAN STATE*	6:00	M. 7	at College of Charleston*	3:00
M. 19	APPALACHIAN STATE*	6:00	M. 8	at College of Charleston*	1:00
M. 20	APPALACHIAN STATE*	6:00	M. 10	at High Point	6:00
M. 23	NORTH CAROLINA A&T	6:00	M. 13	THE CITADEL*	6:00
M. 25	at Furman*	7:00	M. 14	THE CITADEL*	1:00
M. 26	at Furman*	4:00	M. 15	THE CITADEL*	1:00
M. 27	at Furman*	1:00	M. 20	at Wofford*	7:00
M. 29	NORTH CAROLINA STATE	6:00	M. 21	at Wofford* (DH)	2:00
M. 30	NORTH CAROLINA A&T %	6:00	M. 25-29	at SoCon Tournament	
A. 1	ELON*	6:00		(Riley Park; Charleston, S.C.)	
A. 2	ELON*	1:00		* - Southern Conference game	
A. 3	ELON*	1:00		% - at NewBridge Bank Park	
A. 6	DUKE	6:00			

2011 Spartans Roster

No.	Name	Pos.	B/T	Ht.	Wt.	Cl.	Hometown/High School (Prev. College)
2	Eric Brindle	INF	R/R	6-0	170	So.	Pickerington, Ohio/Pickerington North
5	Pete Schultz	RHP	R/R	5-10	160	Fr.	Kernersville, N.C./East Forsyth
6	John Hein	INF	L/R	5-8	165	Jr.	Torrance, Calif./El Camino College
7	Drew Gehringer	OF	R/R	5-11	170	Sr.	Matthews, N.C./Butler
8	Bobby Martin	OF	R/R	6-1	175	Jr.	Redondo Beach, Calif./El Camino CC
9	Jarett Miller	RHP	R/R	6-1	195	Jr.	Easley, S.C./USC Lancaster
10	Lloyd Enzor	INF	R/R	6-3	215	Jr.	Whiteville, N.C./Southeastern CC
12	Ray Quinones	INF	R/R	5-11	190	Sr.	New York, N.Y./George Washington
13	Matt Anderson	RHP	R/R	5-11	210	Jr.	Scottsdale, Ariz./Paradise Valley CC
14	Kris Richards	INF	R/R	6-0	185	Jr.	Garner, N.C./West Johnston
15	Chris Barker	OF	L/L	5-10	180	Sr.	Racine, Wis./MATC
16	Tyler Hollstegge	RHP	L/R	6-2	175	So.	Hamilton, Ohio/St. Xavier
17	Dylan Hathcock	LHP	L/L	6-3	190	Fr.	Tampa, Fla./Gaither
18	Wes McBride	RHP	R/R	6-3	215	Jr.	Lewisville, N.C./West Forsyth
19	Greg Smith	RHP	R/R	6-0	175	Sr.	Manorville, N.Y./S. Manor
20	Zach Leach	C/OF	R/R	6-2	185	So.	Herndon, Va./Herndon
21	Cody Walker	OF	R/R	6-1	212	Sr.	Greensboro, N.C./Pitt CC
22	Brandon Browne	LHP	L/L	6-1	180	Fr.	Hope Mills, N.C./Gray's Creek
23	Matt Crump	C	R/R	6-0	195	Jr.	Matthews, N.C./Polk CC
24	Colby Hyatt	RHP	R/R	6-0	185	Sr.	Hunington Beach, Calif./Cypress CC
25	Thomas Troelstrup	INF	R/R	6-0	190	Jr.	Tallahassee, Fla./Tallahassee CC
26	Zach Furl	RHP	R/R	6-0	204	Jr.	Sanford, N.C./Lee County
27	Warren Slack	RHP	R/R	6-0	175	Sr.	High Point, N.C./Southwest Guilford
29	Joe Hager	OF	L/R	6-1	170	Fr.	Charlotte, N.C./Myers Park
30	Cambric Moye	C	R/R	6-1	185	Fr.	Goldsboro, N.C./E. Wayne
31	Ray Crawford	INF	R/R	5-10	180	Fr.	Greensboro, N.C./Dudley
32	Jonathan Jones	LHP	L/L	6-4	220	Jr.	Destin, Fla./Marion Military
33	Trevor Edwards	1B/C	L/R	6-2	210	So.	Toronto, Ontario/Taddle Creek
35	Cole Harrison	OF	R/R	6-3	215	R-Fr.	Key West, Fla./Univ. of Florida
36	Dylan Newton	RHP	R/R	6-2	180	Fr.	Oxford, N.C./Oxford Webb
37	Trey Talley	C	L/R	6-2	195	Fr.	Oxford, N.C./Oxford Webb
38	Andrew Spleth	INF/RHP	R/R	6-3	220	Jr.	Indianapolis, Ind./Pasco Hernando CC
44	Adam Boghosian	RHP	L/R	6-1	185	Fr.	Cary, N.C./Green Hope
	Caleb Henley	LHP	L/L	6-7	255	Fr.	Salisbury, N.C./East Rowan

2010 Results (20-33, 7-23, 10th)

Date	Opponent	Result	Date	Opponent	Result
F. 19	CLEVELAND STATE	W, 8-4	A. 7	DAVIDSON*	W, 7-1
F. 20	CLEVELAND STATE	W, 7-6	A. 9	at Samford*	L, 9-5
F. 21	CLEVELAND STATE	W, 10-9	A. 10	at Samford*	L, 7-6
F. 23	at North Carolina	L, 12-2	A. 11	at Samford*	L, 8-4
F. 26	ALBANY	W, 8-4	A. 14	at Duke	L, 1-0
F. 27	ALBANY	W, 11-5	A. 16	at Appalachian State*	L, 12-1
F. 28	ALBANY	W, 13-1	A. 17	at Appalachian State*	L, 6-5
M. 5	ARMY	L, 6-3	A. 18	at Appalachian State*	W, 9-3
M. 6	ARMY	L, 9-6	A. 21	at Wake Forest	W, 13-7
M. 7	ARMY	W, 10-5	A. 23	WOFFORD*	W, 7-5
M. 9	EASTERN KENTUCKY	L, 9-6	A. 24	WOFFORD*	L, 17-9
M. 13	PRINCETON	W, 3-2	A. 25	WOFFORD*	L, 10-3
M. 14	PRINCETON	W, 4-3	A. 28	DAVIDSON*	W, 12-5
M. 15	PRINCETON	L, 8-7 (12)	A. 30	at Western Carolina*	L, 11-10
M. 17	HARVARD	W, 4-3 (10)	M. 1	at Western Carolina*	W, 5-3
M. 18	HARVARD	W, 12-7	M. 2	at Western Carolina*	W, 14-2
M. 19	COLL. OF CHARLESTON*	L, 14-10	M. 4	NORTH FLORIDA	L, 10-9
M. 20	COLL. OF CHARLESTON*	L, 9-2	M. 5	NORTH FLORIDA	L, 12-5
M. 21	COLL. OF CHARLESTON*	L, 6-5	M. 12	WAKE FOREST	L, 22-9
M. 24	NORTH CAROLINA	L, 4-3	M. 14	at The Citadel*	L, 8-2
M. 26	at Georgia Southern*	L, 6-4	M. 15	at The Citadel*	L, 5-0
M. 27	at Georgia Southern*	L, 8-3	M. 16	at The Citadel*	L, 3-1
M. 28	at Georgia Southern*	L, 12-0	M. 20	FURMAN*	L, 4-3
M. 30	DAVIDSON*	W, 6-5	M. 21	FURMAN*	L, 11-6
M. 31	vs. North Carolina A&T %W, 12-5		M. 22	FURMAN*	L, 11-6 (8)
A. 2	ELON*	L, 17-10	* - Southern Conference game		
A. 3	ELON*	L, 12-1	% - at NewBridge Bank Park		
A. 4	ELON*	L, 19-5			



Head Coach Mike Gaski

Alma Mater (Year):.....Detroit (1973)

Coaching:

Head coach, UNCG, 1991-present

Record at UNCG (Years):..... 598-493-1 (20)

Overall record (Years):..... 598-493-1 (20)



UNCG Baseball Stadium

2010 Statistics

Batting	AVG	GP	GS	AB	R	H	2B	3B	HR	RBI	TB	SLG%	BB	HBP	SO	GDP	OB%	SF	SH	SB	ATT	PO	A	E	FLD%
Kris Richards	.307	48	41	150	20	46	7	0	3	17	62	.413	6	4	36	2	.350	0	5	1	2	27	69	10	.906
Corey Overholtzer	.306	53	52	196	43	60	13	3	6	35	97	.495	28	7	24	3	.408	2	6	11	13	130	3	1	.993
Harry Slade	.301	49	41	163	31	49	11	2	0	16	64	.393	25	3	25	3	.399	2	5	3	7	68	2	1	.986
Eric Brindle	.277	49	47	155	17	43	9	1	0	20	54	.348	10	5	28	4	.337	2	6	1	4	62	111	19	.901
Ed Jayjack	.269	46	46	167	41	45	11	5	7	46	87	.521	40	6	24	2	.419	4	0	7	7	236	30	3	.989
Ray Quinones	.256	48	48	180	29	46	6	1	3	36	63	.350	26	2	43	7	.346	6	3	9	11	89	138	14	.942
Lloyd Enzor	.243	52	50	189	28	46	9	3	5	40	76	.402	20	4	65	3	.327	1	0	0	0	401	15	12	.972
Zach Leach	.242	45	42	153	25	37	10	1	1	22	52	.340	21	7	51	2	.357	1	4	1	1	86	13	3	.971
Chris Barker	.241	51	40	141	42	34	3	3	3	14	52	.369	27	26	16	4	.448	0	7	12	13	79	0	3	.963
Drew Gehringer	.144	46	32	132	20	19	4	1	0	6	25	.189	12	1	24	2	.221	0	10	10	12	80	6	3	.966
Brad Raynor	.500	7	0	4	2	2	0	0	0	2	2	.500	1	1	1	0	.667	0	0	0	0	1	0	0	1.000
Joey Frabasile	.324	28	3	34	10	11	3	0	1	6	17	.500	5	1	9	0	.425	0	0	0	0	58	7	2	.970
Alex Frederick	.306	27	14	49	6	15	3	0	0	9	18	.367	10	1	10	0	.419	2	1	0	1	26	57	5	.943
Cody Walker	.211	24	8	38	6	8	4	1	1	12	17	.447	6	0	11	1	.311	1	0	0	0	8	0	2	.800
Taylor Schwarz	.088	19	12	34	3	3	0	0	0	5	3	.088	8	0	10	1	.262	0	0	2	2	11	24	3	.921
John Cucchiarella	.077	11	1	13	3	1	1	0	0	1	2	.154	2	1	6	1	.235	1	0	0	0	7	10	0	1.000
Wes McBride	.000	1	0	1	0	0	0	0	0	0	0	.000	0	0	0	0	.000	0	0	0	0	4	2	1	.857
Colby Hyatt	.000	1	0	1	0	0	0	0	0	0	0	.000	0	0	1	0	.000	0	0	0	0	2	18	1	.952
Totals	.258	53	53	1800	326	465	94	21	30	287	691	.384	247	69	384	35	.365	22	47	57	73	1402	555	89	.957
Opponents	.300	53	53	1925	403	578	101	27	53	368	892	.463	247	48	310	37	.389	25	25	111	125	1400	568	90	.956
Pitching	ERA	W	L	APP	GS	CG	SHO	CBO	SV	IP	H	R	ER	BB	SO	2B	3B	HR	AB	B/Avg	WP	HBP	BK	SFA	SHA
Colby Hyatt	4.29	7	4	22	9	1	0	0	1	94.1	108	55	45	25	57	21	7	5	378	.286	3	3	0	6	4
Warren Slack	4.75	3	10	20	13	2	0	0	1	89.0	104	56	47	40	75	18	4	6	361	.288	21	7	1	4	4
Blake Hassebrock	7.15	0	7	21	11	1	0	0	1	73.0	91	69	58	44	61	10	4	11	306	.297	19	8	1	3	4
Zach Furl	4.44	2	2	16	0	0	0	0	0	24.1	19	14	12	18	12	6	2	2	91	.209	2	1	0	2	2
Greg Smith	6.70	4	2	22	1	0	0	0	0	45.2	60	37	34	26	36	13	5	6	183	.328	12	6	0	5	3
Wes McBride	7.22	2	1	21	0	0	0	0	0	33.2	49	40	27	16	11	6	3	5	147	.333	2	8	0	1	3
Tyler Hollstegge	8.12	0	3	21	3	0	0	0	0	41.0	51	41	37	22	19	7	0	6	171	.298	11	4	0	3	1
Matt Parish	10.62	1	3	23	12	0	0	0	1	40.2	62	52	48	27	21	12	0	6	179	.346	3	8	0	1	2
Alex Shelton	12.77	1	1	15	4	0	0	0	0	24.2	32	36	35	28	17	8	1	6	104	.308	2	2	0	0	2
Kris Richards	27.00	0	0	1	0	0	0	0	0	1.0	2	3	3	1	1	0	1	0	5	.400	0	1	0	0	0
Totals	6.62	20	33	53	53	4	0	0	4	467.1	578	403	344	247	310	101	27	53	1925	.300	75	48	2	25	25
Opponents	4.98	33	20	53	53	4	3	2	6	466.2	465	326	258	247	384	94	21	30	1800	.258	56	69	8	22	47



Dr. Andrew Westmoreland
President



Dr. Chris Metress
Faculty Athletics Rep.



Michelle Durban
Senior Woman Administrator



Joey Mullins
Baseball SID

Quick Facts

Location: Birmingham, Ala.
Founded: 1841
Enrollment: 4,658
Nickname: Bulldogs
Colors: Red and Blue
President: Dr. Andrew Westmoreland
Director of Athletics: TBA
Stadium (capacity): Joe Lee Griffin Field (1,000)
Press Box Phone: (205) 726-4167

Head Coach: Casey Dunn
Alma Mater (Year): Auburn (1999)
Record at Samford (Years): 167-172 (6)
Overall Record (Years): 167-172 (6)
Baseball Office Phone: (205) 726-2134
Assistant Coaches:
..... Tony David (South Alabama, 1996)
..... Mike Fieldbinder (Montevallo, 1996)
..... Rucker Taylor (Vanderbilt, 2006)

2010 Record: 31-25
Conference Record (place): 17-12 (5th)
Home: 18-12
Away: 12-11
Neutral: 1-2
Letterman Returning/Lost: 23/12
Starters Returning/Lost: 3/5
Starting Pitchers Returning/Lost: 2/1

Baseball Contact: Joey Mullins
E-mail: jmmulli1@samford.edu
Office: (205) 726-2799
Cell: (205) 532-3477
Fax: (205) 726-2545
Website: www.samfordsports.com

2011 Schedule

Date	Opponent	Time	Date	Opponent	Time
F. 18	WESTERN ILLINOIS	7:00	A. 5	at Alabama	7:05
F. 19	WESTERN ILLINOIS	3:00	A. 8	at Western Carolina*	6:00
F. 20	WESTERN ILLINOIS	1:00	A. 9	at Western Carolina*	3:00
F. 22	ALABAMA A&M	7:00	A. 10	at Western Carolina*	2:00
F. 23	ALABAMA A&M	5:00	A. 15	at Appalachian State*	6:00
F. 25	at Jacksonville	6:00	A. 16	at Appalachian State*	3:00
F. 26	at Jacksonville (DH)	1:00	A. 17	at Appalachian State*	1:00
F. 27	at Jacksonville	1:00	A. 19 ALABAMA	7:00	
M. 1 TROY	7:00		A. 21 UNCG*	7:00	
M. 4 TOLEDO	7:00		A. 22 UNCG*	7:00	
M. 5 TOLEDO	3:00		A. 23 UNCG*	3:00	
M. 6 TOLEDO	2:00		A. 26	at Auburn	7:00
M. 8	at Jacksonville State	7:30	A. 30	at Furman*	7:00
M. 11	at The Citadel*	6:00	M. 1	at Furman* (DH)	1:00
M. 12	at The Citadel*	2:00	M. 6 SIU-EDWARDSVILLE	8:00	
M. 13	at The Citadel*	1:00	M. 7 SIU-EDWARDSVILLE	3:00	
M. 15 UAB	7:00		M. 8 SIU-EDWARDSVILLE	2:00	
M. 16	at UAB	7:30	M. 10 AUBURN	7:00	
M. 18 GEORGIA SOUTHERN*	7:00		M. 13 WOFFORD*	7:00	
M. 19 GEORGIA SOUTHERN*	3:00		M. 14 WOFFORD*	3:00	
M. 20 GEORGIA SOUTHERN*	2:00		M. 15 WOFFORD*	2:00	
M. 22	at Mississippi	7:30	M. 17	at Troy	7:00
M. 25	at Elon*	6:00	M. 19 COLL. OF CHARLESTON*	7:00	
M. 26	at Elon*	4:00	M. 20 COLL. OF CHARLESTON*	7:00	
M. 27	at Elon*	1:30	M. 21 COLL. OF CHARLESTON*	3:00	
M. 29 JACKSONVILLE STATE	7:00		M. 25-29	at SoCon Tournament	
A. 1 DAVIDSON*	7:00			(Riley Park; Charleston, S.C.)	
A. 2 DAVIDSON*	3:00				
A. 3 DAVIDSON*	2:00				

* - Southern Conference game

2011 Bulldogs Roster

No.	Name	Pos.	B/T	Ht.	Wt.	Cl.	Hometown/High School (Prev. College)
1	Arthur Strauss	RHP	R/R	6-2	195	So.	Birmingham, Ala./Spain Park
2	Tyler Filliben	IF	R/R	6-2	195	Fr.	So. Miami, Fla./Christopher Columbus
5	Michael Johnson	IF	L/R	5-9	170	Sr.	Naples, Fla./Gulf Coast
6	Phillip Ervin	RHP/OF	R/R	5-11	190	Fr.	Leroy, Ala./Leroy
8	Brad Moss	C	R/R	5-7	160	Jr.	Atlanta, Ga./Calhoun
9	Lex Rutledge	LHP	L/L	6-2	205	So.	Tupelo, Miss./Tupelo
10	Austin Allison	IF	R/R	5-8	160	Jr.	Phenix City, Ala./Glenwood Acad.
11	Tripp Swann	LHP/1B	L/L	6-3	195	Sr.	Montgomery, Ala./Montgomery Acad.
12	Grant Sides	RHP	R/R	6-4	225	Jr.	Northport, Ala./Tuscaloosa Co.
13	Kevin Putkonen	OF	L/L	6-0	200	Jr.	South Windsor, Conn./CVCC
14	Stephen Ballard	SS	L/R	5-11	185	Sr.	Daphne, Ala./Bayside Acad.
15	Gary Cramer	C	S/R	5-9	182	Sr.	Hoover, Ala./Hoover
16	Nick Calloway	RHP	R/R	6-4	195	Fr.	Longwood, Fla./Lyman
17	C.K. Irby	RHP	R/R	6-2	190	Fr.	Florence, Ala./Mars Hill Bible School
18	Michael Gunter	RHP	R/R	6-3	205	Jr.	Trussville, Ala./Wallace-Hanceville CC
19	Joshua VanFleteren	RHP	R/R	6-4	205	Sr.	Nashville, Tenn./Brentwood Acad.
21	Kyle Putkonen	RHP	R/R	6-3	205	Jr.	Atlanta, Ga./Walton
22	Tommy Corbin	IF	R/R	6-0	190	So.	College Park, Ga./Woodward Acad.
23	Byron Soler	C	R/R	6-0	210	Jr.	Miami, Fla./Belen Jesuit
24	Gardner Richey	OF	R/R	6-3	218	So.	Tupelo, Miss./Tupelo
25	Brandon Miller	C/Util.	R/R	6-2	210	Jr.	Tyrone, Ga./N.W. Florida CC
27	Andrew Jones	RHP	R/R	6-3	185	Sr.	Marietta, Ga./Pope
28	Taylor Hammond	LHP	L/L	6-1	190	Jr.	Windermere, Fla./Olympia
29	Joseph Burns	LHP	L/L	6-2	195	Jr.	Pinson, Ala./Jackson State CC
30	Sean Handlan	LHP	L/L	6-0	215	So.	Snellville, Ga./South Gwinnett
32	Brandon Powell	OF	L/L	6-1	185	Fr.	Houston, Texas/Second Baptist
33	Saxon Butler	1B	R/R	6-3	210	Jr.	Oxford, Ala./Pensacola JC
34	Josh Martin	RHP	R/R	6-5	205	Jr.	Enterprise, Ala./Enterprise
35	Charles Basford	RHP	R/R	6-2	210	Jr.	Tallahassee, Fla./Pensacola JC
36	Charles Terry	RHP	R/R	6-4	205	So.	Birmingham, Ala./Mountain Brook
37	Matt Frederick	OF	R/R	5-11	180	Jr.	Homewood, Ala./Bevill State CC
40	Tyler Vanderheiden	RHP	R/R	6-2	180	Jr.	Hattiesburg, Miss./Oak Grove
41	Mark Donham	RHP	R/R	6-4	190	Fr.	Tequesta, Fla./Jupiter
42	Rumiko Forrester	RHP	R/R	6-2	249	Sr.	Dothan, Ala./Northview
44	Gil Walker	RHP	R/R	6-1	210	Jr.	Spanish Fort, Ala./Wallace State CC
45	Christiaan Durdaller	OF	R/R	6-3	200	Jr.	Marietta, Ga./N.W. Florida CC

2010 Results (31-25, 17-12, 5th)

Date	Opponent	Result	Date	Opponent	Result
F. 19	MARSHALL	W, 9-4	A. 11	UNCG*	W, 8-4
F. 20	MARSHALL	W, 9-5	A. 13	at Alabama	W, 7-5
F. 20	MARSHALL	L, 5-4 (7)	A. 16	at Georgia Southern*	L, 5-2
F. 21	MARSHALL	L, 10-6	A. 17	at Georgia Southern*	L, 14-9
F. 23	at Troy	W, 9-7	A. 18	at Georgia Southern*	L, 12-9
F. 26	at Kennesaw State	L, 11-6	A. 20	at UAB	W, 8-1
F. 27	at Kennesaw State	W, 9-7	A. 21	UAB	W, 11-10
F. 28	at Kennesaw State	W, 5-3	A. 25	APPALACHIAN STATE*	L, 17-7
M. 5	EVANSVILLE	W, 9-2	A. 25	APPALACHIAN STATE*	L, 7-3
M. 6	EVANSVILLE	W, 7-4	A. 27	at Auburn	L, 11-4
M. 7	EVANSVILLE	L, 8-4	A. 30	THE CITADEL*	W, 7-5
M. 9	MICHIGAN STATE	L, 7-4	M. 1	THE CITADEL*	L, 14-6
M. 12	at College of Charleston*	W, 20-13	M. 2	THE CITADEL*	W, 12-11
M. 13	at College of Charleston*	L, 14-4	M. 7	at Wofford*	L, 14-9
M. 14	at College of Charleston*	W, 18-4	M. 8	at Wofford*	L, 17-7
M. 16	JACKSONVILLE STATE	L, 11-7	M. 9	at Wofford*	W, 13-0
M. 18	MINNESOTA	L, 9-4	M. 12	ALABAMA	W, 8-7
M. 19	MINNESOTA	W, 14-9	M. 14	WESTERN CAROLINA*	W, 7-6
M. 20	MINNESOTA	W, 2-1	M. 15	WESTERN CAROLINA*	L, 8-1
M. 23	AUBURN	L, 10-3	M. 16	WESTERN CAROLINA*	W, 8-5
M. 24	at Jacksonville State	L, 12-4	M. 19	at Elon*	L, 6-4
M. 26	FURMAN*	W, 3-2	M. 20	at Elon*	W, 11-10 (10)
M. 27	FURMAN*	W, 13-4	M. 21	at Elon*	L, 5-1
M. 28	FURMAN*	W, 4-1	M. 26	vs. Elon #	L, 1-0
A. 1	at Davidson*	W, 16-6	M. 27	vs. Furman #	W, 13-10
A. 2	at Davidson*	W, 11-7	M. 28	vs. Elon #	L, 7-4
A. 3	at Davidson*	W, 6-5	* - Southern Conference game		
A. 6	TROY	L, 11-9	# - Southern Conference Tournament		
A. 9	UNCG*	W, 9-5	(Riley Park; Charleston, S.C.)		
A. 10	UNCG*	W, 7-6			



Head Coach Casey Dunn

Alma Mater (Year):.....Auburn (1999)

Coaching:

Head coach, Samford, 2005-present

Record at SAM (Years):..... 167-172 (6)

Overall record (Years): 167-172 (6)



Joe Lee Griffin Field

2010 Statistics

Batting	AVG	GP	GS	AB	R	H	2B	3B	HR	RBI	TB	SLG%	BB	HBP	SO	GDP	OB%	SF	SH	SB	ATT	PO	A	E	FLD%	
David Schulze	.377	48	48	191	39	72	13	0	12	56	121	.634	32	4	35	8	.476	0	0	6	10	55	1	3	.949	
Mason Meredith	.365	56	56	219	59	80	12	2	12	58	132	.603	32	13	51	2	.468	3	1	11	11	62	132	18	.915	
Trey Hayes	.358	56	54	218	49	78	14	1	11	46	127	.583	20	1	26	7	.411	2	2	5	8	100	2	7	.936	
Wayne Miller	.344	52	52	244	60	84	14	2	8	42	126	.516	13	7	23	6	.391	2	0	10	13	125	5	1	.992	
Michael Johnson	.330	56	56	206	44	68	13	2	7	45	106	.515	24	8	34	2	.412	5	5	9	11	119	137	18	.934	
Bo Smith	.316	52	43	177	31	56	7	2	3	33	76	.429	12	6	25	3	.372	4	1	1	1	354	16	2	.995	
Stephen Ballard	.271	54	51	203	46	55	17	0	5	31	87	.429	22	18	32	4	.388	2	2	5	6	34	88	14	.897	
Brad Moss	.248	55	53	153	35	38	7	0	1	20	48	.314	30	13	24	0	.409	2	9	3	5	355	56	4	.990	

Gary Cramer	.330	38	25	103	11	34	6	1	1	17	45	.437	9	8	22	7	.425	0	2	0	1	5	0	0	1.000	
Austin Allison	.288	25	13	52	9	15	3	1	1	10	23	.442	4	1	10	0	.345	1	0	3	3	11	42	9	.855	
Tripp Swann	.210	34	17	62	10	13	3	0	3	9	25	.403	14	3	20	0	.380	0	1	1	1	21	1	0	1.000	
Gardner Richey	.182	35	14	55	6	10	1	0	2	4	17	.309	8	0	23	0	.286	0	0	2	2	26	1	1	.964	
Marcus Rodriguez	.180	32	14	50	4	9	3	0	2	6	18	.360	3	0	20	0	.222	1	0	0	0	114	6	2	.984	
Matthew Bennett	.167	10	0	6	0	1	1	0	0	1	2	.333	0	0	1	0	.167	0	0	0	0	11	1	0	1.000	
Byron Soler	.125	6	1	8	1	1	1	0	0	1	2	.250	0	1	2	0	.222	0	0	0	0	23	0	0	1.000	
Davis Harrison	.111	23	4	18	5	2	0	0	1	5	.278	3	0	11	0	.238	0	0	0	0	20	0	2	.909		
Tommy Corbin	.077	13	1	13	2	1	0	0	1	3	4	.308	1	1	4	1	.188	1	0	0	0	3	6	2	.818	
Alvin Hines II	.000	14	2	5	3	0	0	0	0	0	0	.000	2	0	4	0	.286	0	0	1	2	5	1	0	1.000	
Clint Jones	.000	1	0	0	0	0	0	0	0	0	0	.000	0	0	0	0	.000	0	0	0	0	0	0	0	.000	
Totals	.311	56	56	1983	414	617	115	11	70	383	964	.486	229	84	367	40	.401	23	23	57	74	1474	578	101	.953	
Opponents	.304	56	56	1988	415	604	111	17	68	384	953	.479	236	67	406	36	.391	26	37	76	101	1459	570	71	.966	

Pitching	ERA	W	L	APP	GS	CG	SHO	CBO	SV	IP	H	R	ER	BB	SO	2B	3B	HR	AB	B/Avg	WP	HBP	BK	SFA	SHA	
Andrew Jones	5.19	5	3	32	1	0	0	1	1	60.2	76	41	35	16	54	16	3	3	240	.317	5	5	0	3	3	
Jonathan Stephens	5.64	7	2	15	15	0	0	0	0	81.1	101	63	51	17	53	20	0	13	333	.303	1	13	1	4	5	
Josh Martin	5.72	5	6	19	15	0	0	1	1	78.2	95	62	50	29	50	20	4	9	314	.303	2	8	0	7	8	
Kyle Putkonen	7.71	3	6	16	16	0	0	0	0	77.0	111	81	66	33	58	21	2	14	329	.337	8	10	2	2	11	

Lex Rutledge	1.71	5	1	33	0	0	0	1	11	47.1	41	17	9	19	65	4	1	1	182	.225	9	3	2	1	2	
Mark Lewallyn	4.99	1	0	22	1	0	0	0	0	30.2	35	25	17	16	26	5	3	5	118	.297	1	4	0	2	3	
Grant Sides	6.14	0	0	7	0	0	0	0	0	7.1	4	5	5	8	4	0	0	2	25	.160	3	2	1	0	0	
Charles Terry	6.17	0	0	8	1	0	0	0	0	11.2	11	8	8	11	8	3	0	0	44	.250	3	4	0	1	1	
Michael Gunter	7.31	2	1	23	2	0	0	0	1	28.1	34	23	23	21	34	6	0	10	117	.291	2	3	0	1	0	
Dayne Cutrell	7.40	1	2	13	1	0	0	0	0	24.1	35	25	20	12	12	6	1	5	102	.343	0	1	0	4	0	
Clint Jones	9.00	1	0	2	0	0	0	0	0	1.0	2	1	1	2	0	0	1	0	4	.500	1	0	0	1	0	
Tripp Swann	9.00	0	0	2	0	0	0	0	0	1.0	3	3	1	0	0	0	1	0	4	.750	0	0	0	0	2	
Sean Handlan	9.82	0	1	8	0	0	0	0	0	3.2	5	4	4	6	4	1	0	1	14	.357	0	1	0	0	0	
Rumiko Forrester	10.12	0	0	9	0	0	0	0	0	8.0	11	12	9	7	10	2	0	0	35	.314	4	1	0	0	0	
Tyler Vanderheide	11.12	1	0	17	0	0	0	0	0	17.0	21	23	21	21	19	4	1	2	71	.296	1	9	1	0	2	
Arthur Strauss	11.74	0	3	4	4	0	0	0	0	7.2	9	13	10	13	6	0	1	0	31	.290	2	1	0	0	0	
Joshua VanFletere	14.29	0	0	6	0	0	0	0	0	5.2	10	9	9	5	3	2	0	3	25	.400	2	2	0	0	0	
Totals	6.21	31	25	56	56	0	1	1	14	491.1	604	415	339	236	406	111	17	68	1988	.304	44	67	7	26	37	
Opponents	6.70	25	31	56	56	4	1	0	12	486.1	617	414	362	229	367	115	17	70	1983	.311	59	84	10	23	23	



Dr. John W. Bardo
Chancellor



Chip Smith
Director of Athletics



Dr. Gibbs Knotts
Faculty Athletics Rep.



Dr. Jennifer Brown
Senior Woman Administrator



Daniel Hooker
Baseball SID

Quick Facts

Location:Cullowhee, N.C.
Founded: 1889
Enrollment: 9,500
Nickname: Catamounts
Colors: Purple and Gold
Chancellor: Dr. John W. Bardo
Director of Athletics: Chip Smith
Stadium (capacity): Hennon Stadium (1,500)
Press Box Phone: (828) 227-7020

Head Coach: Bobby Moranda
Alma Mater (Year): Eastern Kentucky (1986)
Record at Western Carolina (Years): 101-71-1 (3)
Overall Record (Years): 101-71-1 (3)
Baseball Office Phone: (828) 227-7338
Assistant Coaches:
..... David Haverstick (Bethel College, 1997)
..... Alan Beck (Western Carolina, 2004)
..... Bruce Johnson (Western Carolina, 2010)

2010 Record: 37-21-1
Conference Record (place): 16-13-1 (6th)
Home: 21-7
Away: 11-13-1
Neutral: 5-1
Letterman Returning/Lost: 19/7
Starters Returning/Lost: 6/3
Starting Pitchers Returning/Lost: 3/1

Baseball Contact: Daniel Hooker
E-mail: dhooker@email.wcu.edu
Office: (828) 227-2339
Cell: (828) 508-2494
Fax: (828) 227-7688
Website: www.catamountsports.com

2011 Schedule

Date	Opponent	Time	Date	Opponent	Time
F. 18	MOREHEAD STATE	4:00	A. 8	SAMFORD*	6:00
F. 19	MOREHEAD STATE	1:00	A. 9	SAMFORD*	2:00
F. 20	MOREHEAD STATE	2:00	A. 10	SAMFORD*	2:00
F. 22	WAKE FOREST	4:00	A. 12	at UNC Asheville	6:00
F. 25	MANHATTAN	4:00	A. 15	GEORGIA SOUTHERN*	6:00
F. 26	MANHATTAN	2:00	A. 16	GEORGIA SOUTHERN*	3:00
F. 27	MANHATTAN	2:00	A. 17	GEORGIA SOUTHERN*	2:00
M. 1	at Eastern Kentucky	2:00	A. 20	at Tennessee	6:00
M. 2	at Eastern Kentucky	2:00	A. 22	WOFFORD*	6:00
M. 4	vs. Akron \$	3:00	A. 23	WOFFORD*	3:00
M. 5	vs. Ohio State \$	3:00	A. 24	WOFFORD*	2:00
M. 6	vs. Army \$	11:00 a.m.	A. 26	at High Point	6:00
M. 9	CLEMSON	4:00	A. 29	SAN DIEGO STATE	6:00
M. 11	at UNCG*	6:00	A. 30	SAN DIEGO STATE	3:00
M. 12	at UNCG*	1:00	M. 1	SAN DIEGO STATE	12:30
M. 13	at UNCG*	1:00	M. 7	at Appalachian State*	6:00
M. 15	at Kennesaw State	6:00	M. 8	at Appalachian State*	1:00
M. 16	UNC ASHEVILLE	4:00	M. 9	at Appalachian State*	1:00
M. 18	ELON*	4:00	M. 11	KENNESAW STATE	6:00
M. 19	ELON*	4:00	M. 13	at Furman*	7:00
M. 20	ELON*	2:00	M. 14	at Furman*	4:00
M. 23	GARDNER-WEBB	6:00	M. 15	at Furman*	1:00
M. 25	at Davidson*	7:00	M. 17	at Gardner-Webb	4:00
M. 26	at Davidson*	2:00	M. 19	THE CITADEL*	6:00
M. 27	at Davidson*	1:00	M. 20	THE CITADEL*	3:00
M. 29	HIGH POINT	6:00	M. 21	THE CITADEL*	2:00
A. 1	at College of Charleston*	6:00	M. 25-29	at SoCon Tournament	
A. 2	at College of Charleston*	3:00		(Riley Park; Charleston, S.C.)	
A. 3	at College of Charleston*	1:00		* - Southern Conference game	
A. 6	at Clemson	6:30		\$ - Forest City, N.C.	

2011 Catamounts Roster

No.	Name	Pos.	B/T	Ht.	Wt.	Cl.	Hometown/High School (Prev. College)
1	Cameron Dullnig	INF/OF	S/R	5-11	175	Jr.	San Antonio, Texas/Tom C. Clark (Navarro Coll.)
2	Ross Heffley	INF	R/R	5-8	175	Jr.	Snellville, Ga./Brookwood
3	Aaron Attaway	INF	R/R	5-11	175	Fr.	Morganton, N.C./Patton
4	Brandon Johnson	RHP	R/R	5-11	200	Sr.	Morehead City, N.C./West Carteret
5	Luke Gragg	C/OF	L/R	5-7	160	Fr.	Moravian Falls, N.C./Wilkes Central
6	Matt Johns	OF	R/R	6-0	180	Sr.	Stafford, Va./North Stafford
7	Stephen Notaro	C	R/R	6-0	185	Sr.	Thousand Oaks, Calif./Westlake (Pierce Coll.)
8	Julian Ridings	OF	L/R	6-1	170	Fr.	Shelby, N.C./Crest
9	Tyler White	INF	R/R	5-10	195	So.	Forest City, N.C./Chase
11	Adam Martin	C	R/R	6-3	215	Fr.	Marietta, Ga./Harrison
12	Cody Jones	OF	L/L	6-1	185	Fr.	Enka, N.C./Enka
14	Austin Schultz	INF	R/R	6-0	180	Sr.	Alpharetta, Ga./St. Francis (Young Harris Coll.)
15	Vance Chavis	LHP	R/L	6-2	175	Jr.	Laurinburg, N.C./Scotland County
16	Bryant Noteboom	OF	R/R	6-2	195	So.	Smithfield, N.C./Smithfield-Selma
17	Dakotah Thomas	RHP	R/R	6-1	210	Fr.	Ellenboro, N.C./East Rutherford
18	Adam Benfield	RHP	R/R	6-0	185	Fr.	Fallston, N.C./Burns
19	T.J. Page	RHP	R/R	5-10	180	So.	Savannah, Ga./H.V. Jenkins
20	Phillip Treadway	INF/OF	R/R	5-11	170	Fr.	Fletcher, N.C./A.C. Reynolds
21	Kyle Stewart	RHP	R/R	6-3	205	Jr.	Onalaska, Wisc./Onalaska
22	Morgan McKinney	LHP	L/L	6-2	178	So.	Gainesville, Fla./Buchholz (Santa Fe CC)
26	Andrew Chilcoat	RHP	R/R	6-1	180	Sr.	White Hall, Md./The Gilman School (Young Harris Coll.)
27	Mike Gaffigan	LHP	L/L	6-4	170	Jr.	Orland Park, Ill./Carl Sandburg (Triton Coll.)
28	Jordan Smith	RHP	R/R	6-2	182	Fr.	Liberty, N.C./Providence Grove
29	Andrew Blackwell	RHP	R/R	6-1	210	Jr.	Pisgah Forest, N.C./Brevard
30	Preston Hatcher	RHP	R/R	6-3	200	So.	Atlanta, Ga./Roswell
31	Macon Smith	OF	L/R	6-3	185	Fr.	Greensboro, N.C./Western Guilford
32	Darron Dotson	RHP	R/R	6-1	200	Jr.	Ashe County, N.C./Ashe County
33	Matt Benedict	RHP	R/R	6-5	210	Sr.	St. Petersburg, Fla./St. Petersburg
36	Ollie Goulder	C	R/R	6-0	205	Sr.	Cave Creek, Ariz./Cactus Shadows (Chandler-Gilbert CC)
38	Jeremy Sluder	RHP	R/R	6-1	170	So.	Asheville, N.C./A.C. Reynolds
40	Adam Curtis	LHP	L/L	6-1	180	So.	Arden, N.C./T.C. Roberson
41	Dykota Spiess	INF/OF	L/R	6-1	190	Fr.	Morganton, N.C./Patton
43	Kyle Deese	RHP	R/R	6-2	205	Jr.	Inman, S.C./Chapman (Walters State/Clemson)
44	Jacoby Mitchell	OF	R/R	6-0	200	Fr.	Decatur, Ga./Southwest DeKalb
45	Taylor Sandefur	RHP	R/R	6-2	245	So.	Mechanicsville, Va./Atlee



2010 Results (37-21-1, 16-13-1, 6th)

Date	Opponent	Result	Date	Opponent	Result
F. 19	GARDNER-WEBB	W, 14-9	A. 16	at Elon*	L, 3-0
F. 20	at Gardner-Webb	W, 6-5 (10)	A. 17	at Elon*	W, 14-8
F. 21	at Gardner-Webb	W, 6-3	A. 18	at Elon*	L, 12-10
F. 23	at Charlotte	W, 5-3	A. 21	TENNESSEE	L, 18-8
F. 26	EASTERN KENTUCKY	W, 11-4	A. 23	at Georgia Southern*	L, 11-4
F. 27	EASTERN KENTUCKY	L, 12-9	A. 24	at Georgia Southern*	W, 11-3
F. 28	EASTERN KENTUCKY	W, 5-4	A. 25	at Georgia Southern*	W, 14-11
M. 5	vs. West Virginia \$	W, 1-0	A. 28	at Georgia	L, 13-10
M. 6	vs. Illinois \$	W, 4-2	A. 30	UNCG*	W, 11-10
M. 7	at East Carolina	L, 5-4	M. 1	UNCG*	L, 5-3
M. 9	SIU-EDWARDSVILLE	W, 6-0	M. 2	UNCG*	L, 14-2
M. 10	SIU-EDWARDSVILLE	W, 12-8	M. 7	FURMAN*	W, 7-6
M. 12	at The Citadel*	L, 4-0	M. 9	FURMAN*	W, 8-7
M. 13	at The Citadel*	L, 7-5	M. 10	FURMAN*	W, 18-4
M. 14	at The Citadel*	L, 11-6	M. 12	at High Point	W, 6-5
M. 16	UNC ASHEVILLE	W, 10-3	M. 14	at Samford*	L, 7-6
M. 17	CHARLOTTE	W, 5-4	M. 15	at Samford*	W, 8-1
M. 19	at Appalachian State*	L, 11-7	M. 16	at Samford*	L, 8-5
M. 20	at Appalachian State*	W, 10-7	M. 18	at Tennessee Tech	L, 11-2
M. 21	at Appalachian State*	T, 4-4 (6)	M. 20	DAVIDSON*	W, 7-6 (10)
M. 26	COLL. OF CHARLESTON* L, 11-8		M. 21	DAVIDSON*	W, 7-5
M. 27	COLL. OF CHARLESTON* W, 4-3		M. 22	DAVIDSON*	W, 11-2
M. 27	COLL. OF CHARLESTON* W, 10-9 (13)		M. 26	vs. Georgia Southern #	W, 11-4
M. 31	HIGH POINT	W, 17-11	M. 27	vs. Coll. of Charleston #	W, 7-6 (12)
A. 2	NEW YORK TECH	L, 4-3	M. 29	vs. Appalachian State #	L, 3-2
A. 3	NEW YORK TECH	W, 12-4	M. 29	vs. Appalachian State #	W, 7-6
A. 4	NEW YORK TECH	W, 11-8	M. 30	at The Citadel #	L, 10-3
A. 7	at Tennessee	W, 14-9			
A. 9	WOFFORD*	W, 5-4			
A. 10	WOFFORD*	W, 8-2			
A. 11	WOFFORD*	L, 5-2			
A. 14	at Clemson	W, 7-5			

* - Southern Conference game

\$ - Greenville, N.C.

- Southern Conference Tournament
(Riley Park; Charleston, S.C.)

Head Coach Bobby Moranda

Alma Mater (Year): Eastern Kentucky (1986)

Coaching:

Head coach, Western Carolina, 2008-pres.

Record at WCU (Years): 101-71-1 (3)

Overall record (Years): 101-71-1 (3)



Hennon Stadium

2010 Statistics

Batting	AVG	GP	GS	AB	R	H	2B	3B	HR	RBI	TB	SLG%	BB	HBP	SO	GDP	OB%	SF	SH	SB	ATT	PO	A	E	FLD%
Ross Heffley	.361	56	56	238	37	86	15	0	11	63	134	.563	22	3	30	5	.420	1	0	2	3	75	107	3	.984
Matt Johns	.346	58	55	228	65	79	19	2	11	40	135	.592	22	11	56	5	.427	1	0	23	31	83	77	12	.930
Tyler Kirkpatrick	.332	59	58	229	54	76	16	0	13	56	131	.572	29	7	50	3	.419	2	1	5	7	43	102	12	.924
Austin Schultz	.307	56	55	218	48	67	6	1	7	35	96	.440	32	13	42	5	.424	1	1	14	21	89	187	27	.911
Trevor Collias	.302	56	54	212	43	64	11	2	14	52	121	.571	12	9	58	3	.359	4	1	19	22	54	2	0	1.000
Tyler White	.288	59	55	222	28	64	11	1	3	36	86	.387	21	4	24	10	.356	3	1	0	0	515	27	8	.985
Cameron Dullnig	.282	58	51	202	40	57	9	2	1	29	73	.361	9	25	37	4	.381	3	6	16	19	98	13	5	.957
Dylan de Graaf	.282	59	59	234	52	66	11	2	2	28	87	.372	23	3	50	5	.350	3	5	30	32	122	2	1	.992
Ollie Goulder	.279	55	54	190	46	53	11	1	11	36	99	.521	28	15	40	1	.407	3	3	2	2	379	44	7	.984
Bryant Noteboom	.385	15	9	26	6	10	1	0	0	3	11	.423	4	1	6	0	.484	0	0	1	1	7	0	1	.875
Stephen Notaro	.333	2	2	3	2	1	0	0	1	2	4	1.333	2	0	0	0	.600	0	0	0	0	11	2	0	1.000
Radley Haddad	.326	27	7	46	5	15	3	0	0	8	18	.391	8	0	14	0	.418	1	0	1	1	61	4	1	.985
Cory Cronan	.286	20	11	49	5	14	6	0	0	6	20	.408	4	0	15	0	.340	0	1	0	0	3	0	1	.750
Russell Robertson	.217	20	4	23	2	5	1	0	0	3	6	.261	0	2	7	0	.280	0	1	1	1	0	0	0	.000
Kyle Stewart	.000	8	1	5	0	0	0	0	0	0	0	.000	0	0	5	0	.000	0	0	0	0	4	10	2	.875
Lee Murray	.000	2	0	2	0	0	0	0	0	0	0	.000	0	0	2	0	.000	0	0	0	0	1	0	0	1.000
Vance Chavis	.000	1	0	0	0	0	0	0	0	0	0	.000	0	0	0	0	.000	0	0	0	0	0	8	1	.889
Brandon Johnson	.000	1	0	0	0	0	0	0	0	0	0	.000	0	0	0	0	.000	0	0	0	0	4	9	0	1.000
Totals	.309	59	59	2127	433	657	120	11	74	397	1021	.480	216	93	436	41	.393	22	20	114	140	1570	656	90	.961
Opponents	.280	59	59	2039	380	570	112	10	67	327	903	.443	267	60	451	44	.376	20	32	66	88	1544	577	91	.959

Pitching	ERA	W	L	APP	GS	CG	SHO	CBO	SV	IP	H	R	ER	BB	SO	2B	3B	HR	AB	B/Avg	WP	HBP	BK	SFA	SHA
Matt Benedict	3.11	9	2	18	13	0	0	1	0	92.2	104	48	32	33	66	16	1	6	355	.293	6	8	1	2	9

Brandon Johnson	2.89	9	1	33	0	0	0	0	2	53.0	44	26	17	29	50	11	0	8	190	.232	3	4	3	5	5
Jason Sullivan	3.65	4	3	10	7	2	1	0	0	44.1	34	20	18	20	50	9	1	6	162	.210	8	2	0	1	4
Mat Batts	4.44	3	1	20	3	0	0	1	0	24.1	29	15	12	9	27	4	1	3	100	.290	3	5	1	0	1
TJ Page	4.63	1	1	12	2	0	0	1	1	23.1	25	13	12	11	19	6	0	4	87	.287	6	0	0	1	0
Daniel Ottone	4.70	1	2	23	0	0	0	0	7	23.0	19	16	12	6	21	2	1	2	89	.213	5	5	0	0	0
Taylor Sandefur	5.19	1	2	12	9	0	0	0	0	50.1	58	39	29	30	24	12	3	8	198	.293	5	7	1	2	3
Jeremy Sluder	5.40	0	0	19	0	0	0	0	0	21.2	27	19	13	9	23	6	0	3	89	.303	4	5	0	0	2
Andrew Blackwell	6.75	0	0	13	0	0	0	1	0	14.2	20	13	11	9	19	5	0	4	60	.333	3	1	0	1	2
Kyle Stewart	6.87	2	2	21	10	0	0	0	1	55.0	60	43	42	38	71	10	0	7	214	.280	7	6	0	1	4
Andrew Chilcoat	7.32	1	1	34	0	0	0	0	1	39.1	45	36	32	19	26	10	3	4	154	.292	5	5	1	2	1
Vance Chavis	7.40	3	4	20	10	1	0	0	0	48.2	58	51	40	27	36	13	0	6	197	.294	7	9	1	2	0
Preston Hatcher	8.06	1	2	13	5	0	0	1	0	22.1	27	29	20	12	4	0	4	94	.287	1	3	0	0	1	
Adam Curtis	9.00	2	0	11	0	0	0	0	0	7.0	14	8	7	4	5	2	0	1	33	.424	0	0	0	0	0
Cameron Dullnig	9.00	0	0	3	0	0	0	0	0	2.0	3	2	2	3	1	1	0	0	9	.333	0	0	0	0	0
Tyler Kirkpatrick	9.00	0	0	1	0	0	0	0	0	1.0	1	1	1	0	1	0	0	1	4	.250	0	0	0	0	0
Tyler Brownlow	13.50	0	0	1	0	0	0	0	0	0.2	2	1	1	0	0	1	0	0	4	.500	0	0	0	0	0
Totals	5.18	37	21	59	59	3	2	1	12	523.1	570	380	301	267	451	112	10	67	2039	.280	63	60	8	20	32
Opponents	6.61	21	37	59	59	2	2	1	8	514.2	657	433	378	216	436	120	11	74	2127	.309	72	93	6	22	20



Dr. Benjamin B. Dunlap
President



Richard Johnson
Director of Athletics



Dr. Jameica Hill
Faculty Athletics Rep.



Terri Lewitt
Senior Woman Administrator



Brent Williamson
Baseball SID

Quick Facts

Location:Spartanburg, S.C.
Founded:1854
Enrollment:1,500
Nickname:Terriers
Colors:Old Gold and Black
President:Dr. Benjamin B. Dunlap
Director of Athletics:Richard Johnson
Stadium (capacity):Russell C. King Field (2,500)
Press Box Phone:(864) 597-4778

Head Coach:Todd Interdonato
Alma Mater (Year):UNC Asheville (2000)
Record at Wofford (Years):58-105 (3)
Overall Record (Years):58-105 (3)
Baseball Office Phone:(864) 597-4497
Assistant Coaches:
.....Dusty Blake (Appalachian State, 2003)
.....Phil Disher (South Carolina, 2008)
.....Jeremy Strack (William Jewell, 2008)

2010 Record:17-38
Conference Record (place):9-21 (9th)
Home:13-17
Away:4-20
Neutral:0-1
Letterman Returning/Lost:25/6
Starters Returning/Lost:7/1
Pitchers Returning/Lost:12/1

Baseball Contact:Brent Williamson
E-mail:williamsondb@wofford.edu
Office:(864) 597-4093
Cell:(864) 809-8900
Fax:(864) 597-4129
Website:www.woffordterriers.com

2011 Schedule

Date	Opponent	Time	Date	Opponent	Time
F. 18	Xavier	4:00	A. 5	at Duke	6:00
F. 19	IONA (DH)	2:00	A. 8	at Elon*	6:30
F. 20	GEORGE MASON	2:00	A. 9	at Elon*	4:00
F. 25	BUTLER	2:00	A. 10	at Elon*	1:30
F. 26	PRESBYTERIAN	2:00	A. 13	UNC ASHEVILLE	7:00
F. 27	DAYTON	1:00	A. 15	DAVIDSON*	7:00
M. 1	USC UPSTATE	4:00	A. 16	DAVIDSON*	3:00
M. 2	at Clemson	4:00	A. 17	DAVIDSON*	1:00
M. 4	PITTSBURGH	4:00	A. 20	at UNC Asheville	7:00
M. 5	PITTSBURGH	2:00	A. 22	at Western Carolina*	6:00
M. 6	PITTSBURGH	1:00	A. 23	at Western Carolina*	3:00
M. 8	at Vanderbilt	5:00	A. 24	at Western Carolina*	2:00
M. 11	HARVARD	7:00	A. 29	COLL. OF CHARLESTON*	7:00
M. 12	HARVARD	2:00	A. 30	COLL. OF CHARLESTON*	3:00
M. 13	HARVARD	1:00	M. 1	COLL. OF CHARLESTON*	1:00
M. 16	at South Carolina	7:00	M. 4	SOUTH CAROLINA	7:00
M. 18	FURMAN*	7:00	M. 6	at Georgia Southern*	7:00
M. 19	FURMAN*	3:00	M. 7	at Georgia Southern*	2:30
M. 20	FURMAN*	1:00	M. 8	at Georgia Southern*	1:30
M. 23	at Presbyterian	3:00	M. 13	at Samford*	8:00
M. 25	THE CITADEL*	7:00	M. 14	at Samford*	3:00
M. 26	THE CITADEL*	3:00	M. 15	at Samford*	2:00
M. 27	THE CITADEL*	1:00	M. 20	UNCG*	7:00
M. 29	at USC Upstate	6:00	M. 21	UNCG* (DH)	2:00
M. 30	PRESBYTERIAN	7:00	M. 25-29	at SoCon Tournament	
A. 1	at Appalachian State*	6:00		(Riley Park; Charleston, S.C.)	
A. 2	at Appalachian State*	3:00			
A. 3	at Appalachian State*	1:00			

* - Southern Conference game

2011 Terriers Roster

No.	Name	Pos.	B/T	Ht.	Wt.	Cl.	Hometown/High School (Prev. College)
1	Julian Bridges	INF	R/R	5-10	170	Fr.	Shelby, N.C./Shelby
2	Luke Feisal	C	R/R	5-11	175	Fr.	Greenville, S.C./Greenville
3	Mac Doyle	C	R/R	6-1	205	Jr.	Conway, S.C./Conway
4	Gus White	RHP	R/R	6-0	185	Jr.	Lexington, S.C./Lexington
5	Clark Wise	OF	L/R	5-9	165	So.	Spartanburg, S.C./Spartanburg
6	Bobby Streisel	RHP	R/R	6-1	175	Jr.	Mt. Pleasant, S.C./Bishop England
8	David Roney	C	L/R	6-0	175	Jr.	Scottsdale, Ariz./Chaparral
9	Anthony Rowland	RHP	R/R	6-2	181	Jr.	Mt. Pleasant, S.C./Bishop England
10	Matt Moore	INF	R/R	5-10	160	So.	Belton, S.C./Belton-Honea Path
11	Alex Lee	INF	R/R	5-10	170	Sr.	Auburndale, Mass./Newton North
12	Jesse Morris	RHP	R/R	5-10	175	Fr.	Columbia, S.C./Chapin
13	J.D. Osborne	LHP	L/L	6-5	205	Jr.	Rochester, Mich./Rochester Adams
14	Stephen Smoak	INF	R/R	5-10	185	Fr.	Woodstock, Ga./Etowah
15	Cash Collins	LHP	L/L	6-0	170	Jr.	Barnwell, S.C./Barnwell
16	Brandon Yarusi	RHP	R/R	5-10	170	So.	Belmar, N.J./The Peddie School
17	Alex Wilson	RHP	R/R	6-5	210	So.	Landrum, S.C./Landrum
19	John Cornley	RHP	R/R	6-1	185	Sr.	Mt. Pleasant, S.C./Bishop England
20	Josh McKinney	INF	R/R	6-0	185	Sr.	Ooltewah, Tenn./The McCallie School
21	Mason Bradley	RHP	R/R	5-11	180	Jr.	Charlotte, N.C./Charlotte Christian
22	Josh Hyman	INF/OF	R/R	6-0	175	Fr.	Woodruff, S.C./Woodruff
23	Taylor Rozier	INF/OF	R/R	5-11	200	So.	North Augusta, S.C./North Augusta
24	James Foster	OF	L/L	5-10	175	Jr.	Dallas, Texas/Trinity Christian
25	Konstantine Diamaduros	INF	L/R	6-1	195	Jr.	Spartanburg, S.C./Spartanburg
26	Ryan Traylor	RHP	R/R	6-4	180	So.	Duncan, S.C./Spartanburg
27	Stephen Cantrell	INF	R/R	5-11	180	Fr.	Chesnee, S.C./Chesnee
30	Thomas Nichols	LHP	L/L	6-3	200	Sr.	Charlotte, N.C./USC-Salkehatchie
31	Bradley Evsich	INF	R/R	5-9	180	So.	Mt. Pleasant, S.C./Wando
32	Landon Bennett	OF	R/R	6-3	205	Jr.	Duluth, Ga./Greater Atlanta Christian
33	Eric Brenk	INF	R/R	6-3	195	Fr.	Concord, N.C./Concord
34	Nathan Bridges	RHP	R/R	6-2	190	Fr.	Greenwood, S.C./Greenwood
35	Eric Eck	RHP	R/R	6-3	185	Fr.	Buford, Ga./Buford
36	Tom Dolinak	RHP	R/R	6-3	215	Sr.	Knoxville, Tenn./Webb School
37	Drew Sheridan	RHP	R/R	6-1	200	Sr.	Mt. Pleasant, S.C./Wando
40	Pete Noordsy	LHP	L/L	6-4	230	Jr.	Glens Falls, N.Y./Glens Falls

2010 Results (17-38, 9-21, 9th)

Date	Opponent	Result	Date	Opponent	Result
F. 19	PITTSBURGH	L, 18-6	A. 9	at Western Carolina*	L, 5-4
F. 20	PITTSBURGH	L, 7-3	A. 10	at Western Carolina*	L, 8-2
F. 21	PITTSBURGH	W, 9-8 (10)	A. 11	at Western Carolina*	W, 5-2
F. 26	DAYTON	L, 11-9 (11)	A. 14	EAST TENNESSEE STATE	W, 8-7
F. 27	BUTLER	W, 7-2 (7)	A. 16	at College of Charleston*	L, 8-2
F. 27	BUTLER	W, 14-9	A. 17	at College of Charleston*	L, 17-6
F. 28	DAYTON	L, 10-8	A. 18	at College of Charleston*	L, 3-0
M. 4	UNC ASHEVILLE	L, 16-6	A. 21	GARDNER-WEBB	L, 10-8
M. 5	GARDNER-WEBB	L, 4-3 (15)	A. 23	at UNCG*	L, 7-5
M. 6	ST. PETER'S	W, 9-2	A. 24	at UNCG*	W, 17-9
M. 7	ST. PETER'S	W, 16-6	A. 25	at UNCG*	W, 10-3
M. 12	at Davidson*	L, 13-5	A. 28	at Gardner-Webb	L, 22-7
M. 13	at Davidson*	W, 15-8	A. 30	ELON*	L, 8-2
M. 14	at Davidson*	L, 5-4	M. 1	ELON*	L, 14-4
M. 17	at Presbyterian	L, 4-2	M. 2	ELON*	W, 12-10
M. 19	GEORGIA SOUTHERN*	L, 10-8	M. 5	at East Tennessee State	L, 12-4
M. 20	GEORGIA SOUTHERN*	L, 12-6	M. 7	SAMFORD*	W, 14-9
M. 20	GEORGIA SOUTHERN*	L, 11-2	M. 8	SAMFORD*	W, 17-7
M. 24	PRESBYTERIAN	W, 18-9	M. 9	SAMFORD*	L, 13-0
M. 26	at New Mexico State	L, 20-7	M. 11	at South Carolina	L, 17-4
M. 27	at New Mexico State	L, 6-5	M. 12	DUKE	W, 6-4
M. 27	at New Mexico State	L, 6-5	M. 14	at Furman*	L, 14-6
M. 28	at New Mexico State	L, 22-15	M. 15	at Furman*	L, 12-1
M. 30	at Vanderbilt	L, 7-2	M. 16	at Furman*	L, 11-10
M. 31	at Vanderbilt	L, 10-7	M. 21	APPALACHIAN STATE*	L, 7-6
A. 2	THE CITADEL*	L, 3-2	M. 22	APPALACHIAN STATE*	L, 13-4
A. 3	THE CITADEL*	W, 12-11	M. 22	APPALACHIAN STATE*	L, 10-3
A. 4	THE CITADEL*	L, 8-7 (10)			

* - Southern Conference game



Head Coach Todd Interdonato

Alma Mater (Year):.....UNC Asheville (2000)

Coaching:

Head coach, Wofford, 2008-present

Record at WOF (Years): 58-105 (3)

Overall record (Years): 58-105 (3)



Russell C. King Field

2010 Statistics

Batting	AVG	GP	GS	AB	R	H	2B	3B	HR	RBI	TB	SLG%	BB	HBP	SO	GDP	OB%	SF	SH	SB	ATT	PO	A	E	FLD%
James Foster	.387	55	55	230	57	89	18	1	0	35	109	.474	29	8	28	5	.470	1	2	18	24	148	6	4	.975
Mac Doyle	.377	54	54	220	46	83	23	6	16	75	166	.755	24	7	54	7	.449	3	0	8	8	113	17	3	.977
Kyle Behrendt	.374	55	55	227	60	85	19	4	6	48	130	.573	22	6	26	7	.436	4	2	20	21	64	92	14	.918
Landon Bennett	.333	53	49	189	39	63	15	1	4	35	92	.487	29	1	28	0	.417	4	2	7	8	110	1	0	1.000
David Roney	.283	48	43	166	34	47	5	0	3	18	61	.367	18	3	49	4	.360	2	0	0	0	256	60	8	.975
Matt Moore	.283	55	55	184	31	52	13	0	3	18	74	.402	14	2	43	3	.340	0	7	7	9	86	143	18	.927
Alex Lee	.243	55	55	202	43	49	6	0	2	19	61	.302	26	16	44	4	.371	1	13	7	8	106	130	19	.925
K. Diamaduros	.231	53	48	195	20	45	8	5	4	47	75	.385	20	2	35	3	.303	4	0	5	6	372	24	6	.985
Carson Turner	.400	7	1	10	1	4	1	0	0	1	5	.500	0	0	4	0	.364	1	0	0	0	3	0	0	1.000
Josh McKinney	.254	41	27	114	16	29	6	0	1	7	38	.333	18	1	35	4	.361	0	1	3	5	39	5	3	.936
Neil Robinette	.242	26	5	33	6	8	3	0	0	2	11	.333	7	2	16	0	.405	0	0	0	0	36	1	0	1.000
Clark Wise	.233	30	14	43	14	10	3	0	0	7	13	.302	12	1	9	0	.411	0	1	9	9	23	0	0	1.000
Taylor Rozier	.190	36	26	100	12	19	6	0	4	16	37	.370	11	0	32	1	.263	3	0	0	0	57	3	2	.968
Michael McDonnell	.163	30	8	49	5	8	3	0	1	9	14	.286	9	1	14	0	.300	1	0	0	0	4	0	0	1.000
Bradley Evsich	.000	10	0	4	0	0	0	0	0	0	0	.000	1	0	1	0	.200	0	0	0	0	1	1	2	.500
J.D. Osborne	.000	1	1	0	0	0	0	0	0	0	0	.000	0	0	0	0	.000	0	0	0	0	3	11	0	1.000
John Cornely	.000	1	0	0	0	0	0	0	0	0	0	.000	0	0	0	0	.000	0	0	0	0	3	6	3	.750
Totals	.301	55	55	1966	384	591	129	17	44	337	886	.451	240	50	418	38	.386	24	28	84	98	1441	556	89	.957
Opponents	.335	55	55	2019	514	676	171	14	78	461	1109	.549	294	71	385	41	.433	18	37	65	98	1467	536	75	.964
Pitching	ERA	W	L	APP	GS	CG	SHO	CBO	SV	IP	H	R	ER	BB	SO	2B	3B	HR	AB	B/Avg	WP	HBP	BK	SFA	SHA
John Cornely	6.41	3	7	16	15	1	0	0	1	78.2	105	69	56	53	76	29	3	11	322	.326	10	4	1	2	3
J.D. Osborne	7.89	3	4	18	12	0	0	0	1	73.0	80	68	64	59	60	19	1	10	279	.287	6	10	0	2	7
Cash Collins	6.00	1	2	33	2	0	0	0	0	36.0	50	30	24	13	32	11	0	6	150	.333	3	8	0	2	1
Drew Sheridan	6.43	2	6	18	1	0	0	0	3	42.0	53	34	30	19	34	16	2	4	173	.306	5	5	0	0	2
Bobby Streisel	7.28	2	2	20	0	0	0	0	1	29.2	40	27	24	15	29	10	3	4	124	.323	6	2	2	1	4
Gus White	7.49	2	5	16	10	0	0	0	0	45.2	74	54	38	27	23	17	0	10	200	.370	4	6	0	3	2
Jordan Mickleberr	8.10	0	0	3	0	0	0	0	0	3.1	6	3	3	4	2	2	0	0	16	.375	2	0	0	0	0
Anthony Rowland	8.19	1	2	23	2	0	0	0	0	29.2	45	44	27	18	24	13	1	8	129	.349	2	7	0	0	4
Pete Noordsy	8.22	2	4	25	4	0	0	0	0	30.2	42	34	28	23	22	8	0	6	129	.326	1	5	2	0	3
Brandon Yarusi	8.49	0	0	17	1	0	0	0	0	29.2	48	33	28	12	16	15	1	2	132	.364	5	3	3	3	1
Tom Dolinak	9.23	0	6	14	8	0	0	0	0	52.2	84	63	54	25	48	15	1	10	228	.368	3	7	0	4	6
Ryan Traylor	9.82	1	0	27	0	0	0	0	0	18.1	27	22	20	5	8	9	1	3	80	.338	3	11	0	0	4
Alex Wilson	19.41	0	0	12	0	0	0	0	0	10.2	21	28	23	18	11	7	1	3	54	.389	1	2	1	1	0
Bobby DeLuria	27.00	0	0	1	0	0	0	0	0	0.1	1	5	1	3	0	0	0	1	3	.333	0	1	0	0	0
Totals	7.87	17	38	55	55	1	0	0	6	480.1	676	514	420	294	385	171	14	78	2019	.335	51	71	9	18	37
Opponents	5.96	37	17	55	55	1	2	1	10	489.0	591	384	324	240	418	129	17	44	1966	.301	49	50	9	24	28

2010 Southern Conference Standings

	Conference			Overall			Home	Away	Neutral	Last 10
	Won	Lost	Pct.	Won	Lost	Pct.				
The Citadel #	24	6	.800	43	22	.662	27-10	15-11	1-1	8-2
College of Charleston	22	8	.733	44	19	.698	26-7	16-10	2-2	5-5
Elon	19	11	.633	38	24	.613	18-11	18-9	2-4	4-6
Georgia Southern	19	11	.633	34	24	.586	21-13	13-9	0-2	5-5
Samford	17	12	.586	31	25	.554	18-12	12-11	1-2	5-5
Western Carolina	16	13*	.550	37	21*	.636	21-7	11-13-1	5-1	6-4
Appalachian State	14	14*	.500	38	18*	.675	19-7-1	12-9	7-2	6-4
Furman	11	19	.367	19	37	.339	14-19	5-17	0-1	6-4
Wofford	9	21	.300	17	38	.309	13-17	4-20	0-1	2-8
UNCG	7	23	.233	20	33	.377	15-19	4-14	1-0	1-9
Davidson	5	25	.167	19	32	.373	12-16	7-16	0-0	1-9

- Regular Season and Tournament Champion

* - Also Recorded a Tie

2010 Southern Conference Tournament Results

Joseph P. Riley, Jr. Park, Charleston, S.C.

May 26 (Wednesday)

#2 College of Charleston 12, #7 Appalachian State 11 (11)
 #6 Western Carolina 11, #3 Georgia Southern 4
 #1 The Citadel 9, #8 Furman 5
 #4 Elon 1, #5 Samford 0

May 27 (Thursday)

#7 Appalachian State 6, #3 Georgia Southern 2
 #5 Samford 13, #8 Furman 10
 #1 The Citadel 6, #4 Elon 3 (10)
 #6 Western Carolina 7, #2 College of Charleston 6 (12)

May 28 (Friday)

#7 Appalachian State 10, #2 College of Charleston 6
 #4 Elon 7, #5 Samford 4

May 29 (Saturday)

#7 Appalachian State 3, #6 Western Carolina 2
 #1 The Citadel 6, #4 Elon 5 (10)
 #6 Western Carolina 7, #7 Western Carolina 6

May 30 (Sunday)

#1 The Citadel 10, #6 Western Carolina 3



The Citadel swept through the field to take home its eighth SoCon Tournament title and first since 2004.

2010 NCAA Championship

June 4 (Friday)

(Columbia, S.C.)

#30 The Citadel 7, #16 Virginia Tech 2
 (Atlanta, Ga.)

#29 Alabama 11, #11 Elon 2

(Myrtle Beach, S.C.)

College of Charleston 9, North Carolina State 6



June 5 (Saturday)

(Columbia, S.C.)

#8 South Carolina 9, #30 The Citadel 4
 (Atlanta, Ga.)

Mercer 13, #7 Elon 7

(Myrtle Beach, S.C.)

College of Charleston 16, #3 Coastal Carolina 6

June 6 (Sunday)

(Columbia, S.C.)

#16 Virginia Tech 4, #30 The Citadel 3

(Myrtle Beach, S.C.)

#3 Coastal Carolina 8, College of Charleston 7

June 7 (Monday)

(Myrtle Beach, S.C.)

#3 Coastal Carolina 11, College of Charleston 10 (10 inn.)

All-Tournament Team

SP	Asher Wojciechowski (CIT)
SP	Jimmy Reyes (Elon)
RP	Brandon Johnson (WCU)
C	Ollie Goulder (WCU)
1B	Justin Mackert (CIT)
2B	Wes Hobson (ASU)
SS	Jamie Holler (CofC)
3B	Hector Crespo (ASU)
OF	Chris Alessandria (ASU)
OF	William Ladd (CIT)
OF	Matt Johns (WCU)
DH	Brad Felder (CIT)
MOP	Justin Mackert (CIT)

2010 All-Conference Selections

Coaches All-SoCon Team

Player of the Year

Matt Leeds, So., 3B (CofC)

Pitcher of the Year

Asher Wojciechowski, Jr., RHP (CIT)

Freshman of the Year

Will Muzika, 2B (FUR)

Coach of the Year

Fred Jordan (CIT)

First Team

SP Asher Wojciechowski (CIT)
 SP Jimmy Reyes (Elon)
 RP Chris Patterson (ASU)
 C Mike Melillo (Elon)
 1B Kyle Blackburn (GSU)
 2B Wes Hobson (ASU)
 SS Neal Pritchard (Elon)
 3B Matt Leeds (CofC)
 OF Cole Rakar (CofC)
 OF David Schulze (SAM)
 OF Jose Rodriguez (CofC)
 DH Mac Doyle (WOF)

Second Team

SP Matt Benedict, (WCU)
 SP Kevin Decker (CofC)
 RP Lex Rutledge (SAM)
 C Rob Kral (CofC)
 1B Greg Blake (CofC)
 2B Bryan Altman (CIT)
 SS Eric Phillips (GSU)
 3B Kyle Behrendt (WOF)
 OF Shawn Payne (GSU)
 OF Matt Hinson (Elon)
 OF Nick Orvin (CIT)
 OF Wayne Miller (SAM)
 DH Jerod Faggart (ASU)

Media All-SoCon Team

Player of the Year

Matt Leeds, So., 3B (CofC)

Pitcher of the Year

Asher Wojciechowski, Jr., RHP (CIT)

Freshman of the Year

Will Muzika, 2B (FUR)

Coach of the Year

Fred Jordan (CIT)

First Team

SP Asher Wojciechowski (CIT)
 SP Jimmy Reyes (Elon)
 RP Chris Patterson (ASU)
 C Rob Kral (CofC)
 1B Kyle Blackburn (GSU)
 2B Wes Hobson (ASU)
 SS Neal Pritchard (Elon)
 3B Matt Leeds (CofC)
 OF David Schulze (SAM)
 OF Cole Rakar (CofC)
 OF Jose Rodriguez (CofC)
 DH Mac Doyle (WOF)

Second Team

SP Kevin Decker (CofC)
 SP Matt Benedict (WCU)
 RP Lex Rutledge (SAM)
 C Mike Melillo (Elon)
 1B Greg Blake (CofC)
 2B Bryan Altman (CIT)
 SS Eric Phillips (GSU)
 3B Kyle Behrendt (WOF)
 OF Matt Hinson (Elon)
 OF Shawn Payne (GSU)
 OF Trevor Collias (WCU)
 DH Jerod Faggart (ASU)



The Citadel's Asher Wojciechowski, a supplemental first round draft pick of the Toronto Blue Jays, was the consensus SoCon Pitcher of the Year. He led the league in wins, strike outs, innings pitched and opponents batting average.

Players of the Month

February	Andrew Barna (DAV)
March	David Schultze (SAM)
April	Wes Hobson (ASU)
	Kyle Behrendt (WOF)
May	Justin Mackert (CIT)

Pitchers of the Month

February	Matt Address (ASU)
March	Jake Brown (GSU)
April	Chris Patterson (ASU)
May	Jimmy Reyes (Elon)

Players of the Week

Feb. 22	Corey Overholtzer (UNCG)
March 1	Andrew Barna (DAV)
March 8	Will Owens (FUR)
March 15	David Schulze (SAM)
March 22	Rob Kral (CofC)
March 29	Ryan Adams (Elon)
April 5	Mike Melillo (Elon)
April 12	Tyler Kirkpatrick (WCU)
April 19	Matt Leeds (CofC)
April 26	Wes Hobson (ASU)
May 3	Rob Kral (CofC)
May 10	Mac Doyle (WOF)
May 17	Kyle Blackburn (GSU)
May 24	Justin Mackert (CIT)

Pitchers of the Week

Feb. 22	Asher Wojciechowski (CIT)
March 1	Matt Address (ASU)
March 8	Jason Sullivan (WCU)
March 15	Asher Wojciechowski (CIT)
March 22	Kevin Decker (CofC)
March 29	Andy Moyer (GSU)
April 5	Nathan Hyatt (ASU)
April 12	Andy Moyer (GSU)
	Chris Patterson (ASU)
April 19	Jimmy Reyes (Elon)
April 26	Matt Talley (CIT)
May 3	Matt Murray (GSU)
May 10	Josh Martin (SAM)
May 17	Matt Talley (CIT)
May 24	Ken Ferrer (Elon)



Furman second baseman Will Muzika batted .329 with 14 home runs and 55 RBIs while earning consensus SoCon Freshman of the Year honors.

BATTING

	AVG	G	AB	R	H	2B	3B	HR	RBI	TB	SLG%	BB	HBP	SO	GDP	OB%	SF	SH	SB-ATT	PO	A	E	FLD%
College of Charleston	.319	63	2293	576	732	160	15	105	532	1237	.539	298	92	479	38	.413	36	8	89-116	1703	607	97	.960
Samford	.311	56	1983	414	617	115	11	70	383	964	.486	229	84	367	40	.401	23	23	57-74	1474	578	101	.953
Georgia Southern	.309	58	2062	444	638	121	8	54	401	937	.454	278	77	334	42	.406	28	29	104-123	1551	593	73	.967
Western Carolina	.309	59	2127	433	657	120	11	74	397	1021	.480	216	93	436	41	.393	22	20	114-140	1570	656	90	.961
Appalachian State	.308	57	1999	432	615	120	14	59	372	940	.470	233	47	306	51	.388	26	23	108-135	1488	601	72	.967
Wofford	.301	55	1966	384	591	129	17	44	337	886	.451	240	50	418	38	.386	24	28	84-98	1441	556	89	.957
The Citadel	.298	65	2253	425	671	111	17	59	389	993	.441	224	61	417	42	.373	24	50	127-161	1742	639	92	.963
Elon	.293	62	2186	481	640	121	15	86	439	1049	.480	302	93	453	36	.397	25	25	96-127	1665	700	94	.962
Furman	.292	56	1925	354	563	95	17	71	309	905	.470	192	47	323	40	.366	28	23	73-97	1466	595	93	.957
Davidson	.280	51	1773	357	496	101	15	43	320	756	.426	184	91	451	25	.373	19	24	81-116	1334	591	80	.960
UNCG	.258	53	1800	326	465	94	21	30	287	691	.384	247	69	384	35	.365	22	47	57-73	1402	555	89	.957
Totals	.299	635	22,367	4,626	6,685	1,287	161	695	4,166	1,037	.464	2,643	804	4,368	428	.388	277	200	990-1,260	1,683	6,671	970	.960

PITCHING

	ERA	W	L	G	CG	SHO	CBO	SV	IP	H	R	ER	BB	SO	2B	3B	HR	AB	B/Avg	WP	HBP	BK	SFA	SHA
The Citadel	4.57	43	22	65	5	4	2	9	580.2	625	348	295	217	506	100	14	56	2277	.274	45	49	7	18	37
Western Carolina	5.18	37	21	59	3	2	1	12	523.1	570	380	301	267	451	112	10	67	2039	.280	63	60	8	20	32
Appalachian State	5.21	38	18	57	1	1	1	15	496.0	564	332	287	215	435	101	13	49	1970	.286	52	65	4	16	26
College of Charleston	5.41	44	19	63	1	1	0	11	567.2	625	410	341	245	531	134	20	54	2248	.278	74	77	16	32	20
Elon	5.59	38	24	62	3	3	1	14	555.0	644	404	345	237	435	109	9	60	2216	.291	65	70	5	25	26
Georgia Southern	5.94	34	24	58	3	2	2	15	517.0	644	403	341	209	427	119	13	78	2102	.306	49	34	12	19	23
Samford	6.21	31	25	56	0	1	1	14	491.1	604	415	339	236	406	111	17	68	1988	.304	44	67	7	26	37
Davidson	6.42	19	32	51	1	0	0	4	444.2	558	378	317	188	360	110	15	58	1800	.310	53	62	7	21	31
UNCG	6.62	20	33	53	4	0	0	4	467.1	578	403	344	247	310	101	27	53	1925	.300	75	48	2	25	25
Furman	7.40	19	37	56	3	0	0	8	488.2	658	483	402	233	304	117	10	73	2041	.322	62	80	5	25	30
Wofford	7.87	17	38	55	1	0	0	6	480.1	676	514	420	294	385	171	14	78	2019	.335	51	71	9	18	37
Totals	5.99	340	293	635	25	14	8	112	5612.0	6,746	4,470	3,732	2,588	4,550	1,285	162	694	22,625	.298	633	683	82	245	324

FIELDING

Team	C	PO	A	E	FLD%	DPs	SBA	CSB	SBA%	PB	CI
Georgia Southern	2217	1551	593	73	.967	53	102	26	.797	13	0
Appalachian State	2161	1488	601	72	.967	50	61	23	.726	10	1
The Citadel	2473	1742	639	92	.963	46	69	28	.711	22	1
Elon	2459	1665	700	94	.962	66	74	16	.822	12	2
Western Carolina	2316	1570	656	90	.961	58	66	22	.750	14	0
Davidson	2005	1334	591	80	.960	36	69	20	.775	11	2
College of Charleston	2407	1703	607	97	.960	57	111	17	.867	21	0
Wofford	2086	1441	556	89	.957	46	65	33	.663	12	0
Furman	2154	1466	595	93	.957	49	90	30	.750	12	0
UNCG	2046	1402	555	89	.957	45	111	14	.888	15	0
Samford	2153	1474	578	101	.953	50	76	25	.752	9	1
Totals	24,477	16,836	6,671	970	.960	556	894	254	.779	151	7

TEAM BATTING LEADERS

Batting Average

College of Charleston	.319
Samford	.311
Georgia Southern	.309
Western Carolina	.309
Appalachian State	.308
Wofford	.301
The Citadel	.298
Elon	.293
Furman	.292
Davidson	.280
UNCG	.258

Runs Scored

College of Charleston	576
Elon	481
Georgia Southern	444
Western Carolina	433
Appalachian State	432
The Citadel	425
Samford	414
Wofford	384
Davidson	357
Furman	354
UNCG	326

Doubles

College of Charleston	160
Wofford	129
Georgia Southern	121
Elon	121
Western Carolina	120
Appalachian State	120
Samford	115
The Citadel	111
Davidson	101
Furman	95
UNCG	94

Total Bases

College of Charleston	1237
Elon	1049
Western Carolina	1021
The Citadel	993
Samford	964
Appalachian State	940
Georgia Southern	937
Furman	905
Wofford	886
Davidson	756
UNCG	691

Slugging Percentage

College of Charleston	.539
Samford	.486
Western Carolina	.480
Elon	.480
Appalachian State	.470
Furman	.470
Georgia Southern	.454
Wofford	.451
The Citadel	.441
Davidson	.426
UNCG	.384

Hits

College of Charleston	732
The Citadel	671
Western Carolina	657
Elon	640
Georgia Southern	638
Samford	617
Appalachian State	615
Wofford	591
Furman	563
Davidson	496
UNCG	465

Triples

UNCG	21
Furman	17
Wofford	17
The Citadel	17
Davidson	15
Elon	15
College of Charleston	15
Appalachian State	14
Western Carolina	11
Samford	11
Georgia Southern	8

At Bats

College of Charleston	2293
The Citadel	2253
Elon	2186
Western Carolina	2127
Georgia Southern	2062
Appalachian State	1999
Samford	1983
Wofford	1966
Furman	1925
UNCG	1800
Davidson	1773

On-Base Percentage

College of Charleston	.413
Georgia Southern	.406
Samford	.401
Elon	.397
Western Carolina	.393
Appalachian State	.388
Wofford	.386
The Citadel	.373
Davidson	.373
Furman	.366
UNCG	.365

Runs Batted In

College of Charleston	532
Elon	439
Georgia Southern	401
Western Carolina	397
The Citadel	389
Samford	383
Appalachian State	372
Wofford	337
Davidson	320
Furman	309
UNCG	287

Home Runs

College of Charleston	105
Elon	86
Western Carolina	74
Furman	71
Samford	70
The Citadel	59
Appalachian State	59
Georgia Southern	54
Wofford	44
Davidson	43
UNCG	30

Walks

Elon	302
College of Charleston	298
Georgia Southern	278
UNCG	247
Wofford	240
Appalachian State	233
Samford	229
The Citadel	224
Western Carolina	216
Furman	192
Davidson	184

Hit by Pitch

Western Carolina	93
Elon	93
College of Charleston	92
Davidson	91
Samford	84
Georgia Southern	77
UNCG	69
The Citadel	61
Wofford	50
Furman	47
Appalachian State	47

Strikeouts

College of Charleston	479
Elon	453
Davidson	451
Western Carolina	436
Wofford	418
The Citadel	417
UNCG	384
Samford	367
Georgia Southern	334
Furman	323
Appalachian State	306

Sac Bunts

The Citadel	50
UNCG	47
Georgia Southern	29
Wofford	28
Elon	25
Davidson	24
Samford	23
Furman	23
Appalachian State	23
Western Carolina	20
College of Charleston	8

Sac Flies

College of Charleston	36
Georgia Southern	28
Furman	28
Appalachian State	26
Elon	25
Wofford	24
The Citadel	24
Samford	23
UNCG	22
Western Carolina	22
Davidson	19

Stolen Bases

The Citadel	127
Western Carolina	114
Appalachian State	108
Georgia Southern	104
Elon	96
College of Charleston	89
Wofford	84
Davidson	81
Furman	73
UNCG	57
Samford	57

Caught Stealing

Davidson	35
The Citadel	34
Elon	31
Appalachian State	27
College of Charleston	27
Western Carolina	26
Furman	24
Georgia Southern	19
Samford	17
UNCG	16
Wofford	14

Steal Attempts

The Citadel	161
Western Carolina	140
Appalachian State	135
Elon	127
Georgia Southern	123
College of Charleston	116
Davidson	116
Wofford	98
Furman	97
Samford	74
UNCG	73

Grounded into DP

Appalachian State	51
Georgia Southern	42
The Citadel	42
Western Carolina	41
Samford	40
Furman	40
Wofford	38
College of Charleston	38
Elon	36
UNCG	35
Davidson	25

TEAM PITCHING LEADERS

Earned Run Average

The Citadel	4.57
Western Carolina	5.18
Appalachian State	5.21
College of Charleston	5.41
Elon	5.59
Georgia Southern	5.94
Samford	6.21
Davidson	6.42
UNCG	6.62
Furman	7.40
Wofford	7.87

Opposing Batting Average

The Citadel	.274
College of Charleston	.278
Western Carolina	.280
Appalachian State	.286
Elon	.291
UNCG	.300
Samford	.304
Georgia Southern	.306
Davidson	.310
Furman	.322
Wofford	.335

Innings Pitched

The Citadel	580.2
College of Charleston	567.2
Elon	555.0
Western Carolina	523.1
Georgia Southern	517.0
Appalachian State	496.0
Samford	491.1
Furman	488.2
Wofford	480.1
UNCG	467.1
Davidson	444.2

Strikeouts

College of Charleston	531
The Citadel	506
Western Carolina	451
Elon	435
Appalachian State	435
Georgia Southern	427
Samford	406
Wofford	385
Davidson	360
UNCG	310
Furman	304

Strikeouts Looking

The Citadel	170
College of Charleston	164
Western Carolina	150
Georgia Southern	148
Elon	138
Wofford	138
Samford	126
Appalachian State	117
Davidson	103
UNCG	99
Furman	93

Wins

College of Charleston	44
The Citadel	43
Appalachian State	38
Elon	38
Western Carolina	37
Georgia Southern	34
Samford	31
UNCG	20
Davidson	19
Furman	19
Wofford	17

Losses

Wofford	38
Furman	37
UNCG	33
Davidson	32
Samford	25
Elon	24
Georgia Southern	24
The Citadel	22
Western Carolina	21
College of Charleston	19
Appalachian State	18

Saves

Georgia Southern	15
Appalachian State	15
Samford	14
Elon	14
Western Carolina	12
College of Charleston	11
The Citadel	9
Furman	8
Wofford	6
UNCG	4
Davidson	4

Runners Picked Off

Davidson	25
Western Carolina	19
Furman	19
Georgia Southern	16
Elon	12
Samford	12
The Citadel	12
Wofford	11
Appalachian State	10
College of Charleston	7
UNCG	2

Sacrifice Bunts Allowed

Samford	37
The Citadel	37
Wofford	37
Western Carolina	32
Davidson	31
Furman	30
Appalachian State	26
Elon	26
UNCG	25
Georgia Southern	23
College of Charleston	20

Sacrifice Flies Allowed

College of Charleston	32
Samford	26
Furman	25
UNCG	25
Elon	25
Davidson	21
Western Carolina	20
Georgia Southern	19
The Citadel	18
Wofford	18
Appalachian State	16

Hits Allowed

Davidson	558
Appalachian State	564
Western Carolina	570
UNCG	578
Samford	604
The Citadel	625
College of Charleston	625
Georgia Southern	644
Elon	644
Furman	658
Wofford	676

Runs Allowed

Appalachian State	332
The Citadel	348
Davidson	378
Western Carolina	380
Georgia Southern	403
UNCG	403
Elon	404
College of Charleston	410
Samford	415
Furman	483
Wofford	514

Earned Runs Allowed

Appalachian State	287
The Citadel	295
Western Carolina	301
Davidson	317
Samford	339
Georgia Southern	341
College of Charleston	341
UNCG	344
Elon	345
Furman	402
Wofford	420

Walks Allowed

Davidson	188
Georgia Southern	209
Appalachian State	215
The Citadel	217
Furman	233
Samford	236
Elon	237
College of Charleston	245
UNCG	247
Western Carolina	267
Wofford	294

Doubles Allowed

The Citadel	100
UNCG	101
Appalachian State	101
Elon	109
Davidson	110
Samford	111
Western Carolina	112
Furman	117
Georgia Southern	119
College of Charleston	134
Wofford	171



Appalachian State second baseman Wes Hobson became the Mountaineers' first SoCon batting champion in 12 years by pacing the league with a .404 average.

Triples Allowed

Elon	9
Furman	10
Western Carolina	10
Georgia Southern	13
Appalachian State	13
Wofford	14
The Citadel	14
Davidson	15
Samford	17
College of Charleston	20
UNCG	27

Home Runs Allowed

Appalachian State	49
UNCG	53
College of Charleston	54
The Citadel	56
Davidson	58
Elon	60
Western Carolina	67
Samford	68
Furman	73
Wofford	78
Georgia Southern	78

Wild Pitches

UNCG	75
College of Charleston	74
Elon	65
Western Carolina	63
Furman	62
Davidson	53
Appalachian State	52
Wofford	51
Georgia Southern	49
The Citadel	45
Samford	44

Balks

College of Charleston	16
Georgia Southern	12
Wofford	9
Western Carolina	8
Davidson	7
The Citadel	7
Samford	7
Elon	5
Furman	5
Appalachian State	4
UNCG	2

Hit Batters

Furman	80
College of Charleston	77
Wofford	71
Elon	70
Samford	67
Appalachian State	65
Davidson	62
Western Carolina	60
The Citadel	49
UNCG	48
Georgia Southern	34

Intentional Walks Allowed

Furman	11
Samford	9
Davidson	8
Wofford	7
Appalachian State	6
Georgia Southern	6
College of Charleston	4
The Citadel	2
Western Carolina	2
Elon	1
UNCG	1

TEAM FIELDING LEADERS

Fielding Percentage

Georgia Southern	.967
Appalachian State	.967
The Citadel	.963
Elon	.962
Western Carolina	.961
Davidson	.960
College of Charleston	.960
Wofford	.957
Furman	.957
UNCG	.957
Samford	.953

Chances

The Citadel	2473
Elon	2459
College of Charleston	2407
Western Carolina	2316
Georgia Southern	2217
Appalachian State	2161
Furman	2154
Samford	2153
Wofford	2086
UNCG	2046
Davidson	2005

Putouts

The Citadel	1742
College of Charleston	1703
Elon	1665
Western Carolina	1570
Georgia Southern	1551
Appalachian State	1488
Samford	1474
Furman	1466
Wofford	1441
UNCG	1402
Davidson	1334

Assists

Elon	700
Western Carolina	656
The Citadel	639
College of Charleston	607
Appalachian State	601
Furman	595
Georgia Southern	593
Davidson	591
Samford	578
Wofford	556
UNCG	555

Errors

Samford	101
College of Charleston	97
Elon	94
Furman	93
The Citadel	92
Western Carolina	90
UNCG	89
Wofford	89
Davidson	80
Georgia Southern	73
Appalachian State	72

Fielding Double Plays

Elon	66
Western Carolina	58
College of Charleston	57
Georgia Southern	53
Appalachian State	50
Samford	50
Furman	49
The Citadel	46
Wofford	46
UNCG	45
Davidson	36

Stolen Bases Against

UNCG	111
College of Charleston	111
Georgia Southern	102
Furman	90
Samford	76
Elon	74
The Citadel	69
Davidson	69
Western Carolina	66
Wofford	65
Appalachian State	61

Caught Stealing By

Wofford	33
Furman	30
The Citadel	28
Georgia Southern	26
Samford	25
Appalachian State	23
Western Carolina	22
Davidson	20
College of Charleston	17
Elon	16
UNCG	14

Steal Attempts Against

College of Charleston	128
Georgia Southern	128
UNCG	125
Furman	120
Samford	101
Wofford	98
The Citadel	97
Elon	90
Davidson	89
Western Carolina	88
Appalachian State	84

Passed Balls

The Citadel	22
College of Charleston	21
UNCG	15
Western Carolina	14
Georgia Southern	13
Elon	12
Furman	12
Wofford	12
Davidson	11
Appalachian State	10
Samford	9

Catchers Interference

Elon	2
Davidson	2
Appalachian State	1
Samford	1
The Citadel	1

INDIVIDUAL BATTING LEADERS

Batting Average

Wes Hobson, ASU	.404
James Foster, WOF	.387
Cole Rakar, COFC	.378
Mac Doyle, WOF	.377
David Schulze, SAM	.377
Kyle Behrendt, WOF	.374
Danny Weiss, DAV	.368
Mason Meredith, SAM	.365
Ross Heffley, WCU	.361
Trey Hayes, SAM	.358

Slugging Percentage

Mac Doyle, WOF	.755
Matt Leeds, COFC	.690
Greg Blake, COFC	.682
Matt Hinson, ELON	.673
Kyle Blackburn, GSU	.661
Wes Hobson, ASU	.655
David Schulze, SAM	.634
Jose Rodriguez, COFC	.633
Rob Kral, COFC	.614
Mason Meredith, SAM	.603

On-Base Percentage

Rob Kral, COFC	.482
David Schulze, SAM	.476
Wes Hobson, ASU	.474
Kyle Blackburn, GSU	.472
James Foster, WOF	.470
Mason Meredith, SAM	.468
Danny Weiss, DAV	.466
Cole Rakar, COFC	.463
Will Owens, FUR	.462
Jerod Faggart, ASU	.462

Runs Scored

Cole Rakar, COFC	76
Wes Hobson, ASU	69
Shawn Payne, GSU	68
Nick Orvin, CIT	66
Rob Kral, COFC	66
Matt Johns, WCU	65
Jose Rodriguez, COFC	63
Matt Leeds, COFC	61
Bryan Altman, CIT	61
4 tied at	60

Hits

Cole Rakar, COFC	102
Wes Hobson, ASU	95
James Foster, WOF	89
Nick Orvin, CIT	88
Jose Rodriguez, COFC	87
Ross Heffley, WCU	86
Bryan Altman, CIT	85
Kyle Behrendt, WOF	85
Wayne Miller, SAM	84
2 tied at	83

Runs Batted In

Matt Leeds, COFC	88
Kyle Blackburn, GSU	76
Mac Doyle, WOF	75
Bryan Altman, CIT	70
Jose Rodriguez, COFC	69
Ross Heffley, WCU	63
Matt Simonelli, CIT	59
Ryan Adams, ELON	58
Mason Meredith, SAM	58
Rob Kral, COFC	57

Doubles

Cole Rakar, COFC	26
Mac Doyle, WOF	23
Matt Leeds, COFC	23
Wes Hobson, ASU	22
Matt Simonelli, CIT	20
Matt Johns, WCU	19
Kyle Behrendt, WOF	19
5 tied at	18

Triples

Mac Doyle, WOF	6
Ed Jayjack, UNCG	5
Will Miller, FUR	5
Mike Melillo, ELON	5
K. Diamaduros, WOF	5
Brad Felder, CIT	4
Kyle Behrendt, WOF	4
12 tied at	3

Home Runs

Matt Leeds, COFC	21
Kyle Blackburn, GSU	17
Greg Blake, COFC	17
Mac Doyle, WOF	16
Matt Hinson, ELON	16
Jose Rodriguez, COFC	16
Rob Kral, COFC	15
Bryan Altman, CIT	14
Trevor Collias, WCU	14
Will Muzika, FUR	14

Total Bases

Matt Leeds, COFC	167
Mac Doyle, WOF	166
Cole Rakar, COFC	156
Jose Rodriguez, COFC	155
Wes Hobson, ASU	154
Kyle Blackburn, GSU	148
Bryan Altman, CIT	144
Matt Johns, WCU	135
Greg Blake, COFC	135
Ross Heffley, WCU	134

Walks

Rob Kral, COFC	58
Ryan Adams, ELON	56
Jerod Faggart, ASU	47
Kyle Blackburn, GSU	45
Mike Melillo, ELON	43
Nick Orvin, CIT	41
Ed Jayjack, UNCG	40
Will Owens, FUR	38
Shawn Payne, GSU	35
Neal Pritchard, ELON	34

Hit by Pitch

Chris Barker, UNCG	26
Cameron Dullnig, WCU	25
Matt Leeds, COFC	22
Neal Pritchard, ELON	22
Stephen Ballard, SAM	18
Alex Lee, WOF	16
Ollie Goulder, WCU	15
Harry Austin, ELON	15
William Ladd, CIT	15
David Towarnicky, ASU	15

Sacrifice Bunts

Kyle Jordan, CIT	13
Alex Lee, WOF	13
Harry Austin, ELON	13
Drew Gehringer, UNCG	10
Brad Moss, SAM	9
Arthur Owens, GSU	8
Brad Felder, CIT	8
William Ladd, CIT	7
Chris Barker, UNCG	7
Matt Moore, WOF	7

Sacrifice Flies

Ryan Adams, ELON	8
Will Miller, FUR	7
Matt Leeds, COFC	7
Bryan Altman, CIT	7
Jerod Faggart, ASU	6
Ray Quinones, UNCG	6
Arthur Owens, GSU	6
Kevin Bowles, GSU	5
Michael Johnson, SAM	5
J.B. Jenkins, FUR	5

Stolen Bases

Shawn Payne, GSU	43
Hector Crespo, ASU	31
Dylan de Graaf, WCU	30
Justin Mackert, CIT	24
Matt Johns, WCU	23
Matt Simonelli, CIT	22
Nick Orvin, CIT	22
Justin Hilt, ELON	21
Kyle Behrendt, WOF	20
Cole Rakar, COFC	20

Total Plate Appearances

Cole Rakar, COFC	322
Nick Orvin, CIT	312
Matt Leeds, COFC	301
Matt Simonelli, CIT	296
Neal Pritchard, ELON	295
Brad Felder, CIT	290
David Greene, CIT	284
Jose Rodriguez, COFC	284
Mike Melillo, ELON	284
Justin Mackert, CIT	283

At Bats

Cole Rakar, COFC	270
Nick Orvin, CIT	263
Kyle Jordan, CIT	252
Matt Simonelli, CIT	251
David Greene, CIT	249
Bryan Altman, CIT	248
Jose Rodriguez, COFC	245
Brad Felder, CIT	244
Wayne Miller, SAM	244
Eric Phillips, GSU	243

Steal Attempts

Shawn Payne, GSU	45
Hector Crespo, ASU	35
Dylan de Graaf, WCU	32
Matt Johns, WCU	31
Harry Austin, ELON	30
Nick Orvin, CIT	28
Matt Simonelli, CIT	27
Justin Mackert, CIT	27
Tyler Zupic, ASU	25
Cole Rakar, COFC	25

Strikeouts

Brad Felder, CIT	70
Lloyd Enzor, UNCG	65
Greg Blake, COFC	64
Justin Hilt, ELON	63
Kyle Jordan, CIT	63
Michael Zeblo, DAV	58
Trevor Collias, WCU	58
Jose Rodriguez, COFC	57
Matt Johns, WCU	56
3 tied at	54

Grounded into DP

Tyler White, WCU	10
David Schulze, SAM	8
Ryan Stetson, ASU	8
9 tied at	7



Western Carolina pitcher Matt Benedict paced the SoCon with a 3.11 ERA in 2010 while earning a 9-2 record.

INDIVIDUAL PITCHING LEADERS

Earned Run Average

Matt Benedict, WCU	3.11
Asher Wojciechowski, CIT	3.58
Matt Talley, CIT	3.71
Kevin Decker, COFC	3.78
Colby Hyatt, UNCG	4.29
Jake Brown, GSU	4.32
Mike Frongello, DAV	4.50
Ian Parry, FUR	4.51
Jimmy Reyes, ELON	4.56
Warren Slack, UNCG	4.75

Opposing Batting Average

Asher Wojciechowski, CIT	.233
Kevin Decker, COFC	.246
Matt Talley, CIT	.251
Ian Parry, FUR	.266
Jimmy Reyes, ELON	.267
Jake Brown, GSU	.270
Tyler Jackson, ASU	.279
Ken Ferrer, ELON	.280
Colby Hyatt, UNCG	.286
J.D. Osborne, WOF	.287

Innings Pitched

Asher Wojciechowski, CIT	125.2
Matt Talley, CIT	104.1
Jake Brown, GSU	102.0
Ian Parry, FUR	101.2
Jimmy Reyes, ELON	98.2
Colby Hyatt, UNCG	94.1
Michael Clevinger, CIT	92.2
Matt Benedict, WCU	92.2
Warren Slack, UNCG	89.0
David Peterson, COFC	86.2

Strikeouts

Asher Wojciechowski, CIT	155
Jimmy Reyes, ELON	96
Ian Parry, FUR	89
Matt Talley, CIT	85
Matt Address, ASU	82
Jake Brown, GSU	79
Michael Clevinger, CIT	77
John Cornely, WOF	76
Warren Slack, UNCG	75
Andy Moye, GSU	73

Strikeouts Looking

Asher Wojciechowski, CIT	62
Jimmy Reyes, ELON	36
Jake Brown, GSU	35
Matt Talley, CIT	35
Matt Address, ASU	32
Ian Parry, FUR	31
John Cornely, WOF	28
Matt Benedict, WCU	27
J.D. Osborne, WOF	26
Blake Hassebrock, UNCG	25

Wins

Asher Wojciechowski, CIT	12
Jimmy Reyes, ELON	10
Brandon Johnson, WCU	9
Matt Benedict, WCU	9
Matt Address, ASU	9
Ken Ferrer, ELON	9
5 tied at	8

Saves

Chris Patterson, ASU	13
Lex Rutledge, SAM	11
Dexter Bobo, GSU	10
Thomas Girdwood, ELON	8
Daniel Ottone, WCU	7
Drew Mahaffey, CIT	7
Kyle Webb, ELON	4
Heath Hembree, COFC	4
Owen Brittle, COFC	4
3 tied at	3

Appearances

Andrew Chilcoat, WCU	34
Lex Rutledge, SAM	33
Raymond Copenhaver, CIT	33
Cash Collins, WOF	33
Brandon Johnson, WCU	33
Andrew Jones, SAM	32
Jay Friedman, FUR	31
Mike Frongello, DAV	31
3 tied at	30

Games Started

Asher Wojciechowski, CIT	17
Kyle Putkonen, SAM	16
Christian Powell, COFC	16
Matt Talley, CIT	16
10 tied at	15

Sacrifice Bunts Allowed

Kyle Putkonen, SAM	11
Tyler Jackson, ASU	9
Matt Benedict, WCU	9
Josh Martin, SAM	8
Jared Kernodle, ELON	7
J.D. Osborne, WOF	7
8 tied at	6

Sacrifice Flies Allowed

Jared Kernodle, ELON	7
Ian Parry, FUR	7
Christian Powell, COFC	7
Josh Martin, SAM	7
Colby Hyatt, UNCG	6
David Peterson, COFC	6
Greg Smith, UNCG	5
Brandon Johnson, WCU	5
13 tied at	4

Losses

Warren Slack, UNCG	10
Chris Lamb, DAV	8
Blake Hassebrock, UNCG	7
Ian Parry, FUR	7
John Cornely, WOF	7
6 tied at	6

Runners Picked Off

Andy Moye, GSU	9
Ollie Goulder, WCU	5
Matt Benedict, WCU	4
Matt Sliwiak, DAV	4
Chris Lamb, DAV	4
16 tied at	3

Wild Pitches

Warren Slack, UNCG	21
Blake Hassebrock, UNCG	19
Casey Lucchese, COFC	14
Chris Lamb, DAV	14
Greg Smith, UNCG	12
David Peterson, COFC	12
Daniel Stallsmith, FUR	11
Tom Schiller, COFC	11
Tyler Hollstegge, UNCG	11
2 tied at	10

Balks

Jake Brown, GSU	8
Casey Lucchese, COFC	4
David Peterson, COFC	3
Brandon Johnson, WCU	3
Brandon Yarusi, WOF	3
Chris Lamb, DAV	3
10 tied at	2

Hit Batters

David Peterson, COFC	22
Ken Ferrer, ELON	15
Jonathan Stephens, SAM	13
Ryan Arrowood, ASU	13
Ian Horkley, DAV	13
Matt Address, ASU	12
Brian Russell, DAV	12
Kevin Gaid, FUR	12
3 tied at	11

Intentional BB Allowed

Andy Moye, GSU	2
Warren Slack, UNCG	1
Ryan Arrowood, ASU	1
Andrew Jones, SAM	1
Raymond Copenhaver, CIT	1
Ian Parry, FUR	1
Bobby Lyne, FUR	1
J.D. Osborne, WOF	1
Charles Matthews, GSU	1
Mike Frongello, DAV	1

Hits Allowed

Mike Frongello, DAV	61
Ian Horkley, DAV	66
Tyler Jackson, ASU	69
Kevin Decker, COFC	75
Andrew Jones, SAM	76
Chris Lamb, DAV	77
Jared Kernodle, ELON	78

J.D. Osborne, WOF	80
Ryan Overcash, DAV	82
Ken Ferrer, ELON	83

Runs Allowed

Mike Frongello, DAV	34
Andrew Jones, SAM	41
Kevin Decker, COFC	45
Tyler Jackson, ASU	45
Daniel Stallsmith, FUR	45
Jared Kernodle, ELON	46
Matt Benedict, WCU	48
Ryan Overcash, DAV	51
Daniel Britt, ELON	51
Thomas Middour, DAV	52

Earned Runs Allowed

Mike Frongello, DAV	26
Matt Benedict, WCU	32
Kevin Decker, COFC	34
Andrew Jones, SAM	35
Tyler Jackson, ASU	38
Ian Horkley, DAV	40
Ryan Overcash, DAV	41
Daniel Stallsmith, FUR	41
Jared Kernodle, ELON	41
Matt Talley, CIT	43

Walks Allowed

Mike Frongello, DAV	13
Ryan Overcash, DAV	13
Andrew Jones, SAM	16
Jonathan Stephens, SAM	17
Jared Kernodle, ELON	19
Jake Brown, GSU	19
Ian Parry, FUR	20
David Peterson, COFC	21
Ryan Arrowood, ASU	22
Ian Horkley, DAV	23

Home Runs Allowed

David Peterson, COFC	1
Andrew Jones, SAM	3
Kevin Decker, COFC	4
Mike Frongello, DAV	5
Colby Hyatt, UNCG	5
Ian Horkley, DAV	5
Jimmy Reyes, ELON	6
Warren Slack, UNCG	6
Jared Kernodle, ELON	6
Daniel Britt, ELON	6

INDIVIDUAL FIELDING LEADERS

Fielding Percentage

Jerod Faggart, ASU	1.000
Will Miller, FUR	1.000
Landon Bennett, WOF	1.000
Trevor Collias, WCU	1.000
Reese Wade, FUR	1.000
Brad Felder, CIT	1.000
Bo Smith, SAM	.995
Randy J. Williams, GSU	.993
Kyle Blackburn, GSU	.993
Corey Overholtzer, UNCG	.993

Chances

Justin Mackert, CIT	554
Tyler White, WCU	550
Ryan Adams, ELON	537
David Towarnicky, ASU	514
Aaron Thompson, FUR	486
Greg Blake, COFC	454
Bryan Altman, CIT	450
Kyle Blackburn, GSU	437
Ollie Goulder, WCU	430
Lloyd Enzor, UNCG	428

Putouts

Tyler White, WCU	515
Justin Mackert, CIT	512
Ryan Adams, ELON	487
David Towarnicky, ASU	484
Aaron Thompson, FUR	442
Greg Blake, COFC	417
Kyle Blackburn, GSU	406
Lloyd Enzor, UNCG	401
Ollie Goulder, WCU	379
K. Diamaduros, WOF	372

Assists

Neal Pritchard, ELON	230
Austin Schultz, WCU	187
Doug Jones, ASU	168
Kyle Jordan, CIT	165
J.B. Jenkins, FUR	165
Eric Phillips, GSU	163
Kevin Bowles, GSU	149
Wes Hobson, ASU	145
Seth Canipe, ELON	144
Matt Moore, WOF	143

Double Plays

Ryan Adams, ELON	52
Tyler White, WCU	50
Neal Pritchard, ELON	46
Kyle Blackburn, GSU	44
Greg Blake, COFC	44
Aaron Thompson, FUR	44
David Towarnicky, ASU	43
Eric Phillips, GSU	41
Justin Mackert, CIT	41
Austin Schultz, WCU	38

Errors

Doug Jones, ASU	28
Austin Schultz, WCU	27
Eric Phillips, GSU	23
J.B. Jenkins, FUR	22
David Greene, CIT	20
Eric Brindle, UNCG	19
Alex Lee, WOF	19
Neal Pritchard, ELON	19
3 tied at	18

CT&T. The official Electric Vehicle of the Southern Conference

Zero emissions. No gas. No oil. The zippy all-electric **e ZONE™** is economical, eco-friendly and fun to drive. With its head-turning design, impressive safety features and smooth ride, the **e ZONE** is perfect for neighborhood driving and short city trips. CT&T vehicles are exclusively distributed in the Carolinas by 2AM.



Uses only \$7
of electricity
per month
to operate!

To demo an **e ZONE**, call Current Electric Vehicles toll-free at 877-387-0999 or visit the web at: www.currentelectricvehicles.com. Located at Town Center in Mt. Pleasant, SC.

The new all-electric **e ZONE**.



e ZONE is the only electric vehicle of its type to pass the international crash test for passenger vehicles

REGULAR SEASON CHAMPIONS

Year	School	W	L	Pct.
1954	Virginia Tech	10	4	.714
1955	West Virginia	7	2	.778
1956	George Washington	8	3	.727
1957	George Washington	12	1	.923
1958	Richmond	9	2	.818
	George Washington	9	2	.818
1959	George Washington	7	2	.778
1960	The Citadel	8	2	.800
	Richmond	8	2	.800
1961	West Virginia	8	2	.800
1962	West Virginia	9	2	.818
1963	West Virginia	13	1	.929
1964	West Virginia	14	2	.875
1965	Furman	9	2	.818
1966	East Carolina	12	3	.800
1967	West Virginia	13	3	.813
1968	East Carolina	8	1	.889
1969	Furman	11	3	.786
1970	East Carolina	13	6	.684
1971	The Citadel	11	5	.688
	Furman	11	5	.688
1972	Richmond	13	3	.813
1973	Appalachian State	11	3	.786
1974	East Carolina	12	2	.857
1975	The Citadel	11	3	.786
1976	Furman	11	2	.846
1977	East Carolina	15	1	.938
1978	Marshall	11	1	.917
1979	The Citadel	13	3	.813
1980	East Tennessee State	14	1	.933
1981	East Tennessee State	12	4	.750
	Marshall	12	4	.750
	Western Carolina	12	4	.750
1982	The Citadel	14	2	.875
1983	The Citadel	12	2	.857
1984	N-Appalachian State	12	2	.857
	S-Western Carolina	13	3	.813
1985	N-Appalachian State	14	3	.824
	S-Davidson	11	5	.688
1986	N-Appalachian State	15	2	.882
	S-Western Carolina	12	5	.706
1987	N-Appalachian State	10	2	.833
	S-Western Carolina	13	3	.813
1988	N-VMI	11	7	.611
	S-Western Carolina	14	3	.824
1989	Western Carolina	10	5	.667
1990	The Citadel	13	1	.920
1991	The Citadel	16	2	.889
1992	Western Carolina	17	4	.810
1993	Georgia Southern	18	5	.783
1994	Western Carolina	19	4	.826
1995	The Citadel	19	5	.792
1996	Georgia Southern	17	3	.850
1997	Georgia Southern	18	6	.750
	Western Carolina	18	6	.750
1998	UNC Greensboro	22	5	.815
1999	The Citadel	24	5	.828
2000	Georgia Southern	23	7	.767
	The Citadel	23	7	.767
2001	Georgia Southern	21	9	.700
2002	The Citadel	22	8	.733
2003	Western Carolina	22	8	.733
2004	College of Charleston	25	5	.833
2005	College of Charleston	27	3	.900
2006	Elon	21	6	.778
2007	Western Carolina	20	7	.741
	College of Charleston	20	7	.741
2008	Elon	19	8	.704
2009	Elon	23	4	.852
2010	The Citadel	24	6	.800

REGULAR SEASON CHAMPIONSHIPS BY SCHOOL

(Current Schools)

The Citadel.....	13
Western Carolina.....	11
Appalachian State.....	5
Georgia Southern.....	5
Furman.....	4
College of Charleston.....	3
Elon.....	3
Davidson.....	1
UNC Greensboro.....	1

1954

Conference	W	L	Overall	W	L
Virginia Tech*	10	4	14	8	
George Washington	6	4	16	7	
VMI	6	4	12	6	
Richmond	6	4	9	10	
The Citadel	3	2	5	9	
West Virginia	5	4	13	7	
Davidson	3	4	5	13	
Furman	2	4	8	7	
Washington & Lee	4	9	4	15	
William & Mary	2	8	4	12	

1955

Conference	W	L	Overall	W	L
West Virginia*	7	2	20	6	
George Washington	8	3	12	6	
Virginia Tech	8	4	13	8	
The Citadel	6	3	7	9	
Davidson	5	3	11	5	
Richmond	5	5	10	11	
VMI	6	7	12	8	
William & Mary	4	7	8	9	
Washington & Lee	3	12	4	17	
Furman	1	7	5	15	

1956

Conference	W	L	Overall	W	L
George Washington*	8	3	11	7	
West Virginia	6	3	15	9	
Furman	4	2	10	10	
Richmond	6	4	9	8	
VMI	7	7	12	10	
Virginia Tech	7	7	9	12	
William & Mary	6	7	6	10	
The Citadel	4	5	10	13	
Washington & Lee	5	9	6	13	
Davidson	3	9	6	13	

1957

Conference	W	L	Overall	W	L
George Washington*	12	1	19	4	
Furman	5	3	11	11	
William & Mary	8	7	11	8	
Virginia Tech	8	7	9	12	
West Virginia	4	5	12	8	
Richmond	6	8	11	10	
The Citadel	3	4	10	10	
VMI	4	6	8	13	
Washington & Lee	4	7	8	10	
Davidson	3	9	6	13	

1958

Conference	W	L	Overall	W	L
Richmond*	9	2	13	3	
George Washington*	9	2	12	8	
The Citadel	7	3	15	9	
Davidson	7	4	11	6#	
West Virginia	5	3	12	11	
Virginia Tech	6	7	9	11	
Furman	3	5	8	12	
Washington & Lee	2	8	5	9	
VMI	2	8	3	11	
William & Mary	1	9	3	11	

1959

Conference	W	L	Overall	W	L
George Washington*	7	2	14	5	
Richmond	7	3	10	4	
The Citadel	6	3	19	5	
Virginia Tech	9	5	12	7	
West Virginia	8	5	16	9	
Furman	4	5	8	12	
VMI	5	10	5	11	
Davidson	3	7	4	17	
William & Mary	2	11	4	12	

1960

Conference	W	L	Overall	W	L
Richmond*	8	2	13	3	
The Citadel*	8	2	19	5	
West Virginia	6	4	17	9	
Furman	6	4	15	9	
Virginia Tech	7	6	10	9	
George Washington	5	5	10	6	
VMI	5	8	6	8	
Davidson	3	5	7	12	
William & Mary	2	14	6	15	

1961

Conference	W	L	Overall	W	L
West Virginia*	8	2	17	10	
Richmond	7	3	11	4	
Furman	7	3	15	10	
Virginia Tech	7	6	9	15	
VMI	6	6	7	7	
Davidson	6	6	9	14#	
The Citadel	5	6	11	8	
George Washington	2	7	6	10	
William & Mary	2	11	2	13	

1962

Conference	W	L	Overall	W	L
West Virginia*	9	2	19	8	
Richmond	8	3	12	5	
Furman	6	3	12	9	
Virginia Tech	7	5	11	6	
VMI	7	7	8	7	
George Washington	4	6	8	7	
The Citadel	3	7	10	13	
Davidson	3	7	8	16	
William & Mary	3	10	4	12	

1963

Conference	W	L	Overall	W	L
West Virginia*	13	1	30	3	
Virginia Tech	10	1	14	7	
Richmond	9	5	10	8	
VMI	7	7	14	11	
The Citadel	4	7	9	10	
George Washington	4	8	4	13	
Furman	3	7	7	16	
Davidson	4	10	8	18	
William & Mary	1	9	2	14	

1964

Conference	W	L	Overall	W	L
West Virginia*	14	2	24	5	
Furman	10	3	17	11	
Davidson	9	5	14	13#	
Virginia Tech	9	6	12	10	
Richmond	5	7	8	11	
George Washington	5	8	6	12	
VMI	5	9	10	12	
The Citadel	3	10	7	12	
William & Mary	2	12	2	14	

1965

Conference	W	L	Overall	W	L
Furman*	9	2	12	14	
West Virginia	10	4	19	9	
Richmond	10	5	13	10	
VMI	8	6	15	9	
The Citadel	9	7	12	12	
George Washington	4	6	9	7	
Virginia Tech	5	11	10	13	
Davidson	5	11	8	24	
William & Mary	3	11	4	30	

1966

Conference	W	L	Overall	W	L
East Carolina*	12	3	17	10	
West Virginia	12	4	26	7	
George Washington	9	5	13	6	
William & Mary	10	6	12	15	
Richmond	7	5	17	6	
VMI	6	10	10	13	
Davidson	5	11	10	24	
The Citadel	3	9	8	16	
Furman	2	13	4	25	

1967

Conference	W	L	Overall	W	L
West Virginia*	13	3	22	9	
East Carolina	13	3	23	6	
Richmond	10	5	13	9	
William & Mary	8	8	17	13	
VMI	7	9	9	10	
Furman	6	8	8	18	
The Citadel	6	9	9	15	
George Washington	2	10	6	13	
Davidson	2	12	3	20	

*Regular season champion. Won playoff

1968	Conference		Overall	
	W	L	W	L
East Carolina*	8	1	21	11
William & Mary	5	3	21	14
Richmond	4	3	9	11
Furman	5	4	14	13
West Virginia	4	4	9	8
The Citadel	4	5	16	10
George Washington	3	4	12	7
VMI	3	5	7	8
Davidson	1	8	3	23

1969	Conference		Overall	
	W	L	W	L
North				
VMI	9	8	10	12
William & Mary	8	7	15	13
George Washington	7	7	13	16
Richmond	3	9	6	12
South				
Furman*	11	3	18	15#
The Citadel	10	6	18	10
East Carolina	7	7	15	13
Davidson	3	11	8	18#

1970	Conference		Overall	
	W	L	W	L
North				
William & Mary	9	6	17	16
George Washington	11	8	17	18
Richmond	5	9	9	12
VMI	4	9	6	13
South				
East Carolina*	13	6	18	11
Furman	9	6	18	11
The Citadel	6	8	13	11
Davidson	5	10	10	15

1971	Conference		Overall	
	W	L	W	L
The Citadel*	11	5	22	9
Furman*	11	5	21	12
Richmond	10	6	14	13
William & Mary	10	6	14	13
East Carolina	8	6	18	15
Davidson	6	8	15	19
VMI	6	8	12	18

1972	Conference		Overall	
	W	L	W	L
Richmond*	13	3	21	6
East Carolina	11	5	19	10
Furman	10	6	19	13#
The Citadel	9	7	17	13
William & Mary	5	9	15	18
Davidson	3	11	11	20
VMI	3	13	6	19
Appalachian State	0	0	12	14

1973	Conference		Overall	
	W	L	W	L
Appalachian State*	11	3	14	10
East Carolina	10	4	16	8
Richmond	8	5	16	8
The Citadel	8	6	16	8
William & Mary	6	6	11	15
Furman	6	6	16	15
Davidson	1	10	8	15
VMI	0	10	3	14

1974	Conference		Overall	
	W	L	W	L
East Carolina*	12	2	17	13
Richmond	9	5	22	12
Appalachian State	9	5	20	13
The Citadel	7	7	17	11
Davidson	6	8	10	15
William & Mary	5	9	8	17
VMI	5	9	6	14
Furman	3	11	14	20

1975	Conference		Overall	
	W	L	W	L
The Citadel*	11	3	21	9
Davidson	10	4	21	15
East Carolina	9	5	16	12
Furman	8	6	10	12
Richmond	8	6	17	16
Appalachian State	6	8	19	16
William & Mary	3	11	10	18
VMI	1	13	2	18

1976	Conference		Overall	
	W	L	W	L
Furman*	11	2	23	16
Richmond	9	5	20	12
The Citadel	7	4	18	9
East Carolina	7	6	22	7
William & Mary	5	5	13	20
Davidson	5	8	10	22
Appalachian State	4	8	24	14
VMI	2	12	6	23

1977	Conference		Overall	
	W	L	W	L
East Carolina*	15	1	30	12
Appalachian State	14	2	27	5
The Citadel	10	4	21	11
Marshall	8	8	20	21
William & Mary	7	9	15	25
Appalachian State	6	10	21	14
Davidson	5	11	15	25
Furman	3	13	14	30
VMI	2	12	5	19
Chattanooga	0	0	23	14

1978	Conference		Overall	
	W	L	W	L
Marshall*	11	1	27	13
Appalachian State	10	4	24	10
The Citadel	9	5	30	9
Western Carolina	8	5	20	13#
Furman	6	7	13	18
Chattanooga	5	9	25	18
Davidson	4	8	15	26
VMI	4	8	15	26

1979	Conference		Overall	
	W	L	W	L
The Citadel*	13	3	27	15
Appalachian State	10	5	20	22
East Tennessee State	10	5	29	23
Marshall	10	6	23	15#
Furman	9	7	16	16
Western Carolina	6	7	13	15
Chattanooga	6	10	16	15
Davidson	5	11	13	23
VMI	0	15	6	25

1980	Conference		Overall	
	W	L	W	L
East Tennessee State*	14	1	39	7#
Marshall	10	3	17	11
Appalachian State	10	5	17	19
Western Carolina	8	5	22	15
The Citadel	9	6	23	14
Davidson	7	8	15	24
Furman	2	10	7	22
Chattanooga	1	11	12	20
VMI	0	12	4	22

1981	Conference		Overall	
	W	L	W	L
Western Carolina*	12	4	25	14
East Tennessee State*	12	4	44	17
Marshall*	12	4	22	17
The Citadel	11	5	31	13
Appalachian State	8	8	35	17#
Davidson	7	9	18	26
Chattanooga	6	10	28	24
Furman	4	12	11	33
VMI	0	16	3	37

1982	Conference		Overall	
	W	L	W	L
The Citadel*	12	4	40	8
Western Carolina*	12	4	28	12
East Tennessee State	10	4	34	19
Appalachian State	8	8	30	21
Marshall	8	8	17	21
VMI	6	10	11	29
Furman	4	10	15	19#
Chattanooga	4	10	12	20
Davidson	2	12	13	26

1983	Conference		Overall	
	W	L	W	L
The Citadel*	12	2	34	10
East Tennessee State	9	3	20	18
Western Carolina	9	5	25	20
Appalachian State	7	7	33	14
Marshall	7	7	19	14
VMI	5	9	11	25
Davidson	3	11	11	24
Furman	2	10	4	22

1984	Conference		Overall	
	W	L	W	L
North				
Appalachian State*+	12	2	35	7
VMI	6	7	16	18
Marshall	5	8	11	16
East Tennessee State	3	9	9	19

1985	Conference		Overall	
	W	L	W	L
South				
Western Carolina*	13	3	37	20
The Citadel	12	5	26	21
Davidson	5	12	12	16#
Furman	4	14	16	19

1986	Conference		Overall	
	W	L	W	L
North				
Appalachian State*	14	3	35	13
Marshall	10	8	26	18#
VMI	8	10	16	24
East Tennessee State	3	14	10	31

1987	Conference		Overall	
	W	L	W	L
South				
Davidson*	11	5	24	19
Western Carolina+	11	6	37	35
The Citadel	8	10	29	20
Furman	4	13	16	29

1988	Conference		Overall	
	W	L	W	L
North				
Appalachian State*	15	2	40	13#
East Tennessee State	9	9	21	21
VMI	7	11	15	25
Marshall	4	13	15	18

1989	Conference		Overall	
	W	L	W	L
South				
Western Carolina*+	12	5	33	28
Davidson	10	8	21	20#
The Citadel	9	9	29	20
Furman	4	13	15	24

1990	Conference		Overall	
	W	L	W	L
North				
Appalachian State*	10	2	26	13
VMI	8	4	16	16#
Marshall	5	7	16	17
East Tennessee State	1	11	9	19#

1991	Conference		Overall	
	W	L	W	L
South				
Western Carolina*+	13	3	36	20
Davidson	10	7	25	17
The Citadel	6	12	19	31
Furman	5	12	11	26#

1992	Conference		Overall	
	W	L	W	L
North				
VMI*	11	7	20	20
Appalachian State	9	7	29	17
Marshall	7	9	23	17
East Tennessee State	7	11	16	35

1993	Conference		Overall	
	W	L	W	L
South				
Western Carolina*+	14	3	38	24
The Citadel	12	6	33	20
Davidson	7	11	28	26
Furman	2	15	8	29

1994	Conference		Overall	
	W	L	W	L
North				
Western Carolina*+	10	5	23	31
Marshall	8	5	16	14
Appalachian State	9	7	29	13
VMI	8	7	16	23
The Citadel	8	9	30	20
Furman	5	10	13	21
East Tennessee State	5	10	10	21

SOUTHERN CONFERENCE

1990	Conference		Overall	
	W	L	W	L
The Citadel*+	13	1	46	14
Western Carolina	10	7	37	25
Marshall	10	7	20	19
VMI	6	8	12	26
Appalachian State	6	9	19	22#
Furman	6	11	20	24
East Tennessee State	4	12	10	31

1991	Conference		Overall	
	W	L	W	L
The Citadel*	16	2	34	19#
Western Carolina	11	3	36	26
Marshall	9	7	16	26
Furman+	6	5	26	26
Appalachian State	5	8	28	21
East Tennessee State	5	13	23	29
VMI	1	15	2	35#

1992	Conference		Overall	
	W	L	W	L
Western Carolina*+	17	4	44	21#
Georgia Southern	15	6	31	27
East Tennessee State	11	8	31	20
The Citadel	10	9	35	20
Furman	11	10	21	31
Appalachian State	6	14	17	34
Marshall	5	13	15	26
VMI	4	15	11	39

1993	Conference		Overall	
	W	L	W	L
Georgia Southern*	18	5	38	21
Western Carolina+	15	6	34	28
The Citadel	13	9	32	25
East Tennessee State	11	8	21	17
Davidson	11	9	20	28
Appalachian State	8	12	15	27
Marshall	9	14	13	27
VMI	5	15	20	29
Furman	4	16	17	22

1994	Conference		Overall	
	W	L	W	L
Western Carolina*	19	4	45	18
Georgia Southern	15	7	31	25
Marshall	12	9	23	20
East Tennessee State	12	11	19	21
The Citadel+	11	13	32	34
Appalachian State	10	13	22	26
VMI	10	13	21	29
Davidson	10	14	20	31
Furman	4	19	9	35

1995	Conference		Overall	
	W	L	W	L
The Citadel*+	19	5	39	19
Georgia Southern	14	10	35	24
Western Carolina	13	11	32	24
Davidson	12	12	19	32
East Tennessee State	11	12	25	27
Appalachian State	10	13	17	30
VMI	10	14	19	28
Marshall	9	15	12	38
Furman	9	15	16	32

1996	Conference		Overall	
	W	L	W	L
Georgia Southern*+	17	3	46	14
Western Carolina	17	7	32	24#
Furman	15	9	26	29
The Citadel	13	10	33	26
Appalachian State	12	10	27	19
East Tennessee State	11	12	26	24
VMI	7	16	17	29
Davidson	6	18	16	33
Marshall	4	17	7	35#

1997	Conference		Overall	
	W	L	W	L
Western Carolina*+	18	6	42	20
Georgia Southern*	18	6	34	26
The Citadel	16	7	37	21
Furman	13	11	29	23#
East Tennessee State	11	11	21	24
Davidson	8	15	18	34
Appalachian State	8	16	16	32
VMI	6	13	13	35
Marshall	4	17	7	39

1998	Conference		Overall	
	W	L	W	L
UNC Greensboro*	22	5	40	18
The Citadel+	21	5	37	24
Western Carolina	20	6	45	15
Furman	12	12	21	27#
Wofford	10	12	15	32
Georgia Southern	9	15	22	30
Davidson	8	16	13	38
East Tennessee State	8	18	18	31
VMI	7	17	14	35
Appalachian State	6	17	13	28

1999	Conference		Overall	
	W	L	W	L
The Citadel*+	24	5	41	20
College of Charleston	19	10	31	24
Western Carolina	18	10	36	22#
East Tennessee State	18	11	29	25
UNC Greensboro	16	12	29	26
Georgia Southern	13	15	29	29
VMI	13	16	22	27
Furman	13	17	22	35
Appalachian State	10	20	14	38
Davidson	9	21	11	37#
Wofford	7	23	14	36

2000	Conference		Overall	
	W	L	W	L
Georgia Southern*+	23	7	28	23
The Citadel*	23	7	39	20
UNC Greensboro	20	9	34	24
Furman	15	13	27	31#
East Tennessee	15	15	21	31
College of Charleston	14	15	28	28#
Davidson	14	15	26	28
Appalachian State	11	17	17	38#
VMI	11	19	19	30
Western Carolina	8	22	15	38
Wofford	7	22	16	38

2001	Conference		Overall	
	W	L	W	L
Georgia Southern*	21	9	42	20
The Citadel+	20	10	38	24
Furman	18	11	30	25
Western Carolina	18	11	30	26
UNC Greensboro	17	12	31	28
Appalachian State	12	14	21	32
East Tennessee State	13	17	23	32
College of Charleston	10	16	24	28
Wofford	9	17	17	31
Davidson	10	20	19	32
VMI	8	19	15	32

2002	Conference		Overall	
	W	L	W	L
The Citadel*	22	8	31	26
Western Carolina	20	10	33	23
College of Charleston	19	11	36	22
Georgia Southern+	18	11	39	25
UNC Greensboro	17	11	33	22
Furman	14	16	26	34
Wofford	14	16	26	31
East Tennessee State	13	16	21	36
Davidson	13	16	21	29
Appalachian State	10	19	16	34
VMI	1	27	10	41

2003	Conference		Overall	
	W	L	W	L
Western Carolina*+	22	8	43	21
Georgia Southern	19	10	39	21
The Citadel	19	11	32	25
UNC Greensboro	17	13	39	21
Furman	17	13	32	24
College of Charleston	17	13	31	27
VMI	16	14	24	28
Davidson	12	17	18	27
East Tennessee State	9	20	15	36
Appalachian State	8	22	14	36
Wofford	7	22	9	40

2004	Conference		Overall	
	W	L	W	L
College of Charleston*	25	5	47	16
Georgia Southern	21	9	34	25
The Citadel+	21	9	39	28
Elon	17	13	31	28
UNC Greensboro#	16	14	33	21
East Tennessee State	15	15	28	30

Davidson	13	17	20	33
Western Carolina	12	18	28	31
Furman	11	19	21	33
Wofford	8	22	17	30
Appalachian State	6	24	10	43

2005	Conference		Overall	
	W	L	W	L
College of Charleston*	27	3	48	15
Georgia Southern	18	11	38	22
Western Carolina	18	12	33	23
Elon	18	12	32	25
UNC Greensboro	17	13	31	22
The Citadel	14	16	25	34
East Tennessee State	13	16	31	22
Furman+	13	16	30	29
Davidson	13	17	26	24
Wofford	7	23	17	37
Appalachian State	5	24	10	42

2006	Conference		Overall	
	W	L	W	L
Elon*	21	6	45	18
College of Charleston+	20	7	46	17
Furman	16	11	32	23
Georgia Southern	16	11	31	27
The Citadel	15	12	34	27
Western Carolina	14	13	33	27
UNC Greensboro	13	14	26	33
Appalachian State	9	18	24	31
Davidson	6	21	18	33
Wofford	5	22	20	37

2007	Conference		Overall	
	W	L	W	L
Western Carolina*	20	7	42	20
College of Charleston*	20	7	39	19
Elon	15	12	32	29
Appalachian State	14	13	33	26
UNC Greensboro	14	13	30	30
Georgia Southern	13	14	34	28
The Citadel	12	15	34	27
Furman	11	16	19	36
Wofford+	8	19	20	33
Davidson	8	19	19	34

2008	Conference		Overall	
	W	L	W	L
Elon*+	19	8	44	18
College of Charleston	18	9	39	20
Furman	17	10	33	24
Georgia Southern	16	11	33	25
UNC Greensboro	15	12	33	27
Appalachian State	14	13	32	27
Western Carolina	14	13	29	28
The Citadel	12	15	28	28
Wofford	6	21	24	35
Davidson	4	23	12	38

2009	Conference		Overall	
	W	L	W	L
Elon*	23	4	41	18
Georgia Southern +	20	8	42	17
The Citadel	20	10	37	22
Western Carolina	19	10	35	22
College of Charleston	17	13	35	22
Appalachian State	15	13	33	21
Davidson	11	16	18	31
Furman	10	20	24	31
Samford	9	21	17	35
UNC Greensboro	7	21	20	29
Wofford	7	22	17	32

2010	Conference		Overall	
	W	L	W	L
The Citadel *+	24	6	43	22
College of Charleston	22	8	44	19
Elon	19	11	38	24
Georgia Southern	19	11	34	24
Samford	17	12	31	25
Western Carolina	16	13#	37	21#
Appalachian State	14	14#	38	18#
Furman	11	19	19	37
Wofford	9	21	17	38
UNC Greensboro	7	23	20	33
Davidson	5	25	19	32

* - Conference champion
+ - Tournament champion
- Includes tie game

**Score one for the
Southern Conference.**



Stay at any Choice hotel to support the Southern Conference.

OFFICIAL HOTEL
PARTNER OF



You can support your team every time you book with Choice Sports Travel. Just use the special discount code and we'll give a portion of the proceeds to the Southern Conference. Plus, you'll receive the Southern Conference discount at more than 5,800 hotels worldwide.* It's easy to root for the home team, no matter where they play.

Call our dedicated Choice Sports Desk at 877.240.AWAY (2929)

Or visit choicesportstravel.com

Ask for Discount Code: 00222770



We'll see you there.

CHOICE HOTELS INTERNATIONAL®

*Reservations must be made by booking online at choicesportstravel.com or by calling the Choice Sports Desk at 877.240.AWAY (2929) or fax 877.249.AWAY (2929) and must mention Discount Code 00222770. Discount is subject to availability at participating hotels and cannot be combined with any other discount or promotion.
© 2009 Choice Hotels International, Inc. All rights reserved. 09-578/07/09

TOURNAMENT RESULTS

Year	Champion (seed)	Games	Attendance	Average	Site
1984	Appalachian State (1N)	5			Cullowhee, N.C.
1985	Western Carolina (2S)	7			Boone, N.C.
1986	Western Carolina (1S)	6			Cullowhee, N.C.
1987	Western Carolina (1S)	6			Asheville, N.C.
1988	Western Carolina (1S)	6			Asheville, N.C.
1989	Western Carolina (1)	7			Asheville, N.C.
1990	The Citadel (1)	13			Charleston, S.C.
1991	Furman (4)	13			Charleston, S.C.
1992	Western Carolina (1)	15			Charleston, S.C.
1993	Western Carolina (2)	15			Charleston, S.C.
1994	The Citadel (5)	14			Charleston, S.C.
1995	The Citadel (1)	14			Charleston, S.C.
1996	Georgia Southern (1)	14			Charleston, S.C.
1997	Western Carolina (1)	14	15,295	1,093	Charleston, S.C.
1998	The Citadel (2)	14	22,644	1,617	Charleston, S.C.
1999	The Citadel (1)	14	26,187	1,871	Charleston, S.C.
2000	Georgia Southern (1)	14	26,300	1,879	Charleston, S.C.
2001	The Citadel (2)	14	27,788	1,985	Charleston, S.C.
2002	Georgia Southern (4)	15	22,696	1,513	Charleston, S.C.
2003	Western Carolina (1)	15	20,212	1,347	Charleston, S.C.
2004	The Citadel (3)	15	35,150	2,343	Charleston, S.C.
2005	Furman (8)	14	26,707	1,908	Charleston, S.C.
2006	College of Charleston (2)	16	28,206	1,763	Charleston, S.C.
2007	Wofford (9)	15	30,834	2,056	Charleston, S.C.
2008	Elon (1)	15	15,144	1,010	Charleston, S.C.
2009	Georgia Southern (2)	14	17,820	1,273	Greenville, S.C.
2010	The Citadel (1)	14	21,511	1,537	Charleston, S.C.

TOURNAMENT COMPOSITE RECORDS

Team	Won	Lost	Pct.
Appalachian State	26	39	.400
The Citadel	64	30	.681
College of Charleston	23	21	.523
Davidson	6	29	.171
Elon	17	12	.586
Furman	31	31	.500
Georgia Southern	45	31	.592
UNC Greensboro	19	22	.463
Samford	1	2	.333
Western Carolina	65	38	.631
Wofford	7	6	.538

TOP 10 SINGLE GAME ATTENDANCE FIGURES

1. 5,419, The Citadel vs. College of Charleston, 2003
2. 4,960, The Citadel vs. Western Carolina, 1999
3. 4,895, The Citadel vs. Western Carolina, 2010
4. 4,892, The Citadel vs. College of Charleston, 1999
5. 4,625, The Citadel vs. Western Carolina, 2004
6. 4,567, The Citadel vs. UNC Greensboro, 2001
7. 4,462, The Citadel vs. College of Charleston, 2006
8. 4,449, The Citadel vs. Georgia Southern, 2001
9. 4,312, The Citadel vs. Georgia Southern, 2000
10. 4,127, The Citadel vs. College of Charleston, 2000

1984 (at Cullowhee, N.C.)

Champion: Appalachian State
Appalachian State 4, The Citadel 1
Western Carolina 10, VMI 7
Appalachian State 9, Western Carolina 5
The Citadel 8, Western Carolina 0
Appalachian State 6, The Citadel 1

1985 (at Boone, N.C.)

Champion: Western Carolina
Marshall 9, Davidson 1
Western Carolina 3, Appalachian State 2
Davidson 8, Appalachian State 5
Marshall 5, Western Carolina 2
Western Carolina 13, Davidson 2
Western Carolina 12, Marshall 6
Western Carolina 13, Marshall 12

1986 (at Cullowhee, N.C.)

Champion: Western Carolina
Appalachian State 5, Davidson 4
Western Carolina 11, East Tennessee State 2
East Tennessee State 7, Davidson 5
Western Carolina 18, Appalachian State 17
Appalachian State 16, East Tennessee State 14
Western Carolina 11, Appalachian State 8

1987 (at Asheville, N.C.)

Champion: Western Carolina
Western Carolina 16, VMI 4
Appalachian State 8, Davidson 5
VMI 15, Davidson 7
Western Carolina 8, Appalachian State 7
VMI 10, Appalachian State 9 (10 inn.)
Western Carolina 9, VMI 4

1988 (at Asheville, N.C.)

Champion: Western Carolina
The Citadel 9, VMI 8
Western Carolina 18, Appalachian State 8
Appalachian State 11, VMI 4
Western Carolina 6, The Citadel 4
The Citadel 16, Appalachian State 9
Western Carolina 22, The Citadel 6

1989 (at Asheville, N.C.)

Champion: Western Carolina*
Marshall 12, East Tennessee State 4
Appalachian State 8, Furman 2
The Citadel 17, VMI 11

Furman 7, VMI 5
Appalachian State 13, Marshall 9
*Western Carolina 7, Appalachian State 2
*Western Carolina 4, Marshall 2
*Heavy rains forced the cancellation of games five through eight of the tournament. A playoff was held at Montreat, N.C., between Appalachian State, Marshall and Western Carolina to determine the league's automatic qualifier in the NCAA tournament.

1990 (at Charleston, S.C.)

Champion: The Citadel
Western Carolina 6, East Tennessee State 1
Marshall 5, Furman 2
Appalachian State 9, VMI 2
Furman 10, VMI 9 (10 inn.)
Marshall 3, Western Carolina 1
The Citadel 7, Appalachian State 2
East Tennessee State 5, Furman 2
Western Carolina 5, Appalachian State 4
The Citadel 9, Marshall 2
Western Carolina 11, Marshall 3
The Citadel 6, East Tennessee State 0
Western Carolina 5, Appalachian State 4
The Citadel 9, Western Carolina 5

1991 (at Charleston, S.C.)

Champion: Furman
Western Carolina 18, VMI 2
East Tennessee State 14, Marshall 4
Appalachian State 4, Furman 2
Furman 10, Marshall 4
East Tennessee State 7, Western Carolina 4
Appalachian State 2, The Citadel 0
Furman 8, VMI 3
Western Carolina 7, The Citadel 3
Appalachian State 7, East Tennessee State 1
Western Carolina 9, East Tennessee State 4
Furman 7, Appalachian State 6 (10 inn.)
Western Carolina 4, Appalachian State 0
Furman 11, Western Carolina 9

1992 (at Charleston, S.C.)

Champion: Western Carolina
Western Carolina 3, VMI 2
The Citadel 6, Furman 4 (12 inn.)
Georgia Southern 4, Marshall 3
East Tennessee State 1, Appalachian State 0
VMI 5, Furman 3
Appalachian State 8, Marshall 7
Western Carolina 2, The Citadel 1
Georgia Southern 7, East Tennessee State 4
The Citadel 12, Appalachian State 3

East Tennessee State 20, VMI 3
Western Carolina 17, Georgia Southern 10
The Citadel 9, East Tennessee State 4
Georgia Southern 9, The Citadel 0
Georgia Southern 14, Western Carolina 12
Western Carolina 4, Georgia Southern 3

1993 (at Charleston, S.C.)

Champion: Western Carolina
VMI 8, Georgia Southern 1
Davidson 12, East Tennessee State 5
Western Carolina 7, Marshall 6
The Citadel 7, Appalachian State 1
Georgia Southern 10, East Tennessee State 3
Marshall 4, Appalachian State 2
VMI 15, Davidson 5
Western Carolina 6, The Citadel 3
Davidson 10, Marshall 1
Georgia Southern 9, The Citadel 6
VMI 8, Western Carolina 4
Georgia Southern 12, Davidson 5
Western Carolina 6, Georgia Southern 5
Western Carolina 12, VMI 5
Western Carolina 5, VMI 1

1994 (at Charleston, S.C.)

Champion: The Citadel
Davidson 2, Western Carolina 1
Marshall 7, Appalachian State 3
VMI 6, Georgia Southern 4
The Citadel 8, East Tennessee State 3
Western Carolina 4, East Tennessee State 0
Georgia Southern 6, Appalachian State 1
The Citadel 10, Davidson 4
VMI 6, Marshall 4
Davidson 5, Georgia Southern 2
Western Carolina 8, Marshall 2
The Citadel 4, VMI 3
Western Carolina 13, Davidson 1
Western Carolina 7, VMI 1
The Citadel 4, Western Carolina 2

1995 (at Charleston, S.C.)

Champion: The Citadel
Western Carolina 9, Appalachian State 5
Georgia Southern 4, VMI 3
East Tennessee State 6, Davidson 2
The Citadel 5, Marshall 1
VMI 13, Appalachian State 4
Marshall 8, Davidson 5
Georgia Southern 10, Western Carolina 4
The Citadel 10, East Tennessee State 2
Western Carolina 10, Marshall 3

East Tennessee State 8, VMI 4
The Citadel 10, Georgia Southern 4
East Tennessee State 6, Western Carolina 1
Georgia Southern 9, East Tennessee State 6
The Citadel 8, Georgia Southern 3

1996

(at Charleston, S.C.)

Champion: Georgia Southern
East Tennessee State 10, Furman 7
VMI 7, Western Carolina 3
Georgia Southern 8, Davidson 2
The Citadel 6, Appalachian State 2
Furman 7, Western Carolina 4
Appalachian State 5, Davidson 2
VMI 4, East Tennessee State 2
Georgia Southern 4, The Citadel 3
East Tennessee State 5, Appalachian State 2
The Citadel 17, Furman 3
Georgia Southern 11, VMI 2
The Citadel 11, East Tennessee State 0
The Citadel 8, VMI 5
Georgia Southern 7, The Citadel 1

1997

(at Charleston, S.C.)

Champion: Western Carolina
Furman 6, East Tennessee State 2
Western Carolina 4, VMI 3
Georgia Southern 14, Appalachian State 5
The Citadel 18, Davidson 8
East Tennessee State 7, VMI 3 (10 inn.)
Appalachian State 7, Davidson 5
Western Carolina 7, Furman 1
The Citadel 14, Georgia Southern 5
Furman 13, Appalachian State 11 (10 inn.)
Georgia Southern 14, East Tennessee State 11
Western Carolina 10, The Citadel 3
Furman 12, Georgia Southern 10
Furman 4, The Citadel 2
Western Carolina 10, Furman 9 (10 inn.)

1998

(at Charleston, S.C.)

Champion: The Citadel
Furman 11, Wofford 3
UNC Greensboro 10, East Tennessee State 3
Western Carolina 6, Georgia Southern 5
The Citadel 11, Davidson 2
Wofford 3, East Tennessee State 2
Georgia Southern 6, Davidson 3
UNC Greensboro 14, Furman 2
The Citadel 5, Western Carolina 0
Furman 6, Georgia Southern 5
Western Carolina 9, Wofford 4
The Citadel 9, UNC Greensboro 0
Western Carolina 2, Furman 1
UNC Greensboro 4, Western Carolina 2
The Citadel 12, UNC Greensboro 1

1999

(at Charleston, S.C.)

Champion: The Citadel
Georgia Southern 8, Western Carolina 5
College of Charleston 15, VMI 4
East Tennessee State 11, UNC Greensboro 7
The Citadel 3, Furman 0
Western Carolina 8, VMI 4
Furman 3, UNC Greensboro 0
College of Charleston 4, Georgia Southern 2
The Citadel 13, East Tennessee State 5
Furman 10, Georgia Southern 2
Western Carolina 7, East Tennessee State 5
The Citadel 4, College of Charleston 3
Western Carolina 11, Furman 4
Western Carolina 3, College of Charleston 2
The Citadel 6, Western Carolina 3

2000

(at Charleston, S.C.)

Champion: Georgia Southern
Furman 3, East Tennessee State 1
Georgia Southern 2, Appalachian State 1 (13 inn.)
College of Charleston 7, UNC Greensboro 3
The Citadel 6, Davidson 2
Appalachian State 6, East Tennessee State 3 (15 inn.)
UNC Greensboro 3, Davidson 2
Georgia Southern 5, Furman 3
The Citadel 6, College of Charleston 3
Furman 7, UNC Greensboro 3
College of Charleston 9, Appalachian State 2
Georgia Southern 5, The Citadel 3 (10 inn.)
Furman 15, College of Charleston 3
Furman 11, The Citadel 1
Georgia Southern 3, Furman 0

2001

(at Charleston, S.C.)

Champion: The Citadel
UNC Greensboro 7, Western Carolina 5
Georgia Southern 10, College of Charleston 2
Appalachian State 4, Furman 2 (10 inn.)
The Citadel 3, East Tennessee State 2
College of Charleston 9, Western Carolina 7
East Tennessee State 8, Furman 2
Georgia Southern 10, UNC Greensboro 7
The Citadel 5, Appalachian State 3
UNC Greensboro 9, East Tennessee State 6
Appalachian State 4, College of Charleston 3
The Citadel 3, Georgia Southern 2
UNC Greensboro 2, Appalachian State 1
UNC Greensboro 4, Georgia Southern 0
The Citadel 4, UNC Greensboro 3

2002

(at Charleston, S.C.)

Champion: Georgia Southern
College of Charleston 7, Furman 6
Western Carolina 9, Wofford 2
Georgia Southern 4, UNC Greensboro 2
The Citadel 7, East Tennessee State 5
Furman 7, Wofford 5
UNC Greensboro 3, East Tennessee State 0
College of Charleston 3, Western Carolina 0
Georgia Southern 4, The Citadel 2
UNC Greensboro 6, Western Carolina 4
Furman 6, The Citadel 0
Coll. of Charleston 9, Georgia Southern 4
Furman 9, UNC Greensboro 7
Georgia Southern 10, Furman 4
Georgia Southern 9, College of Charleston 6
Georgia Southern 8, College of Charleston 0

2003

(at Charleston, S.C.)

Champion: Western Carolina
Furman 3, UNC Greensboro 2
Western Carolina 14, Davidson 0
Georgia Southern 6, VMI 4
Coll. of Charleston 8, The Citadel 2
UNC Greensboro 7, Davidson 3
VMI 2, The Citadel 1
Western Carolina 6, Furman 0
Georgia Southern 14, Coll. of Charleston 6
VMI 2, Furman 1
UNC Greensboro 4, College of Charleston 3
Western Carolina 1, Georgia Southern 0
UNC Greensboro 10, VMI 1
Georgia Southern 4, UNC Greensboro 1
Georgia Southern 8, Western Carolina 4
Western Carolina 6, Georgia Southern 5 (11 inn.)

2004

(at Charleston, S.C.)

Champion: The Citadel
Elon 12, UNC Greensboro 3
Western Carolina 4, College of Charleston 3
Davidson 5, Georgia Southern 2
The Citadel 6, East Tennessee State 2
College of Charleston 5, UNC Greensboro 4 (10 inn.)
Georgia Southern 12, East Tennessee St. 4
Western Carolina 7, Elon 6
The Citadel 10, Davidson 2
Elon 7, Georgia Southern 3
College of Charleston 3, Davidson 0
Western Carolina 5, The Citadel 2
College of Charleston 4, Elon 3
The Citadel 7, College of Charleston 2
The Citadel 9, Western Carolina 2
The Citadel 8, Western Carolina 1

2005

(at Charleston, S.C.)

Champion: Furman
Elon 12, UNC Greensboro 6
Furman 9, College of Charleston 7
Georgia Southern 7, East Tennessee 3
Western Carolina 6, The Citadel 1
College of Charleston 8, UNC Greensboro 2
The Citadel 10, East Tennessee 6
Furman 6, Elon 3
Georgia Southern 7, Western Carolina 2
The Citadel 8, Elon 7
College of Charleston 11, Western Carolina 4
Furman 4, Georgia Southern 1
College of Charleston 9, The Citadel 7
Georgia Southern 11, College of Charleston 5
Furman 5, Georgia Southern 4

2006

(at Charleston, S.C.)

Champion: College of Charleston
UNC Greensboro 6, Wofford 5
Appalachian State 5, Davidson 4
Western Carolina 14, Furman 1
College of Charleston 13, UNC Greensboro 5
Elon 4, Appalachian State 3
The Citadel 6, Georgia Southern 3
UNC Greensboro 5, Furman 4
Georgia Southern 5, Appalachian State 2
College of Charleston 1, Western Carolina 0
Elon 12, The Citadel 3
Western Carolina 13, Georgia Southern 3
The Citadel 10, UNC Greensboro 3
College of Charleston 12, Elon 1
The Citadel 4, Western Carolina 2
The Citadel 14, Elon 11
College of Charleston 5, The Citadel 4

2007

(at Charleston, S.C.)

Champion: Wofford
Wofford 5, Furman 3
The Citadel 7, Davidson 0
UNC Greensboro 9, Appalachian State 3
Wofford 19, College of Charleston 6
The Citadel 7, Western Carolina 2
Elon 14, Georgia Southern 7
The Citadel 6, Elon 5
Appalachian State 11, College of Charleston 10
Georgia Southern 6, Western Carolina 5
Wofford 12, UNC Greensboro 5
UNC Greensboro 8, Georgia Southern 6
Elon 9, Appalachian State 5
Wofford 6, The Citadel 2
Elon 11, UNC Greensboro 9 (10 inn.)
The Citadel 5, Elon 2
Wofford 4, The Citadel 2

2008

(at Charleston, S.C.)

Champion: Elon
Western Carolina 11, Davidson 10 (12 inn.)
Wofford 8, The Citadel 4
College of Charleston 5, Western Carolina 4
Furman 10, Appalachian State 8 (10 inn.)
Elon 21, Wofford 12
Georgia Southern 21, UNC Greensboro 9
Appalachian State 10, Western Carolina 5
UNC Greensboro 14, Wofford 5
College of Charleston 12, Furman 8
Elon 16, Georgia Southern 5
Furman 13, Appalachian State 12
UNC Greensboro 12, Georgia Southern 9
College of Charleston 12, Furman 11 (10 inn.)
Elon 12, UNC Greensboro 4
Elon 17, College of Charleston 8

2009

(at Greenville, S.C.)

Champion: Georgia Southern
Georgia Southern 4, Davidson 3 (11 inn.)
Appalachian State 4, The Citadel 1
Elon 10, Furman 8
Western Carolina 12, College of Charleston 4
The Citadel 9, Davidson 8
Furman 6, College of Charleston 5
Georgia Southern 6, Appalachian State 5
Elon 15, Western Carolina 7
The Citadel 5, Appalachian State 3
Furman 7, Western Carolina 6
The Citadel 5, Elon 1
Georgia Southern 16, Furman 4
Elon 8, The Citadel 7
Georgia Southern 7, Elon 3

2010

(at Charleston, S.C.)

Champion: The Citadel
College of Charleston 12, Appalachian State 11 (11 inn.)
Western Carolina 11, Georgia Southern 4
The Citadel 9, Furman 5
Elon 1, Samford 0
Appalachian State 6, Georgia Southern 2
Samford 13, Furman 10
The Citadel 6, Elon 3 (10 inn.)
Western Carolina 7, College of Charleston 6 (12 inn.)
Appalachian State 10, College of Charleston 6
Elon 7, Samford 4
Appalachian State 3, Western Carolina 2
The Citadel 6, Elon 5 (10 inn.)
Western Carolina 7, Appalachian State 6
The Citadel 10, Western Carolina 3

1947: (1 Team, 3-2)

District Playoff

Alabama 8, CLEMSON 2
CLEMSON 8, Auburn 3
CLEMSON 1, Alabama 0
CLEMSON 4, Alabama 1

Eastern Playoff

Yale 7, CLEMSON 3

1948: (1 Team, 1-2)

Eastern Playoff

Yale 6, NORTH CAROLINA 1
NORTH CAROLINA 7, Illinois 3
Lafayette 5, NORTH CAROLINA 2

1949: (1 Team, 4-2)

Region B Playoff

WAKE FOREST 10, Notre Dame 7
WAKE FOREST 4, Notre Dame 2

College World Series First Round

WAKE FOREST 2, Southern California 1

Second Round

Texas 8, WAKE FOREST 1

Third Round

WAKE FOREST 2, Southern California 1

College World Series Championship

Texas 10, WAKE FOREST 3

1950: (1 Team, 0-2)

District Playoff

Alabama 6, CLEMSON 1
Kentucky 4, CLEMSON 2

1952: (1 Team, 1-2)

College World Series First Round

DUKE 18, Oregon State 7

Second Round

Penn State 12, DUKE 7

Third Round

Western Michigan 5, DUKE 1

1953: (1 Team, 1-2)

College World Series First Round

Texas 2, DUKE 1

Second Round

DUKE 3, Northern Colorado 2

Third Round

Boston College 7, DUKE 6 (11 innings)

1954: (1 Team, 2-2)

District 3 Playoff

VIRGINIA TECH 11, Clemson 10
Rollins 3, VIRGINIA TECH 0
VIRGINIA TECH 7, Clemson 1
Rollins 9, VIRGINIA TECH 3

1955: (1 Team, 1-2)

District 3 Playoff

Wake Forest 5, WEST VIRGINIA 1
WEST VIRGINIA 9, Wake Forest 7
Wake Forest 6, WEST VIRGINIA 5

1957: (1 Team, 0-2)

District 3 Playoff, Gastonia, N.C.

Duke 9, GEORGE WASHINGTON 1
Ga. Southern 5, GEORGE WASHINGTON 3

1958: (1 Team, 0-2)

District 3 Playoff

Clemson 4, GEORGE WASHINGTON 2
Florida State 3, GEORGE WASHINGTON 1

1959: (1 Team, 0-2)

District 3 Playoff

Florida State 3, GEORGE WASHINGTON 2
Ga. Tech 7, GEORGE WASHINGTON 2

1960: (1 Team, 1-2)

District 3 Playoff

THE CITADEL 4, Florida 2
North Carolina 13, THE CITADEL 1
Florida 4, THE CITADEL 1

1961: (1 Team, 1-2)

District 3 Playoff

Florida State 3, WEST VIRGINIA 1
WEST VIRGINIA 4, Florida State 3
Duke 7, WEST VIRGINIA 3

1962: (1 Team, 0-2)

District 3 Playoff

Wake Forest 8, WEST VIRGINIA 3
Florida State 6, WEST VIRGINIA 5

1963: (1 Team, 1-2)

District 3 Playoff

Wake Forest 4, WEST VIRGINIA 3
WEST VIRGINIA 2, Auburn 1
Wake Forest 12, WEST VIRGINIA 8

1964: (1 Team, 0-2)

District 3 Playoff

Mississippi 11, WEST VIRGINIA 0
East Carolina 6, WEST VIRGINIA 5

1965: (1 Team, 2-2)

District 3 Playoff

FURMAN 5, Maryland 4
FURMAN 5, Mississippi State 2
Florida State 2, FURMAN 1
Florida State 7, FURMAN 5

1966: (1 Team, 0-2)

District 3 Playoff

North Carolina 7, EAST CAROLINA 1
Florida State 6, EAST CAROLINA 3

1967: (1 Team, 0-2)

District 3 Playoff

Auburn 8, WEST VIRGINIA 3
Clemson 5, WEST VIRGINIA 0

1968: (1 Team, 1-2)

District 3 Playoff

EAST CAROLINA 2, Florida State 1
North Carolina State 7, EAST CAROLINA 5
Florida State 3, EAST CAROLINA 2

1969: (1 Team, 0-2)

District 3 Playoff

North Carolina 3, FURMAN 0
Virginia Tech 6, FURMAN 3

1970: (1 Team, 0-2)

District 3 Playoff

Florida State 2, EAST CAROLINA 0
Mississippi State 12, EAST CAROLINA 6

1972: (1 Team, 0-2)

District 3 Playoff

Virginia 18, RICHMOND 2
Florida State 10, RICHMOND 5

1973: (1 Team, 2-2)

District 3 Playoff, Starkville, Miss.

North Carolina St. 5, APPALACHIAN STATE 1
APPALACHIAN STATE 2, South Alabama 1
APPALACHIAN STATE 4, North Carolina St. 3
Miami (Fla.) 13, APPALACHIAN STATE 5

1974: (1 Team, 0-2)

District 3 Playoff, Starkville, Miss.

Vanderbilt 2, EAST CAROLINA 1
South Carolina 5, EAST CAROLINA 1

1975: (1 Team, 0-2)

Atlantic Regional

South Carolina 11, THE CITADEL 3
North Carolina State 16, THE CITADEL 3

1976: (1 Team, 2-2)

Atlantic Regional

Clemson 13, FURMAN 2
FURMAN 5, Virginia Tech 4
FURMAN 12, South Carolina 1
Clemson 6, FURMAN 2

1977: (1 Team, 0-2)

Atlantic Regional

Wake Forest 6, EAST CAROLINA 3
South Carolina 4, EAST CAROLINA 1

1978: (1 Team, 2-2)

Atlantic Regional

MARSHALL 4, Florida State 0
MARSHALL 9, Clemson 3
Miami (Fla.) 6, MARSHALL 0
Miami (Fla.) 5, MARSHALL 1

1979: (1 Team, 0-2)

Atlantic Regional, Coral Gables, Fla.

Miami (Fla.) 3, THE CITADEL 1
Georgia Southern 5, THE CITADEL 3

1980: (1 Team, 1-2)

Atlantic Regional, Clemson, S.C.

Clemson 22, EAST TENNESSEE STATE 4
EAST TENNESSEE STATE 3, Georgia Southern 1
South Carolina 8, EAST TENNESSEE STATE 5

1981: (1 Team, 2-2)

Atlantic Regional

Mississippi State 7, EAST TENNESSEE STATE 6
EAST TENNESSEE STATE 2, Clemson 1
EAST TENNESSEE STATE 5, Wichita State 4
Mississippi State 6, EAST TENNESSEE STATE 5



The Citadel's 1990 squad made a memorable run to the College World Series in Omaha, Neb.

1982: (1 Team, 2-2)

East Regional, Columbia, S.C.

THE CITADEL 9, North Carolina 4
South Carolina 6, THE CITADEL 4
THE CITADEL 15, Old Dominion 1
South Carolina 11, THE CITADEL 2

1983: (1 Team, 2-2)

East Regional, Chapel Hill, N.C.

THE CITADEL 14, Delaware 5
THE CITADEL 5, North Carolina 3
James Madison 5, THE CITADEL 2
Delaware 7, THE CITADEL 1

1984: (1 Team, 0-2)

South II Regional, Starkville, Miss.

New Orleans 1, APPALACHIAN STATE 0
Eastern Kentucky 10, APPALACHIAN STATE 9

1985: (1 Team, 2-2)

East Regional, Columbia, S.C.

WESTERN CAROLINA 5, Old Dominion 3
LaSalle 13, WESTERN CAROLINA 12
WESTERN CAROLINA 9, St. John's 6
South Carolina 14, WESTERN CAROLINA 3

1986: (2 Teams, 0-4)

Atlantic Regional, Coral Gables, Fla.

Miami (Fla.) 10, WESTERN CAROLINA 8
Georgia Tech 8, WESTERN CAROLINA 7

Midwest Regional, Stillwater, Okla.

Stanford 11, APPALACHIAN STATE 1
Oklahoma State 23, APPALACHIAN STATE 2

1987: (1 Team, 2-2)

Midwest Regional, Starkville, Miss.

Oklahoma State 6, WESTERN CAROLINA 0
WESTERN CAROLINA 8, Mississippi State 1
WESTERN CAROLINA 8, Purdue 7
Oklahoma State 9, WESTERN CAROLINA 6

1988: (1 Team, 0-2)

South Regional, Starkville, Miss.

Mississippi State 7, WESTERN CAROLINA 4
Texas A&M 8, WESTERN CAROLINA 6

1989: (1 Team, 0-2)

South Regional, Starkville, Miss.

Mississippi State 8, WESTERN CAROLINA 0
Indiana State 10, WESTERN CAROLINA 3

1990: (1 Team, 5-2)

Atlantic Regional

THE CITADEL 11, North Carolina State 3
THE CITADEL 8, East Carolina 5
THE CITADEL 6, Miami (Fla.) 2
THE CITADEL 4, Miami (Fla.) 1

College World Series

LSU 8, THE CITADEL 2
THE CITADEL 8, Cal-State Fullerton 7 (12 inn.)
LSU 6, THE CITADEL 1

1991: (1 Team, 1-2)

East Regional

Florida 2, FURMAN 0
FURMAN 7, Ohio 2
Missouri 8, FURMAN 4

1992: (1 Team, 3-2)

South II Regional, Tallahassee, Fla.

WESTERN CAROLINA 1, Florida State 0
WESTERN CAROLINA 14, Kent State 1
WESTERN CAROLINA 5, Stanford 0
Florida State 4, WESTERN CAROLINA 3
Florida State 18, WESTERN CAROLINA 3

1993: (1 Team, 1-2)

South Regional, Baton Rouge, La.

Louisiana State 7, WESTERN CAROLINA 2
WESTERN CAROLINA 10, Miami (Fla.) 5
Kent State 8, WESTERN CAROLINA 5

1994: (2 Teams, 1-4)

East Regional, Clemson, S.C.

Notre Dame 5, THE CITADEL 1
THE CITADEL 4, Virginia Tech 3
Clemson 5, THE CITADEL 1

Midwest Regional, Knoxville, Tenn.

Tennessee 6, WESTERN CAROLINA 4
Arizona State 8, WESTERN CAROLINA 6

1995: (1 Team, 0-2)

Midwest Regional, Knoxville, Tenn.

Tennessee 5, THE CITADEL 2
Pittsburgh 12, THE CITADEL 10

1996: (1 Team, 1-2)

Atlantic Regional, Clemson, S.C.

GEORGIA SOUTHERN 6, Old Dominion 0
West Virginia 9, GEORGIA SOUTHERN 4
Tennessee 6, GEORGIA SOUTHERN 1

1997: (1 Team, 1-2)

East Regional, Tallahassee, Fla.

Auburn 11, WESTERN CAROLINA 3
WESTERN CAROLINA 8, Marist 3
South Florida 9, WESTERN CAROLINA 4

1998: (1 Team, 1-2)

East Regional, Clemson, S.C.

at #2 Clemson 12, #5 THE CITADEL 3
#5 THE CITADEL 5, #6 Fordham 1
#3 VCU 3, #5 THE CITADEL 2 (11 inn)

1999: (1 Team, 0-2)

Regional, Tallahassee, Fla.

at #1 Florida State 24, #4 THE CITADEL 6
#2 Providence 12, THE CITADEL 1

2000: (1 team, 0-2)

Regional, Atlanta, Ga.

at Georgia Tech 11, GEORGIA SOUTHERN 9
Auburn 11, GEORGIA SOUTHERN 5

2001: (2 teams, 1-4)

Regional, Columbia, S.C.

at South Carolina 16, THE CITADEL 0
Princeton 11, THE CITADEL 6

Regional, Athens, Ga.

GEORGIA SOUTHERN 4, at Georgia 3
Coastal Carolina 15, GEORGIA SOUTHERN 3
at Georgia 10, GEORGIA SOUTHERN 2

2002: (1 team, 1-2)

Regional, Clemson, S.C.

at Clemson 15, GEORGIA SOUTHERN 1
GEORGIA SOUTHERN 6, Elon 2
East Carolina 7, GEORGIA SOUTHERN 3

2003: (1 team, 2-2)

Regional, Wilson, N.C.

VCU 6, WESTERN CAROLINA 0
WESTERN CAROLINA 9, Lemoyne 5
WESTERN CAROLINA 2, VCU 0
North Carolina St. 6, WESTERN CAROLINA 4 (14)

2004: (2 teams, 3-4)

Regional, Columbia, S.C.

South Carolina 12, THE CITADEL 4
THE CITADEL 10, Coastal Carolina 1
North Carolina 3, THE CITADEL 3

Regional, Baton Rouge, La.

Southern Miss. 6, COLLEGE OF CHARLESTON 5
COLLEGE OF CHARLESTON 2, Army 1
COLLEGE OF CHARLESTON 7, Southern Miss. 3
LSU 11, COLLEGE OF CHARLESTON 3


2005: (2 teams, 1-4)

Regional, Atlanta, Ga.

Georgia Tech 5, FURMAN 4 (10)
Michigan 6, FURMAN 3

Regional, Clemson, S.C.

COLLEGE OF CHARLESTON 5, Oral Roberts 2
Clemson 6, COLLEGE OF CHARLESTON 0
Oral Roberts 6, COLLEGE OF CHARLESTON 0



Oliver Marmol (center) scored the winning run for the College of Charleston in a 5-4, 16-inning win over Notre Dame at the Lexington Regional in 2006.

2006: (2 teams, 4-4)

Regional, Lexington, Ky.

COLL OF CHARLESTON 5, Notre Dame 4 (16)
COLLEGE OF CHARLESTON 11, Ball State 0
COLLEGE OF CHARLESTON 7, at Kentucky 4

Regional, Clemson, S.C.

ELON 5, Mississippi State 4
Clemson 13, ELON 3
Mississippi State 12, ELON 3

Super Regional, Atlanta, Ga.

at Georgia Tech 5, COLLEGE OF CHARLESTON 0
at Georgia Tech 12, COLLEGE OF CHARLESTON 3

2007: (2 teams, 2-4)

Regional, Chapel Hill, N.C.

East Carolina 9, WESTERN CAROLINA 8
WESTERN CAROLINA 7, Jacksonville 0
WESTERN CAROLINA 9, East Carolina 5
at North Carolina 6, WESTERN CAROLINA 5

Regional, Columbia, S.C.

at South Carolina 9, WOFFORD 1
North Carolina State 10, WOFFORD 6

2008: (1 team, 1-2)

Regional, Cary, N.C.

UNC Wilmington 5, ELON 2
ELON 6, Mount St. Mary's 3
UNC Wilmington 15, ELON 11

2009: (2 teams, 1-4)

Regional, Atlanta, Ga.

Southern Miss 17, ELON 15
ELON 4, Georgia State 3
Georgia Tech 8, ELON 4

Regional, Fullerton, Calif.

Gonzaga 19, GEORGIA SOUTHERN 10
Utah 11, GEORGIA SOUTHERN 10

2010: (3 teams, 3-6)

Regional, Columbia, S.C.

THE CITADEL 7, Virginia Tech 2
South Carolina 9, THE CITADEL 4
Virginia Tech 4, THE CITADEL 3

Regional, Myrtle Beach, S.C.

COLLEGE OF CHARLESTON 9, N.C. State 6
COLLEGE OF CHARLESTON 16, Coastal Carolina 6
Coastal Carolina 8, COLLEGE OF CHARLESTON 7
Coastal Carolina 11, COLLEGE OF CHARLESTON 10 (10)

Regional, Atlanta, Ga.

Alabama 11, ELON 2
Mercer 13, ELON 7

OVERALL RECORD: 67-142 (.321)

1989 Players

March 12 Andy Beasley, VMI
March 19 Matt Raleigh, WCU
March 26 Gettys Glaze, CIT
April 2 Johnny McCraw, ASU
April 9 Billy Swails, CIT
April 16 Steve Hollins, ASU
April 23 Jason Nixon, MAR

1989 Pitchers

March 12 Brad Riley, ASU
March 19 Mike Clark, FUR
March 26 Paul Menhart, WCU
April 2 Matt Gore, CIT
April 9 Pete Palmer, ASU
April 16 Brad Stowell, CIT
April 23 Jeff Stevens, WCU

1990 Players

March 11 Anthony Jenkins, CIT
March 18 Grant Brittain, WCU
March 25 Johnny McCraw, ASU
April 1 Grant Brittain, WCU
April 8 Grant Brittain, WCU
April 15 Scott Waugh, ASU
April 22 Kevin Bellomo, WCU

1990 Pitchers

March 11 Richard Shirer, CIT
March 18 Tom Brodnax, FUR
March 25 Richard Shirer, CIT
April 1 Ken Britt, CIT
April 8 Richard Shirer, CIT
April 15 Jason Schafer, MAR
April 22 Johnny Meadows, ASU

1991 Players

March 10 Chris Childers, MAR
March 17 Kevin Bellomo, WCU
March 24 Todd Raleigh, WCU
March 31 Shane McComas, MAR
April 7 Rod Walker, ETSU
April 14 Johnny McCraw, ASU
April 21 Jason Rhychlick, CIT

1991 Pitchers

March 10 Bill Craig, MAR
March 17 Phillip Grundy, WCU
March 24 Dallas Rhinehart, ETSU
March 31 Brad Stowell, CIT
April 7 Ken Britt, CIT
April 14 Hank Kraft, CIT
April 21 Chris Bellomy, MAR

1992 Players

March 9 Todd Greene, GSU
March 16 Joey Cox, WCU
March 23 Jermaine Shuler, CIT
March 30 Rod Walker, ETSU
April 6 Rodney Hennon, WCU
April 13 Nathan Dunn, ETSU
April 20 Rod Walker, ETSU

1992 Pitchers

March 9 Gettys Glaze, CIT
March 16 Jim Carragher, GSU
March 23 Matt Spade, MAR
March 30 Hank Kraft, CIT
April 6 Ken Britt, CIT
April 13 Gettys Glaze, CIT
April 20 Gettys Glaze, CIT

1993 Players

Feb. 28 Phillip Grundy, WCU
March 7 Todd Greene, GSU
March 14 Chris Lemonis, CIT
March 21 Rodney Hennon, WCU
March 28 Phillip Grundy, WCU
April 3 Mike Tidick, WCU
April 10 Kurt Henzler, MAR
April 17 Clay Hall, DAV
April 24 Tim Kerns, DAV

1993 Pitchers

Feb. 28 Ron Buffington, GSU
March 7 Steve Basch, CIT
March 14 Clint Fair, GSU
March 21 Donald Morillo, CIT
March 28 Paul Thornton, GSU
April 3 Clint Fair, GSU
April 10 Mac Chapman, DAV
April 17 John Price, CIT
April 24 Jim Carragher, GSU

1994 Players

Feb. 27 Louie Napoleon, VMI
March 6 Russ Roper, FUR
March 13 Mac Chapman, DAV
March 20 Mac Chapman, DAV
March 27 Roy Hurst, WCU
April 3 Mike Hooks, ETSU
April 10 Mike Tidick, WCU
April 17 Matt Wilson, GSU
April 24 Mike Hagy, MAR

1994 Pitchers

Feb. 27 Jason Beverlin, WCU
March 6 Marc Phillips, VMI
March 13 Rick Paugh, MAR
March 20 Jason Beverlin, WCU
March 27 Jay Adams, VMI
April 3 Tim Roth, GSU
April 10 Britt Reames, CIT
April 17 Todd Anderson, ETSU
April 24 Matt Spade, MAR

1995 Players

Feb. 26 Jody Henson, WCU
March 5 Tyson Whitley, GSU
March 12 Jason Andrews, GSU
March 19 Danny Allard, ASU
March 26 Jody Henson, WCU
April 2 Brad Edwards, DAV
April 9 Bo Betchman, CIT
April 16 Adam Cross, ETSU
April 23 Dan Martz, FUR

1995 Pitchers

Feb. 26 Dale Pilgrim, WCU
March 5 William Rushing, GSU
March 12 Britt Reames, CIT
March 19 Clark Maxwell, WCU
March 26 Chris Pollard, DAV
April 2 Clark Maxwell, WCU
April 9 Brian Callahan, CIT
April 16 Mark DiFelice, WCU
April 23 Jason Crews, ASU

1996 Players

Feb. 25 Alex Tolbert, WCU
March 3 Tommy Peterman, GSU
March 10 Luke Goodwin, DAV
March 17 A.J. Polichnowski, ETSU
March 24 Curt Beerman, CIT
March 31 Nate Shepperson, VMI
April 7 Tommy Peterman, GSU
April 14 Tommy Peterman, GSU
April 21 Bo Betchman, CIT

1996 Pitchers

Feb. 25 Scott Musgrave, ASU
March 3 Jim Jordan, FUR
March 10 Jim Jordan, FUR
March 17 Clark Maxwell, WCU
March 24 Dan Stutzman, ASU
March 31 Brian Bain, WCU
April 7 Tod Lee, GSU
April 14 Brian Rogers, CIT
April 24 Brian Rogers, CIT

1997 Players

March 3 Michael Holder, GSU
March 10 Britt Phelps, ETSU
March 17 Steve Walson, GSU

March 24 Curt Beerman, CIT
March 31 Jeremy Bruce, WCU
April 7 Martin Barrow, WCU
April 14 Jerry Simmons, CIT
April 21 Tyson Whitley, GSU

1997 Pitchers

March 3 Mark DiFelice, WCU
March 10 Tod Lee, GSU
March 17 Dan Stutzman, ASU
March 24 Tom Martin, CIT
March 31 Brian Rogers, CIT
April 7 Jay Adams, VMI
April 14 Clint Sauls, GSU
April 21 Ryan Foote, FUR

1998 Players

March 9 Chuck Koone, WCU
March 16 Charles Thomas, WCU
March 23 Jerry Simmons, CIT
March 30 Jody Pollock, GSU
April 6 Terrence Smalls, CIT
April 13 Stephen Crater, ASU
April 20 Kenny Vawter, UNCG
April 27 Phillip Hartig, CIT

1998 Pitchers

March 9 Josh Spradlin, VMI
March 16 Brian Rogers, CIT
March 23 Rodney Hancock, CIT
March 30 Rhett Woehrl, UNCG
April 6 Lance Surridge, UNCG
April 13 Izzy Olvera, ETSU
April 20 Tom Martin, CIT
April 27 Brian Wiley, CIT

1999 Players

March 1 Dustin Langley, GSU
March 8 Jody Pollock, GSU
March 15 Ronny Marmol, CofC
March 22 Jesse Martin, UNCG
March 29 Rusty Swackhamer, ETSU
April 4 Brandon Eierman, ETSU
April 12 Charles Thomas, WCU
April 19 Ed Pearson, VMI
April 26 Rusty Swackhamer, ETSU
May 3 Eric Johnson, WCU
May 10 Philip Hartig, CIT
May 17 Matt Easterday, GSU

1999 Pitchers

March 1 Wes Self, DAV
March 8 Brett Lewis, GSU
March 15 Matt Baber, ETSU
March 22 Brian Wiley, CIT
March 29 Travis Parker, CofC
April 4 Dallas McPherson, CIT
April 12 Brian Wiley, CIT
April 19 Brian Wiley, CIT
April 26 Wes Self, DAV
May 3 Taft Cable, UNCG
May 10 Scott Oliver, CofC
May 17 Rodney Hancock, CIT

2000 Players

Feb. 21 Tim Frend, DAV
Feb. 28 Philip Hartig, CIT
March 6 Dallas McPherson, CIT
March 13 Jeremy Purcell, UNCG
March 20 Philip Hartig, CIT
March 27 Scott Henley, GSU
April 3 Chad Boruff, ETSU
April 10 Stewart Sloan, DAV
April 17 Matt Easterday, GSU
April 24 Philip Hartig, CIT
May 1 Scott Henley, GSU
May 8 Kevin Blocker, WOF
May 17 Chad Boruff, ETSU

2000 Pitchers

Feb. 21 Jared Burton, WCU
Feb. 28 Taft Cable, UNCG
March 6 Charles Bobo, WOF
March 13 Ryan Gordon, UNCG
March 20 Taft Cable, UNCG
March 27 David Ray, GSU
April 3 Matt Baber, ETSU
April 10 Lucas Hocker, CofC
April 17 Daniel Wheeler, GSU
April 24 Kyle Bunn, CIT
May 1 Ryan Gordon, UNCG
May 8 George Lehr, WOF
May 15 T.A. Fulmer, CIT

2001 Players

Feb. 25 Alan Beck, WCU
March 5 Shane Schumaker, UNCG
March 12 Derek Norman, FUR
March 19 Jason Randall, CIT
March 26 Matt Lauderdale, CofC
April 2 Scott Henley, GSU
April 9 Donovan Minero, WCU
April 16 Matt Herring, GSU
April 23 Jesse Martin, UNCG
April 30 Chris Catanzaro, VMI
May 7 Nathan Copeland, ETSU
May 14 Justin Maderer, FUR
May 14 Darryl Stephens, GSU

2001 Pitchers

March 5 Wes Self, DAV
March 12 Matt Rackers, CofC
March 19 Tate Osterman, WOF
March 26 Ryan Basner, WCU
April 2 Toby David, FUR
April 9 Eric Talbert, CIT
April 16 Brett Lewis, GSU
April 23 Taft Cable, UNCG
April 23 Randy Corn, CIT
April 30 Tom Mastny, FUR
May 7 Dan Foley, WCU
May 14 Scooter Michael, UNCG

2002 Players

Feb. 18 Ryan Schade, WCU
Feb. 25 Rocky Baker, GSU
March 6 Matt Herring, GSU
March 11 Tony Carbone, WOF
March 18 Ryan Galligan, UNCG
March 25 Lee Curtis, CofC
March 25 Donovan Minero, WCU
March 25 Todd Roper, WCU
March 25 Tim Frend, DAV
April 2 Donovan Minero, WCU
April 8 Jason Sarvis, UNCG
April 15 A.J. Zickgraf, GSU
April 22 Chris Downard, ASU
April 29 Chris Emond, DAV
May 6 Donovan Minero, WCU
May 13 Lee Curtis, CofC
May 20 Josh Stackley, CIT

2002 Pitchers

Feb. 18 George Lehr, WOF
Feb. 25 Ryan Gordon, UNCG
Feb. 25 Jared Comstock, GSU
March 6 Scooter Michael, UNCG
March 11 Jared Burton, WCU
March 18 Jay Metzger, UNCG
March 25 George Lehr, WOF
April 2 T.A. Fulmer, Citadel
April 8 Kyle Shipplett, ASU
April 15 Tim Frend, DAV
April 22 Scooter Michael, UNCG
April 22 Tom Mastny, FUR
April 29 Jay Metzger, UNCG
May 6 Raymond Jenkins, CIT
May 13 Tom Mastny, FUR
May 20 Dennis Dove, GSU
May 20 Culley Kline, WOF

2003 Players

Feb. 26	Jesse Cole, WOF
March 3	Jon Aughey, CIT
March 11	Chris Ard, CIT
March 17	Lee Curtis, CofC
March 24	Lee Curtis, CofC
April 1	Caleb Moore, ETSU
	Sam Navarro, DAV
April 7	Todd Buchanan, WCU
	Alan Beck, WCU
April 14	Matt Lauderdale, CofC
April 21	Rod Goldston, WCU
April 28	Brett Spivey, CofC
May 6	Alan Beck, WCU
May 13	Derek Smith, ASU
May 20	Brendan Gilligan, GSU

2003 Pitchers

Feb. 26	Patrick Griffin, FUR
March 3	Ken Egleton, CIT
March 11	Chris Mason, UNCG
March 17	Ryan Basner, WCU
March 24	Ryan Gordon, UNCG
April 1	Tom Mastny, FUR
April 7	Brett Harker, CofC
April 14	Derrick Wolpert, DAV
April 21	Reid Price, CofC
April 28	John Carroll, GSU
May 6	Scooter Michael, UNCG
May 13	Tom Mastny, FUR
May 20	David Mitchell, FUR

2004 Players

Feb. 23	Greg Dowling, GSU
March 2	Ryan Gordon, UNCG
March 10	Alex Gary, WCU
March 15	Chip Cannon, CIT
March 22	Josh Stackley, CIT
March 29	Brett Gardner, CofC
April 5	Brett Anderson, CofC
April 12	Phillip Coker, CofC
April 19	Blake Church, ETSU
April 26	Case Cassidy, FUR
May 2	Caleb Moore, ETSU
May 10	Phillip Coker, CofC
May 17	Jay Heafner, DAV
	James Payne, GSU
May 24	Andy Howdeshell, ETSU

2004 Pitchers

Feb. 23	Brian Akin, DAV
March 2	Nick Stames, UNCG
March 10	Ryan Falcon, UNCG
March 15	Zach Piccola, CofC
March 22	Matt Garner, Elon
March 29	Sam Perry, FUR
	Jarrett Santos, UNCG
April 5	Ryan Edell, CofC
April 12	Brian Harrison, GSU
April 19	Josh Lairsey, GSU
April 26	Jonathan Ellis, CIT
May 2	John Carroll, GSU
May 10	Scott Clark, ASU
May 17	Brian McCullen, WCU
May 24	Jonathan Ellis, CIT

2005 Players

Feb. 21	Brian Hastings, CofC
Feb. 28	Caleb Moore, ETSU
March 7	D.J. Wabik, CofC
March 14	Jason Hurst, GSU
March 21	Byron Barber, CofC
March 28	Brett Gardner, CofC
April 4	Jay Heafner, DAV
April 11	Evan Erickson, Elon
April 18	Caleb Moore, ETSU
April 25	Blake Church, ETSU
May 2	Andrew Musashe, DAV
May 9	A.J. Zickgraf, GSU
May 16	Chris Ard, CIT
May 23	Gary Morris, Elon

2005 Pitchers

Feb. 21	Chris Mason, UNCG
Feb. 28	Nick Chigges, CofC
March 7	Patrick Adams, Elon
March 14	Chris Mason, UNCG
	Brett Harker, CofC
March 21	Brian Caudill, ASU
March 28	Chris Mason, UNCG
April 4	Brian Barnes, WCU
April 11	Lance Cole, Elon
	Jay Heafner, DAV
April 18	Ben Hunter, FUR
April 25	Kevin Regan, Elon
May 2	Danny Meszaros, CofC
May 9	Chris Mason, UNCG
	Dustin Evans, GSU
May 16	Andy Carter, DAV
May 23	Griff Beckham, CIT
	Nick Hollstegge, FUR

2006 Players

Feb. 20	Chris Swauger, CIT
Feb. 27	Greg Dowling, GSU
March 7	Tony Maccani, FUR
March 13	Chris Price, Elon
March 20	Steven Strausbaugh, WCU
March 27	Trey McDaniel, WCU
April 3	A.J. Davidiuk, FUR
April 10	Graham Maiden, CofC
April 17	A.J. Davidiuk, FUR
April 24	Case Cassidy, FUR
May 1	Robert Rodebaugh, Elon
	Guy Welsh, UNCG
May 8	Robert Rodebaugh, Elon
May 15	Jermaine Mitchell, UNCG
May 22	Jonathan Greene, WCU

2006 Pitchers

Feb. 20	Lance Cole, Elon
Feb. 27	Jay Heafner, DAV
March 7	Nick Holstegge, FUR
March 13	Tyler Sexton, WCU
March 20	Danny Meszaros, CofC
March 27	Danny Meszaros, CofC
April 3	Steven Hensley, Elon
April 10	Steven Hensley, Elon
April 17	Chad Tilley, Elon
April 24	Everett Teaford, GSU
May 1	Patrick Currin, UNCG
May 8	Greg Holland, WCU
May 15	Nick Chigges, CofC
May 22	Justin Smith, CIT

2007 Players

Feb. 19	Zach Brown, CIT
Feb. 26	Kenny Smith, WCU
March 5	David Rubinstein, ASU
March 12	John Ingram, WCU
March 19	Matt Webb, DAV
March 26	Alex Garabedian, CofC
April 2	Barrett Shaft, WCU
April 9	Richard Jones, CIT
April 16	Chase Austin, Elon
April 23	Alex Garabedian, CofC
April 30	Mike Economos, GSU
May 7	Brandon Waring, WOF
May 14	Kenny Smith, WCU
May 21	Wes Robson, ASU

2007 Pitchers

Feb. 19	Garrett Sherrill, ASU
Feb. 26	Ben Austin, WOF
March 5	Justin Smith, CIT
March 12	Jeff Beliveau, CofC
March 19	Will Romanowicz, Elon
March 26	Jay Jackson, FUR
April 2	Ryan Falcon, UNCG
	Steven Hensley, Elon
April 9	Zach Booker, Elon
April 16	Matt Crim, CIT
April 23	Greg Holland, WCU
April 30	Chris Masters, WCU
May 7	Tyler Sexton, WCU
May 14	Nicholas Karow, FUR
May 21	Matt Klinker, FUR

2008 Players

Feb. 25	Michael Harrington, CofC
March 3	Corey Overholtzer, UNCG
March 10	Ricky Orton, UNCG
March 17	Chris Shehan, GSU
March 24	Chris Shehan, GSU
March 31	Greg Feltes, UNCG
April 7	Cory Harrilchak, Elon
April 14	Joey Rodgers, FUR
April 21	Brandon Sizemore, CofC
April 28	Ty Wright, GSU
May 5	Ricky Orton, UNCG
May 12	Michael Harrington, CofC
May 19	Jeremie Tice, CofC

2008 Pitchers

Feb. 25	Asher Wojciechowski, CIT
March 3	Jay Jackson, FUR
	Matt Reifsnider, CIT
March 10	Jimmy Reyes, Elon
March 17	Matt Crim, CIT
March 24	Chip Hunt, WOF
March 31	Chris Masters, WCU
April 7	Nick Karow, FUR
April 14	Wes Wrenn, CIT
April 21	Jay Jackson, FUR
	Chris Masters, WCU
April 28	Jesse Simpson, CofC
May 5	Chris Masters, WCU
May 12	Matt Andress, ASU
May 19	Spencer Hale, FUR

2009 Players

Feb. 23	Joash Brodin, CofC
March 2	Justin Hilt, Elon
March 9	Griffin Benedict, GSU
March 16	Richard Jones, CIT
March 23	Stephen Notaro, WCU
March 30	Mike Melillo, Elon
	Cole Rakar, CofC
April 6	Chris McGuinness, CIT
April 13	Bennett Davis, Elon
April 20	Pat Irvine, Elon
April 27	Dallas Tarleton, Elon
May 4	Matt Mansilla, CofC
May 11	Joey Bergman, CofC
May 18	A.J. Wirnsberger, GSU

2009 Pitchers

Feb. 23	Zach Garrett, CIT
March 2	Daniel Ottone, WCU
March 9	David Peterson, CofC
March 16	Jesse Simpson, CofC
March 23	Chris Masters, WCU
March 30	Drew Mahaffey, CIT
April 6	Jimmy Reyes, Elon
April 13	Corey Martin, WCU
April 20	Chris Mederos, GSU
April 27	Mike Frongello, DAV
May 4	Chris Masters, WCU
May 11	David Peterson, CofC
May 18	Matt Crim, CIT

2010 Players

Feb. 22	Corey Overholtzer, UNCG
March 1	Andrew Barna, DAV
March 8	Will Owens, FUR
March 15	David Schulze, SAM
March 22	Rob Kral, CofC
March 29	Ryan Adams, Elon
April 5	Mike Melillo, Elon
April 12	Tyler Kirkpatrick, WCU
April 19	Matt Leeds, CofC
April 26	Wes Hobson, ASU
May 3	Rob Kral, CofC
May 10	Mac Doyle, WOF
May 17	Kyle Blackburn, GSU
May 24	Justin Mackert, CIT

2010 Pitchers

Feb. 22	Asher Wojciechowski, CIT
March 1	Matt Andress, ASU
March 8	Jason Sullivan, WCU
March 15	Asher Wojciechowski, CIT
March 22	Kevin Decker, CofC
March 29	Andy Moye, GSU
April 5	Nathan Hyatt, ASU
April 12	Andy Moye, GSU
	Chris Patterson, ASU
April 19	Jimmy Reyes, Elon
April 26	Matt Talley, CIT
May 3	Matt Murray, GSU
May 10	Josh Martin, SAM
May 17	Matt Talley, CIT
May 24	Ken Ferrer, Elon



Elon's Jimmy Reyes was named Pitcher of the Week on April 19, 2010.

PLAYER AND PITCHER OF THE WEEK TOTALS

The Citadel.....	89
Western Carolina	87
Georgia Southern	65
College of Charleston	50
UNCG	41
Furman.....	34
Elon.....	29
Davidson.....	28
Appalachian State	27
East Tennessee State	26
Wofford	12
Marshall.....	11
VMI.....	9
Samford.....	2

COACHES' FIRST-TEAM SELECTIONS (UNLESS OTHERWISE NOTED)

1960

P Dick Almes, CIT
P Charlie Revere, UR
C Chuck Boone, UR
1B Dick Jones, CIT
2B Paul Popovich, WVU
SS Alan Cole, UR
3B Howard Mikytuck, CIT
OF Tom Clary, CIT
OF Joe Gedro, VMI
OF Dickie Snead, VT

1961

P Lee Melear, VT
P Tom Shafer, WVU
C Tony Carmighani, FUR
1B Dick Jones, CIT
2B Eddie Hite, VT
SS Weldon Eddins, VMI
3B Phil Chewning, FUR
OF Jerry Buchanan, CIT
OF Tom Booker, UR
OF Larry Abbott, FUR

1962

P Frank Griffith, UR
P Tom Shafer, WVU
C Gil Minor, VMI
1B Mel Rideout, UR
2B Joe Hatalla, WVU
SS Tom Stepp, WVU
3B Bill Whaley, CIT
OF Bill Pashe, GWU
OF Jim Procopio, WVU
OF Bobb Stewart, UR

1963

P Joe Jeran, WVU
P Lee Melear, VT
C Jim Procopio, WVU
1B Steve Berzansky, WVU
2B Joe Hatalla, WVU
SS Donnie White, VMI
3B Al McNamee, UR
OF Dave Blake, VT
OF Tom Green, VT
OF Bobby Stewart, UR

1964

P John Radosevich, WVU
P Percy Sesabaugh, VMI
C Don Douglas, UR
1B Steve Berzansky, WVU
2B Charles Jennings, FUR
SS Donnie White, VMI
3B Ingram Haley, FUR
OF Mike Holloran, GWU
OF Bill Marovic, WVU
OF Rick Smyre, DAV

1965

P John Radosevich, WVU
P Percy Sensabaugh, VMI
C Ron Renner, WVU
1B Phil King, FUR
2B Richie Sharff, UR
SS Jim Hyder, DAV
3B Pete Britton, UR
OF Don Hetzel, WVU
OF Mike Holloran, GWU
OF Tom Porter, CIT

1966

P Vaughn Kovach, WVU
P Jim Raynor, ECU
C Richard Narron, ECU
1B Jim Clay, WVU
2B Richie Sharff, UR
SS Frank Jenness, UR
3B Tim Hill, GWU
OF Wayne Britton, ECU
OF Mike Holloran, GWU
OF Ed Thorne, ECU

1967

P Dick Balderson, UR
P Dennis Burke, ECU
P Jerry Meadows, WVU
C Richard Narron, ECU
1B Tom Green, UR
2B Lynn Smith, ECU
SS Joe Lalli, GWU
3B Bob Beaham, WVU
OF Chuck Albertson, W&M
OF Tom Parke, WVU
OF Jim Snyder, ECU

1968

P Hank Bunnell, GWU
P Denny Taylor, WVU
C Eric Spink, GWU
1B Jerry Blackwell, CIT
2B Choppy Morris, CIT
SS Mike Ross, CIT
3B Steve Kennedy, UR
OF John Medlin, W&M
OF Gordon Slade, DAV
OF Jimmy Snyder, ECU

1969

P Tom Harrison, FUR
P Hank Bunnell, GWU
C Buster Holland, CIT
1B John Campbell, FUR
2B J.C. Hanks, VMI
3B Tim White, VMI
SS Mike Ross, CIT
3B Marvin Haley, FUR
OF Gordon Slade, DAV
OF Richie Richardson, W&M
OF Carey Anderson, ECU

1970

P Ron Hastings, ECU
P Hank Bunnell, GWU
C Stan Sneed, ECU
1B Tom Bondurant, UR
2B Dennis Vick, ECU
SS Bob Dennis, GWU
3B Jerry Wise, CIT
OF Gordon Slade, DAV
OF John Bledsoe, Citadel
OF Bubba Hooker, W&M

1971

P John Katona, FUR
P Doug Pounder, CIT
C Harold Wilkerson, DAV,
Stan Sneed, ECU
1B Tom Bondurant, UR
2B Dick Corrada, ECU
SS Reggie Dunnivant, UR
3B Jerry Wise, CIT
OF Neil Eichelberger, FUR
OF Bruce Wright, UR
OF Mike Aldridge, ECU

1972

P John Katona, FUR
P Ray Yeoman, CIT
C Paul Plunkett, CIT
1B Ron Sanders, CIT
2B MAR Owen, UR
SS Reggie Dunnivant, UR
3B Ralph Lamm, ECU
OF Les Keenan, UR
OF Jeff Steckroth, W&M
OF George Weicker, DAV

1973

P Roger Hatcher, UR
P Tommy Toms, ECU
C Bill Harris, W&M
1B Steve Anspaugh, ASU
2B MAR Owen, UR
SS Mike Ramsey, ASU
3B Frank Dziadul, ASU
OF Robbie Williams, ASU
OF Mike Hogan, ECU
OF Steve Arrington, CIT

1974

P Dave LaRussa, ECU
P Todd Brenizer, FUR
C Mark Rodgman, DAV
1B Ron Staggs, ECU
2B Ken Feaster, CIT
SS Mike Ramsey, ASU
3B Steve Becker, W&M
OF Steve Anspaugh, ASU
OF Mike Hogan, ECU
OF Charlie Talley, UR

1975

P Hank Welch, CIT
P Jeff Boteler, UR
P Joel Tew, DAV
C Mark Hodgman, DAV
1B George Weicker, DAV
2B Bob Mitchell, UR
SS Mike Ramsey, ASU
3B Steve Becker, W&M
OF Randy Howell, FUR
OF Gene Dotson, CIT
OF Paul Martin, CIT
DH Billy Weiters, CIT

1976

P Rene Martin, UR
P Chris Mensing, FUR
C John Nichols, FUR
1B Richard Weiters, CIT
2B Steve Bryant, ECU
SS Kevin Harvey, UR
3B Randy Ingram, ASU
OF Randy Howell, FUR
OF Joe Roenker, ECU
OF Paul Martin, CIT
DH Russell Lee, FUR



Matt Leeds (College of Charleston) batted .326 with 21 home runs and 88 RBIs to earn all-conference and Player of the Year honors in 2010.

1977

P Mickey Britt, ECU
P Pete Conaty, ECU
P Richard Wieters
C (tie) Kelly Lombard, VMI,
Bob Lapple, DAV,
John Rulli, MAR
1B Sonny Wooten, ECU
2B Chris Plemmons, ASU
SS Wayne Tolleson, WCU
3B Randy Ingram, ASU
OF Eddie Gates, ECU
OF Everette Smith, FUR
OF Randy Howell, FUR
OF Dave McElhaney, W&M
DH Keith Ebersole, WCU

1978

P Mike Pendleton, CIT
P Martin Rivera, CIT
C Bob Lapple, DAV
1B Ronnie Brower, ASU
2B Chris Plemmons, ASU
SS Wayne Tolleson, WCU
3B Randy Ingram, ASU
OF John Baker, UTC
OF Joey Moffitt, ASU
OF Randy Rosiek, MAR
DH Keith Ebersole, WCU

1979

P Frank Galloway, CIT
P Mike Pendleton, CIT
C Bob Lapple, DAV
1B Harry Severino, MAR
2B Bob Roma, FUR
SS Randy Ingle, ASU
3B Gary Robinette, ETSU
OF Willie Carpenter, WCU
OF Jeff Coppinger, UTC
OF John Porter, DAV
DH John Baker, UTC

1980

P Jeff Andrews, ETSU
P Mike Pendleton, CIT
C (tie) Tom Alesio, FUR
Phil Hubbard, VMI
Mel Williamson, CIT
1B Don Ingle, WCU
2B Ken Sholl, UTC
SS Dave Cardwell, ETSU
3B Gary Robinette, ETSU
OF Willie Carpenter, WCU
OF John Porter, DAV
OF (tie) Joey Moffitt, ASU
Bryan Snyder, ETSU
DH Greg Hill, MAR

1981

P Jeff Barkley, CIT
P Mike Sullivan, MAR
C (tie) Philip Gordon, DAV
Greg Hill, MAR
1B John Barlowe, ASU
2B Tom Sams, ASU
SS Mike Knox, CIT
3B Chris Hust, ETSU
OF Mel Kinsey, WCU
OF Tony Martin, ETSU
OF Bryan Snyder, ETSU
DH Robbie Peele, ASU

1982

P Kirk Bailey, ASU
P Jeff Barkley, CIT
C Phil Hubbard, VMI
2B B.J. Hinson, ETSU
SS Mike Knox, CIT
3B Todd Sager, MAR
OF Wayne Dannenberg, ETSU
OF Terry Smith, FUR
OF Marcus Velazquez, ETSU
DH Pete Camelo, ASU

1983

P Bryan Augsburg, VMI
P Mike Cherry, CIT
C Greg Johnson, WCU
1B Charlie Fonville, WCU
2B Mike Nipper, ETSU
SS Greg Hill, MAR
3B Todd Sager, MAR
OF David Hill, WCU
OF Tony Martin, ETSU
OF Robbie Peele, ASU
DH Alan Hurt, CIT

1984

P Scott Gay, WCU
P Pete Hardee, ASU
C Rock Hurst, FUR
1B Charlie Fonville, WCU
2B Jamie Harris, ASU
SS Tim Jones, CIT
3B Todd Sager, MAR
OF Lee Glaze, CIT
OF Fred Hailey, WCU
OF Tony Welborn, ASU
DH Kent Alexander, ASU

1985

North Division

P Rich Bosley, ASU
P J.D. McKinney, MAR
C Brad Long, ASU
1B Greg Weddle, VMI
2B Marc Hodges, ASU
SS Chris Finwood, VMI
3B Lawrence Sluder, ASU
OF Chip Cook, MAR
OF Terry Thompson, MAR
OF Tony Welborn, ASU
DH Lee James, ASU

South Division

P Scott Gay, WCU
P Mike Monte, CIT
C Rock Hurst, FUR
1B David Hyatt, WCU
2B Keith Helfant, DAV
SS Tim Jones, CIT
3B David Turgeon, DAV
OF Mike Carson, WCU
OF Fred Hailey, WCU
OF Bill Masse, DAV
DH Skip Nelloms, WCU

1986

North Division

P Kevin Simmons, ASU
P Len Stratton, ASU
C Brad Long, ASU
1B Greg Weddle, VMI
2B Gary Sibyan, VMI
SS Scott Church, ETSU
3B Jeff Barr, ETSU
OF Andre Crawford, ASU
OF Billy Patton, ETSU
OF Ed Dubiel, ASU
DH Mike Rambo, ETSU

South Division

P Steve Condon, DAV
P Mike Monte, CIT
C Dan Simonds, DAV
1B Rick Hardwick, CIT
2B Keith Helfant, DAV
SS Alan Lewis, DAV
3B David Turgeon, DAV
OF Mike Carson, WCU
OF Lee Glaze, CIT
OF Fred Hailey, WCU
DH Pat Riley, WCU

1987

North Division

P Mike Prince, ETSU
P Len Stratton, ASU
C Brad Long, ASU
1B Tommy Green, ASU
2B Gary Sibyan, VMI
SS Chris Finwood, VMI
3B Lawrence Sluder, ASU
OF Ed Dubiel, ASU
OF Will Edwards, ETSU
OF Rob Morrison, MAR
DH Ben Walker, VMI

South Division

P Steve Condon, DAV
P Stewart Keyes, WCU
C Dan Simonds, DAV
1B Bob Thomas, FUR
2B Billy Swails, CIT
SS Alan Lewis, DAV
3B David Turgeon, DAV
OF Fred Hailey, WCU
OF Bill Masse, DAV
OF Skip Nelloms, WCU
DH Clint Fairey, WCU

1988

North Division

P Stacey Schneider, ASU
P Rick Tuttle, ASU
C Andy Beasley, VMI
1B Tommy Green, ASU
2B Gary Sibyan, VMI
SS Chris Finwood, VMI
3B Jeff Morgan, ETSU
OF Will Edwards, ETSU
OF Steve Meredith, ETSU
OF Keith Nail, ASU
DH Darron Healey, ASU

South Division

P Paul Menhart, WCU
P Greg Wilcox, DAV
C Kevin Vickery, CIT
1B Clint Fairey, WCU
2B Billy Swails, CIT
SS Danny Greene, FUR
3B Tom Malchesky, WCU
OF Keith LeClair, WCU
OF Skip Nelloms, WCU
OF Roy Vilardi, DAV
DH Billy Baker, CIT

1989

P (tie) Matt Gore, CIT
Pete Palmer, ASU
C Brent Williams, FUR
1B Clint Fairey, WCU
2B Billy Swails, CIT
SS Steve Hollins, ASU
3B Gary Chandler, ASU
OF Garrett Hinshaw, ASU
OF Jason Nixon, MAR
OF (tie) John Parrott, VMI
Scott Waugh, ASU
DH (tie) Gettys Glaze, CIT
Mark Poarch, WCU

1990

P Ken Britt, CIT
P Mike Montgomery, ETSU
C Andy Beasley, VMI
1B MAR Simpson, VMI
2B Grant Brittain, WCU
SS Dave Piepenbrink, MAR
3B Matt Raleigh, WCU
OF Anthony Jenkins, CIT
OF Jimbo Thornton, ETSU
OF Scott Waugh, ASU
DH Billy Baker, CIT

1991

P (tie) Will Ertel, FUR
Phillip Grundy, WCU
C (tie) Todd Raleigh, WCU
Brent Williams, FUR
1B Rodney Tesh, WCU
2B Dan McDonnell, CIT
SS Phillip Tobin, CIT
3B Matt Raleigh, WCU
OF Kevin Bellomo, WCU
OF Craig McLaughlin, FUR
OF Scott Waugh, ASU
DH Gettys Glaze, CIT

1992

P Gettys Glaze, CIT
P Dallas Rinehart, ETSU
C Randy DeBruhl, ASU
1B Rod Walker, ETSU
2B Doug Eder, GSU
SS Matt Raleigh, WCU
3B Kevin Hallman, GSU
OF Todd Greene, GSU
OF Vic Correll, CIT
OF Joey Cox, WCU
DH Willando Ficklin, GSU

1993

P Paul Thornton, GSU
P Jason Beverlin, WCU
C Brett Boretti, DAV
1B Chris Lemonis, CIT
2B Rodney Hennon, WCU
SS Rick Bender, DAV
3B Kevin Hallman, GSU
OF Todd Greene, GSU
OF Scott Lyman, WCU
OF Dallas Monday, ETSU
DH Phillip Grundy, WCU

1994

P Jason Beverlin, WCU
P William Rushing, GSU
C Brett Boretti, DAV
1B Clay Hall, DAV
2B Matt Wilson, GSU
SS Wade Evans, ETSU
3B Kevin Hallman, GSU
OF Mike Tidick, WCU
OF Will Shellman, ASU
OF Jazz Freitas, DAV
DH David Young, ASU

1995

P William Rushing, GSU
P Britt Reames, CIT
C Steve Wilson, GSU
1B Alex Tolbert, WCU
2B Adam Cross, ETSU
SS David Groseclose, VMI
3B Eric Whitson, WCU
OF Garrick Haltiwanger, CIT
OF Jody Henson, WCU
OF Ryan Glynn, VMI
DH Shane Owenby, ASU

1996

P Julio Ayala, GSU
P Tod Lee, GSU
C Scott Garrett, ASU
1B Tommy Peterman, GSU
2B Chris Rodriguez, ASU
SS Bradley James, ETSU
3B Bo Betchman, CIT
OF Garrick Haltiwanger, CIT
OF Antoine Moran, GSU
OF Mark Hamlin, GSU
DH Scott Musgrave, ASU

1997

P Tod Lee, GSU
P Brian Rogers, CIT
C Michael Holder, GSU
1B Alex Tolbert, WCU
2B Bo Betchman, CIT
SS Terrance Smalls, CIT
3B A.J. Polichnowski, ETSU
OF Jerry Simmons, CIT
OF Martin Barrow, WCU
OF Kenny Osborne, ASU
DH Britt Phelps, ETSU

1998

First Team
P Mark DiFelice, WCU
P Lee Long, WOF
RP Tom Martin, CIT
C Stephen Crater, ASU
1B Philip Hartig, CIT
2B Dominic Pattie, UNCG
SS Chris Moore, WCU
3B Mike Berrier, ASU
OF Martin Barrow, WCU
OF Kenny Vawter, UNCG
OF Linwood Davis, UNCG
DH Mike DeSimone, DAV

Second Team

P Brian Rogers, CIT
P Corey McDonald, UNCG
RP Jason Parson, UNCG
C Frankie Ward, WCU
1B Jim Morrill, FUR
2B Jody Pollock, GSU
SS Terrence Smalls, CIT
3B Aaron Haigler, CIT
OF Jerry Simmons, CIT
OF Rusty Swackhamer, ETSU
OF Jeremy Purcell, UNCG
DH Brandon Eierman, ETSU

1999

First Team
P Brian Wiley, CIT
P Lucas Hocker, CofC
RP Jay Morgan, CIT
C Ronny Marmol, CofC
1B Philip Hartig, CIT
2B Billy Colome, CofC
SS Chris Moore, WCU
3B Eric Walker, VMI
OF Charles Thomas, WCU
OF Brandon Eierman, ETSU
OF Eric Johnson, WCU
DH Scott Thompkins, VMI

Second Team

P Rodney Hancock, CIT
P Matt Baber, ETSU
RP Brett Davey, CofC
C Ed Sparks, ETSU
1B Steve Harris, WCU
2B Jody Pollock, GSU
SS Travis Blevins, ETSU
3B Joey Foxhall, CofC
OF Travis Howell, CofC
OF Rusty Swackhamer, ETSU
OF Chris Morris, CIT
DH Tommy John, FUR

2000

First Team
P David Ray, GSU
P Ryan Gordon, UNCG
RP Ian Ostlund, VMI
C Ed Sparks, ETSU
1B Philip Hartig, CIT
2B Matt Easterday, GSU
SS Wes Timmons, ASU
3B (tie) Carlos Love, GSU
Eric Walker, VMI
OF Jeremy Purcell, UNCG
OF Chris Morris, CIT
OF Tim Frend, DAV
DH Dallas McPherson, CIT

Second Team

P Ron Colvard, CIT
P Matt Baber, ETSU
RP Taft Cable, UNCG
C Mike Goldman, VMI
1B Chris Behne, ASU
2B (Tie) Shane Schumaker, UNCG
& Tavy Smalls, CIT
SS Ben Brown, DAV
3B Cassidy Lundin, DAV
OF Charles Thomas, WCU
OF John Durik, GSU
OF Jeff Smith, UNCG
DH Steve Johnson, VMI

2001

First Team
P Eric Talbert, CIT
P Brett Lewis, GSU
RP Randy Corn, CIT
C (tie) Matt Lauderdale, CofC
James Marino, DAV
1B Philip Hartig, CIT
2B Shane Schumaker, UNCG
SS Wes Timmons, ASU
3B Dallas McPherson, CIT
OF Nathan Copeland, ETSU
OF Donovan Minero, WCU
OF Alan Beck, WCU
DH Scott Henley, GSU

Second Team

P Toby David, FUR
P Taft Cable, UNCG
RP Andy Hutchings, CofC
C Justin Maderer, FUR
1B Andy Baxter, ETSU
2B Adam Etherington, FUR
SS Jemel Spearman, GSU
3B Derek Norman, FUR
OF Matt Herring, GSU
OF Darryl Stephens, GSU
OF Tim Frend, DAV
OF Chris Walker, GSU
DH Billy Ryan, DAV

2002 Coaches

First Team
P Scooter Michael, UNCG
P Ryan Johnson, CofC
RP Randy Corn, CIT
C Matt Lauderdale, CofC
1B Todd Buchanan, WCU
2B Jason Sarvis, UNCG
SS Ryan Schade, WCU
3B Lee Curtis, CofC
OF Brett Spivey, CofC
OF Donovan Minero, WCU
OF Matt Herring, GSU
DH Ryan Gordon, UNCG

Second Team

P Reid Casey, ETSU
P Matt Hamer, CIT
RP George Lehr, WOF
C Brendan Gilligan, GSU
1B Dominic Franke, FUR
2B Chad Hall, GSU
SS Jemel Spearman, GSU
3B Matt Lein, WOF
OF Tim Frend, DAV
OF Alan Beck, WCU
OF Chris Walker, GSU
DH Chris Davis, WCU

2002 Media

First Team
P Scooter Michael, UNCG
P Ryan Johnson, CofC
RP Randy Corn, CIT
C Matt Lauderdale, CofC
1B Todd Buchanan, WCU
2B Jason Sarvis, UNCG
SS Ryan Schade, WCU
3B Lee Curtis, CofC
OF Brett Spivey, CofC
OF Donovan Minero, WCU
OF Matt Herring, GSU
DH Ryan Gordon, UNCG



Appalachian State closer Chris Patterson was a first-team All-SoCon selection after leading the conference with 13 saves in 2010.

Second Team

P T.A. Fulmer, CIT
P Jeff Stovall, FUR
RP George Lehr, WOF
C Brendan Gilligan, GSU
1B Chip Cannon, CIT
2B Chad Hall, GSU
SS Tony Carbone, WOF
3B Matt Lein, WOF
OF Tim Frend, DAV
OF Strat Stavrou, WOF
OF Alan Beck, WCU
DH Chris Davis, WCU

2003 Coaches

First Team

P Tom Mastny, FUR
P Jarrett Santos, UNCG
RP David Mitchell, FUR
C Matt Lauderdale, CoFC
1B Chip Cannon, CIT
2B Lee Curtis, CoFC
SS Andy Howdeshell, ETSU
3B Chris Ard, CIT
OF Alan Beck, WCU
OF Rod Goldston, WCU
OF Brendan Gilligan, GSU
DH Ryan Gordon, UNCG

Second Team

P Derrick Hawk, WCU
P Dennis Dove, GSU
RP Matt Hamer, CIT
C Derek Norman, FUR
1B Todd Buchanan, WCU
2B Jason Sarvis, UNCG
SS Wayne Kilmer, WCU
3B Carlos Love, GSU
OF Brett Spivey, CoFC
OF Sam Navarro, DAV
OF Brook Dantzler, CIT
DH Grant Burruss, GSU

2003 Media

First Team

P Tom Mastny, FUR
P Derrick Hawk, WCU
RP David Mitchell, FUR
C Matt Lauderdale, CoFC
1B Chip Cannon, CIT
2B Lee Curtis, CoFC
SS Andy Howdeshell, ETSU
3B Chris Ard, CIT
OF Alan Beck, WCU
OF Rod Goldston, WCU
OF Brett Spivey, CoFC
DH Ryan Gordon, UNCG

Second Team

P Jarrett Santos, UNCG
P Ryan Basner, WCU
RP Matt Hamer, CIT
C Derek Norman, FUR
1B Todd Buchanan, WCU
2B Jason Sarvis, UNCG
SS Wayne Kilmer, WCU
3B Carlos Love, GSU
OF Brook Dantzler, CIT
OF Brendan Gilligan, GSU
OF Brian Casey, WOF
DH Grant Burruss, GSU

2004 Coaches

First Team

P Ryan Johnson, CoFC
P Jonathan Ellis, CIT
RP Brett Harker, CoFC
C Caleb Moore, ETSU
1B Chip Cannon, CIT
2B Gary Morris, Elon
SS Andy Howdeshell, ETSU
3B Jess Easterling, CoFC
OF Byron Barber, CoFC
OF Brett Gardner, CoFC
OF Brandon Long, GSU
DH Grant Burruss, GSU

Second Team

P Brian Akin, DAV
P John Carroll, GSU
RP Jarrett Santos, UNCG
C Drew Davis, Elon
1B Brett Anderson, CoFC
1B Greg Dowling, GSU
2B Chris Campbell, CoFC
SS Tony Carbone, WOF
3B Danny Valencia, UNCG
OF Ryan Gordon, UNCG
OF Phillip Coker, CoFC
OF Grant Rembert, Elon
DH David Dufour, WOF

2004 Media

First Team

P Ryan Johnson, CoFC
P Jonathan Ellis, CIT
RP Brett Harker, CoFC
C Caleb Moore, ETSU
1B Chip Cannon, CIT
2B Gary Morris, Elon
SS Andy Howdeshell, ETSU
3B Jess Easterling, CoFC
OF Byron Barber, CoFC
OF Brett Gardner, CoFC
OF Brandon Long, GSU
DH Grant Burruss, GSU

Second Team

P Brian Akin, DAV
P Reid Price, CoFC
RP Jay Heafner, DAV
C Alex Entrekina, DAV
C Matt Kirkpatrick, CoFC
1B Brett Anderson, CoFC
2B Chris Campbell, CoFC
SS Eli Benefield, DAV
3B Danny Valencia, UNCG
OF James Payne, GSU
OF Josh Stackley, CIT
OF Grant Rembert, Elon
DH Chris Price, Elon

2005 Coaches

First Team

P Chris Mason, UNCG
P Everett Teaford, GSU
RP Brett Harker, CoFC
C Caleb Moore, ETSU
1B D.J. Wabick, CoFC
2B Chris Campbell, CoFC
SS Chuck Hargis, ETSU
3B Jay Heafner, DAV
OF Brett Gardner, CoFC
OF Jason Hurst, GSU
OF (tie) James Payne, GSU,
Philip Coker, CoFC
DH (tie) Blake Church, ETSU
Brett Anderson, CoFC

Second Team

P Danny Gemma, CoFC
P Jeremy Hall, ETSU
RP Caleb Moore, ETSU
C Alex Entrekina, DAV
1B Evan Erickson, Elon
2B Nick Crowe, ETSU
SS A.J. Davidiuk, FUR
3B Logan Phillips, GSU
OF Steven Strausbaugh, WCU
OF Chris Price, Elon
OF Shane Byrne, ETSU
DH Taylor Shoop, DAV

2005 Media

First Team

P Danny Gemma, CoFC
P Chris Mason, UNCG
RP Brett Harker, CoFC
C Caleb Moore, ETSU
1B D.J. Wabick, CoFC
2B Chris Campbell, CoFC
SS Chuck Hargis, ETSU
3B Jay Heafner, DAV
OF Brett Gardner, CoFC
OF Jason Hurst, GSU
OF Shane Byrne, ETSU
DH Brett Anderson, CoFC

Second Team

P Reid Price, CoFC
P Everett Teaford, GSU
RP Caleb Moore, ETSU
C Alex Entrekina, DAV
1B Evan Erickson, Elon
2B Nick Crowe, ETSU
SS Brad Peisel, ASU
3B Logan Phillips, GSU
OF Chris Price, Elon
OF Phillip Coker, CoFC
OF James Payne, GSU
DH Blake Church, ETSU

2006 Coaches

First Team

P Nick Chiggies, CoFC
P Everett Teaford, GSU
RP Josh McLaughlin, CoFC
C Tony Maccani, FUR
1B Greg Dowling, GSU
2B Ronnie Shore, DAV
SS A.J. Davidiuk, FUR
3B Jonathan Greene, WCU
OF Chris Swauger, CIT
OF Chris Price, Elon
OF (tie) Jermaine Mitchell, UNCG
Steven Strausbaugh, WCU
DH Robert Rodebaugh, Elon

Second Team

P Danny Meszaros, CoFC
P Matt Chastain, Elon
RP Patrick Currin, UNCG
C Blake Murphy, WCU
1B Case Cassidy, FUR
2B Chris Campbell, CoFC
SS Jay Heafner, DAV
3B Jess Easterling, CoFC
OF Philip Coker, CoFC
OF Grant Rembert, Elon
OF Gregory Zage, DAV
DH Sonny Meade, CIT

2006 Media

First Team

P Nick Chiggies, CoFC
P Everett Teaford, GSU
RP Josh McLaughlin, CoFC
C Tony Maccani, FUR
1B Greg Dowling, GSU
2B Ronnie Shore, DAV
SS A.J. Davidiuk, FUR
3B Jess Easterling, CoFC
OF Chris Price, Elon
OF Jermaine Mitchell, UNCG
OF Steven Strausbaugh, WCU
DH Robert Rodebaugh, Elon

Second Team

P Danny Meszaros, CoFC
P Matt Chastain, Elon
RP Chad Tilley, Elon
C Blake Murphy, WCU
1B Case Cassidy, FUR
2B Chris Campbell, CoFC
SS Jay Heafner, DAV
3B Jonathan Greene, WCU
OF Chris Swauger, CIT
OF Philip Coker, CoFC
OF Grant Rembert, Elon
DH Rob Wilson, DAV

**2007
Coaches***First Team*

P Nick Chigges, CoFC
 P Drew Saberhagen, WCU
 RP Greg Holland, WCU
 C Blake Murphy, WCU
 1B Zach Brown, CIT
 2B Kenny Smith, WCU
 SS Oliver Marmol, CoFC
 3B Brandon Waring, WOF
 OF Michael Harrington, CoFC
 OF Barrett Shaft, DAV
 OF David Rubinstein, ASU
 DH Rob Wilson, DAV

Second Team

SP Steven Hensley, Elon
 SP Ryan Falcon, UNCG
 RP A.J. Battisto, GSU
 C Alex Garabedian, CoFC
 1B Graham Maiden, CoFC
 2B Chris Campbell, CoFC
 3B Ben Lasater, CoFC
 SS Jason Altenhof, ASU
 OF Chris Swauger, CIT
 OF Steven Strausbaugh, WCU
 OF Sonny Meade, CIT
 DH Richard Jones, CIT

**2007
Media***First Team*

SP Nick Chigges, CoFC
 SP Drew Saberhagen, WCU
 RP Greg Holland, WCU
 C Blake Murphy, WCU
 1B Zach Brown, CIT
 2B Kenny Smith, WCU
 SS Oliver Marmol, CoFC
 3B Brandon Waring, WOF
 OF Jonathan Greene, WCU
 OF Michael Harrington, CoFC
 OF David Rubinstein, ASU
 DH Richard Jones, CIT

Second Team

SP Steven Hensley, Elon
 SP Ryan Falcon, UNCG
 RP Matt Webb, DAV
 C Alex Garabedian, CoFC
 1B John Ingram, WCU
 2B Chris Campbell, CoFC
 SS Mike Gilmartin, WOF
 3B Ben Lasater, CoFC
 OF Steven Strausbaugh, WCU
 OF Mike Economos, GSU
 OF Patrick Irvine, Elon
 DH Rob Wilson, DAV

**2008
Coaches***First Team*

P Jay Jackson, FUR
 P Steven Hensley, Elon
 RP Thomas Girdwood, Elon
 C Blake Murphy, WCU
 1B Michael Harrington, CoFC
 2B Brandon Sizemore, CoFC
 SS Jason Altenhof, ASU
 3B Jeremie Tice, CoFC
 OF Chris Shehan, GSU
 OF Cory Harrilchak, Elon
 OF Chris Swauger, CIT
 DH Ty Wright, GSU

Second Team

P Greg Martin, UNCG
 P Matt Address, ASU
 RP Nick Karow, FUR
 C Griffin Benedict, GSU
 1B Ricky Orton, UNCG
 2B Nick Liles, WCU
 SS Michael Gilmartin, WOF
 3B AJ Wirnsberger, GSU
 OF Sonny Meade, CIT
 OF David Rubinstein, ASU
 OF David Richardson, GSU
 OF Gabe Marchant, COFC
 DH Reese Wade, FUR

**2008
Media***First Team*

SP Steven Hensley, Elon
 SP Jay Jackson, FUR
 RP Tom Girdwood, Elon
 C Blake Murphy, WCU
 1B Michael Harrington, CoFC
 2B Brandon Sizemore, CoFC
 SS Jason Altenhof, ASU
 3B Jeremie Tice, CoFC
 OF Chris Shehan, GSU
 OF Cory Harrilchak, Elon
 OF Sonny Meade, CIT
 DH Ty Wright, GSU

Second Team

SP Mike Tavernier, WCU
 SP Drew Murray, GSU
 RP Nick Karow, FUR
 C Dallas Tarleton, Elon
 1B Ricky Orton, UNCG
 2B Nick Liles, WCU
 SS Mike Hentz, CoFC
 3B Bennett Davis, Elon
 OF Chris Swauger, CIT
 OF David Rubinstein, ASU
 OF Gabe Marchant, CoFC
 DH Reese Wade, FUR

**2009
Coaches***First Team*

P Wes Wrenn, CIT
 P Chris Mederos, GSU
 RP Zach Quate, ASU
 RP Thomas Girdwood, Elon
 C Richard Jones, CIT
 1B Chris McGuiness, CIT
 2B Brandon Sizemore, CoFC
 SS Brent Greer, WCU
 3B Joey Bergman, CoFC
 OF Sonny Meade, CIT
 OF Pat Irvine, Elon
 OF Cory Harrilchak, Elon
 DH Ryan Daniels, CoFC

Second Team

P Jesse Simpson, CoFC
 P Jimmy Reyes, Elon
 RP Drew Mahaffey, CIT
 C Griffin Benedict, GSU
 1B Joash Brodin, CoFC
 2B Wes Hobson, ASU
 SS Michael Gilmartin, WOF
 3B Chase Austin, Elon
 OF Matt Mansilla, CoFC
 OF Clay McCord, CoFC
 OF Rand Smith, ASU
 DH Danny Weiss, DAV

**2009
Media***First Team*

P Wes Wrenn, CIT
 P Chris Mederos, GSU
 RP Zach Quate, ASU
 C Griffin Benedict, GSU
 1B Chris McGuiness, CIT
 2B Brandon Sizemore, CoFC
 SS Brent Greer, WCU
 3B Joey Bergman, CoFC
 OF Pat Irvine, Elon
 OF Sonny Meade, CIT
 OF Matt Mansilla, CoFC
 DH Ryan Daniels, CoFC

Second Team

P Jesse Simpson, CoFC
 P Jimmy Reyes, Elon
 RP Thomas Girdwood, Elon
 C Richard Jones, CIT
 1B Joash Brodin, CoFC
 2B Wes Hobson, ASU
 SS Michael Gilmartin, WOF
 3B Isaac Harrow, ASU
 OF Cory Harrilchak, Elon
 OF Clay McCord, CoFC
 OF Rand Smith, ASU
 DH Danny Weiss, DAV

**2010
Coaches***First Team*

SP Asher Wojciechowski, CIT
 SP Jimmy Reyes, Elon
 RP Chris Patterson, ASU
 C Mike Melillo, Elon
 1B Kyle Blackburn, GSU
 2B Wes Hobson, ASU
 SS Neal Pritchard, Elon
 3B Matt Leeds, CoFC
 OF Cole Rakar, CoFC
 OF David Schulze, SAM
 OF Jose Rodriguez, CoFC
 DH Mac Doyle, WOF

Second Team

SP Matt Benedict, WCU
 SP Kevin Decker, CoFC
 RP Lex Rutledge, SAM
 C Rob Kral, CoFC
 1B Greg Blake, CoFC
 2B Bryan Altman, CIT
 SS Eric Phillips, GSU
 3B Kyle Behrendt, WOF
 OF Shawn Payne, GSU
 OF Matt Hinson, Elon
 OF Nick Orvin, CIT
 OF Wayne Miller, SAM
 DH Jerod Faggart, ASU

**2010
Media***First Team*

SP Asher Wojciechowski, CIT
 SP Jimmy Reyes, Elon
 RP Chris Patterson, ASU
 C Rob Kral, CoFC
 1B Kyle Blackburn, GSU
 2B Wes Hobson, ASU
 SS Neal Pritchard, Elon
 3B Matt Leeds, CoFC
 OF David Schulze, SAM
 OF Cole Rakar, CoFC
 OF Jose Rodriguez, CoFC
 DH Mac Doyle, WOF

Second Team

SP Kevin Decker, CoFC
 SP Matt Benedict, WCU
 RP Lex Rutledge, SAM
 C Mike Melillo, Elon
 1B Greg Blake, CoFC
 2B Bryan Altman, CIT
 SS Eric Phillips, GSU
 3B Kyle Behrendt, WOF
 OF Matt Hinson, Elon
 OF Shawn Payne, GSU
 OF Trevor Collias, WCU
 DH Jerod Faggart, ASU



Samford outfielder David Schulze became the Bulldogs' first-ever first-team All-SoCon selection in 2010 after batting .377 with 12 home runs and 56 RBIs.

1990

- P Richard Shirer, The Citadel
- C Gettys Glaze, The Citadel
- 1B Brad Niethammer, Appalachian State
- 2B Grant Brittain, Western Carolina
- SS Dave Piepenbrink, Marshall
- 3B Doug Jones, Appalachian State
- OF Billy Baker, The Citadel (MVP)
- OF Chris Stone, Furman
- OF Rodney Tesh, Western Carolina
- DH Mike Hilton, Western Carolina

1991

- P Jack Kimel, Western Carolina
- C Brent Williams, Furman (MVP)
- 1B Rodney Tesh, Western Carolina
- 2B John Key, Appalachian State
- SS Nathan Dunn, East Tennessee State
- 3B Matt Raleigh, Western Carolina
- OF Kevin Bellomo, Western Carolina
- OF Joey Cox, Western Carolina
- OF Scott Waugh, Appalachian State
- DH Dallas Rhinehart, East Tennessee State

1992

- P Jim Carragher, Georgia Southern
- C Mike Darnell, Georgia Southern
- 1B Bryan Wiggins, Georgia Southern
- 2B Doug Eder, Georgia Southern
- SS Chris Petersen, Georgia Southern
- 3B Eric Whitson, Western Carolina
- OF Joey Cox, Western Carolina (MVP)
- OF Scott Lyman, Western Carolina
- OF Mike Miller, Georgia Southern
- DH Gettys Glaze, The Citadel

1993

- P Jason Beverlin, Western Carolina
- C Roy Hurst, Western Carolina
- 1B Chris Lemonis, The Citadel
- 2B Matt Wilson, Georgia Southern
- SS David Groseclose, VMI
- 3B Louie Napoleon, VMI
- OF Rob Doherty, Western Carolina
- OF Dale Sistare, The Citadel
- OF Mike Tidick, Western Carolina
- DH Phillip Grundy, Western Carolina (MVP)

1994

- P Britt Reames, The Citadel
- C Brett Boretti, Davidson
- 1B Marc Striker, Western Carolina
- 2B John Connolly, Western Carolina
- SS Jermaine Shuler, The Citadel (MVP)
- 3B Bo Betchman, The Citadel
- OF Garrick Haltiwanger, The Citadel
- OF Mike Tidick, Western Carolina
- OF Louie Napoleon, VMI
- DH Donald Morillo, The Citadel

1995

- P Britt Reames, The Citadel
- C James Lyons, East Tennessee State
- 1B Tommy Peterman, Georgia Southern
- 2B David Beckley, The Citadel
- SS Tyson Whitley, Georgia Southern
- 3B Eric Whitson, Western Carolina
- OF Len Hart, East Tennessee State
- OF Dale Sistare, The Citadel
- OF Garrick Haltiwanger, The Citadel
- DH Ryan Glynn, VMI
- P Donald Morillo, The Citadel (MVP)

1996

- P Clint Sauls, Georgia Southern
- C Steve Wilson, Georgia Southern
- 1B Nate Shepperson, VMI
- 2B Donnie Coe, Georgia Southern
- SS Terrance Smalls, The Citadel
- 3B Bo Betchman, The Citadel
- OF Jon Placko, Furman
- OF Mark Hamlin, Georgia Southern (MVP)
- OF Antoine Moran, Georgia Southern
- DH Britt Phelps, East Tennessee State

1997

- P David Noyce, Furman
- C J.P. Burwell, Western Carolina (MVP)
- 1B Ryan Butler, The Citadel
- 2B Jeff Szikszai, Western Carolina
- SS Eric Boehmer, Furman
- 3B Dan Martz, Furman
- OF Rodney Hancock, The Citadel
- OF Jody Wade, Furman
- OF Brandon Holler, Furman
- DH Tyson Whitley, Georgia Southern

1998

- P Brian Rogers, The Citadel (MVP)
- C Jay Morgan, The Citadel
- 1B Philip Hartig, The Citadel
- 2B Dominic Pattie, UNCG
- SS Terrence Smalls, The Citadel
- 3B Aaron Haigler, The Citadel
- OF Kevin Durham, The Citadel
- OF Eric Johnson, Western Carolina
- OF Kenny Vawter, UNCG
- DH Lance Surridge, UNCG

1999

- P Rodney Hancock, The Citadel (MVP)
- C Ronny Marmol, College of Charleston
- 1B Philip Hartig, The Citadel
- 2B Tavy Smalls, The Citadel
- SS Michael Harris, The Citadel
- 3B Charlie Wands, Western Carolina
- OF Eric Johnson, Western Carolina
- OF Rusty Swackhamer, East Tennessee State
- OF Josh Edgeworth, College of Charleston
- DH Morgan Frazier, Western Carolina

2000

- P Corey Etheridge, Furman
- C Ed Sparks, East Tennessee State
- 1B Chris Behne, Appalachian State
- 2B Matt Easterday, Georgia Southern (MVP)
- SS Danny Rueckel, Furman
- 3B Cole Hubka, Furman
- OF J.R. Revere, Georgia Southern
- OF Clint Hill, Furman
- OF Josh Edgeworth, College of Charleston
- DH Ryan Presnell, Furman

2001

- P Ted Toler, UNCG
- C Randy Corn, The Citadel (MVP)
- Brendon Gilligan, Georgia Southern
- 1B Andy Baxter, East Tennessee State
- 2B Shane Schumaker, UNCG
- SS Jewel Spearman, Georgia Southern
- 3B Dallas McPherson, The Citadel
- OF Jasha Balcom, College of Charleston
- OF Nathan Copeland, East Tennessee State
- OF Brook Dantzler, The Citadel
- OF Chris Cook, UNCG
- DH Chris Mittendorf, UNCG

2002

- P Brett Lewis, Georgia Southern (MVP)
- C Matt Lauderdale, College of Charleston
- 1B Carlos Love, Georgia Southern
- 2B Jack Arroyo, College of Charleston
- SS Jewel Spearman, Georgia Southern
- 3B Lee Curtis, College of Charleston
- OF Craig Caudill, Furman
- OF J.R. Revere, Georgia Southern
- OF Kirk Strebin, UNCG
- OF Brett Anderson, College of Charleston
- OF Matt Herring, Georgia Southern
- DH Coogie Freedman, Furman

2003

- P Ryan Basner, Western Carolina
- C A.J. Zickgraf, Georgia Southern
- 1B Jon Wade, VMI
- 2B Brandon Burnsed, Georgia Southern
- SS Lee Curtis, College of Charleston
- 3B Chris Davis, Western Carolina
- OF Ryan Gordon, UNCG
- OF Brandon Long, Georgia Southern
- OF Matt Nelson, Western Carolina
- DH Brian Sigmon, Western Carolina (MVP)

2004

- P Jonathan Ellis, The Citadel (MVP)
- C Brian Sigmon, Western Carolina
- 1B Chip Cannon, The Citadel
- 2B Jon Aughey, The Citadel
- SS Chris Davis, Western Carolina
- 3B Chris Ard, The Citadel
- OF Denver Edick, Western Carolina
- OF Matt Covington, The Citadel
- OF Byron Barber, College of Charleston
- OF Andy Phillips, The Citadel
- DH Mark Eggleton, The Citadel

2005

- P Nick Hollstegge, Furman (MVP)
- C Flint Wipke, Georgia Southern
- 1B Case Cassidy, Furman
- 2B Chris Campbell, College of Charleston
- SS Matt Matulia, The Citadel
- 3B Matthew Betsill, Furman
- OF Brett Gardner, College of Charleston
- OF James Payne, Georgia Southern
- OF Brent Stephens, Georgia Southern
- DH Sam McLain, Furman

2006

- P Nick Chigges, College of Charleston (co-MVP)
- C Alex Garabedian, College of Charleston
- 1B Trey Daniel, Western Carolina
- 2B Chris Campbell, College of Charleston
- SS Jess Easterling, College of Charleston (co-MVP)
- 3B Adam Weaver, Elon
- OF Chris Swauger, The Citadel
- OF Larry Cobb, College of Charleston
- OF Chris Price, Elon
- DH Sonny Meade, The Citadel

2007

- P Ben Austin, Wofford
- C Richard Jones, The Citadel
- 1B Zach Brown, The Citadel
- 2B Eric Strukie, Wofford
- SS Mike Gilmartin, Wofford
- 3B Brandon Waring, Wofford (MVP)
- OF Pat Irvine, Elon
- OF Sean Snell, UNCG
- OF Chris Swauger, The Citadel
- DH Andrew Franco, Appalachian State

2008

- P Mike Lynn, College of Charleston
- C Dallas Tarleton, Elon
- 1B Jay Jackson, Furman
- 2B Tim Carrier, UNCG
- SS Chase Austin, Elon
- 3B Bennett Davis, Elon
- OF Stuart Haywood, College of Charleston
- OF Chris Shehan, Georgia Southern
- OF Cory Harlichak, Elon (MVP)
- DH Greg Feltes, UNCG

2009

- SP Asher Wojciechowski, The Citadel
- SP Chris Mederos, Georgia Southern
- RP Thomas Girdwood, Elon
- C Richard Jones, The Citadel
- 1B David Towarnicky, Appalachian State
- 2B Marcus Rose, Furman
- SS Brent Greer, Western Carolina
- 3B Chase Austin, Elon
- OF Sonny Meade, The Citadel
- OF Pat Irvine, Elon
- OF Ty Wright, Georgia Southern
- DH Kyle Blackburn, Georgia Southern (MVP)

2010

- SP Asher Wojciechowski, The Citadel
- SP Jimmy Reyes, Elon
- RP Brandon Johnson, Western Carolina
- C Ollie Goulder, Western Carolina
- 1B Justin Mackert, The Citadel (MVP)
- 2B Wes Hobson, Appalachian State
- SS Jamie Holler, College of Charleston
- 3B Hector Crespo, Appalachian State
- OF Chris Alessandria, Appalachian State
- OF William Ladd, The Citadel
- OF Matt Johns, Western Carolina
- DH Brad Felder, The Citadel

SoCon COACHES AWARDS

SoCon Player of the Year

1972	Reggie Dunnivant, Richmond
1973	Steve Arrington, The Citadel
1974	Mike Ramsey, Appalachian State
1975	George Weicker, Davidson
1976	Richard Wieters, The Citadel
1977	Richard Wieters, The Citadel
1978	Wayne Tolleson, Western Carolina
1979	Randy Ingle, Appalachian State
1980	Gary Robinette, East Tennessee State
1981	Mel Kinsey, Western Carolina
1982	Bill White, The Citadel
1983	Mike Cherry, The Citadel
1984	Tony Welborn, Appalachian State
1985	Scott Gay, Western Carolina
1986	Len Stratton, Appalachian State
1987	Clint Fairey, Western Carolina
1988	Clint Fairey, Western Carolina
1989	Clint Fairey, Western Carolina and Scott Waugh, Appalachian State
1990	Grant Brittain, Western Carolina
1991	Kevin Bellomo, Western Carolina
1992	Matt Raleigh, Western Carolina
1993	Todd Greene, Georgia Southern
1994	Mike Tidick, Western Carolina
1995	Steve Wilson, Georgia Southern
1996	Tommy Peterman, Georgia Southern
1997	Alex Tolbert, Western Carolina
1998	Martin Barrow, Western Carolina
1999	Chris Moore, Western Carolina
2000	Matt Easterday, Georgia Southern
2001	Philip Hartig, The Citadel
2002	Lee Curtis, College of Charleston
2003	Alan Beck, Western Carolina
2004	Caleb Moore, East Tennessee State
2005	Jay Heafner, Davidson
2006	A.J. Davidiuk, Furman
2007	Kenny Smith, Western Carolina
2008	Jeremie Tice, College of Charleston
2009	Joey Bergman, College of Charleston
	Chase Austin, Elon
2010	Matt Leeds, College of Charleston

SoCon Pitcher of the Year

1989	Pete Palmer, Appalachian State
1990	Ken Britt, The Citadel
1991	Will Ertel, Furman
1992	Gettys Glaze, The Citadel

1993	Paul Thornton, Georgia Southern
1994	Jason Beverlin, Western Carolina
1995	William Rushing, Georgia Southern
1996	Julio Ayala, Georgia Southern
1997	Tod Lee, Georgia Southern
1998	Mark DiFelice, Western Carolina
1999	Brian Wiley, The Citadel
2000	David Ray, Georgia Southern
2001	Eric Talbert, The Citadel
2002	Randy Corn, The Citadel
2003	Tom Mastny, Furman
2004	Ryan Johnson, College of Charleston
2005	Brett Harker, College of Charleston
2006	Nick Chigges, College of Charleston
2007	Nick Chigges, College of Charleston
2008	Steven Hensley, Elon
2009	Wes Wrenn, The Citadel
2010	Asher Wojciechowski, The Citadel

SoCon Freshman of the Year

1980	John Marshall, Davidson
1981	Jeff Montgomery, Marshall
1982	Jack Cheek-Fagan, Furman and Mike Lamore, VMI
1983	Brian Tebo, Western Carolina
1984	Fred Hailey, Western Carolina
1985	Bill Masse, Davidson
1986	Will Edwards, East Tennessee State
1987	Jim Piekutowski, Furman
1988	Scott Waugh, Appalachian State
1989	Gettys Glaze, The Citadel Johnny McCraw, Appalachian State and Matt Raleigh, Western Carolina
1990	Rob Doherty, Western Carolina
1991	Phillip Grundy, Western Carolina
1992	Shane Spears, Furman
1993	Kenny Osborne, Appalachian State
1994	Tommy Peterman, Georgia Southern
1995	Tod Lee, Georgia Southern
1996	David Noyce, Furman
1997	Rodney Hancock, The Citadel
1998	Philip Hartig, The Citadel
1999	Brett Lewis, Georgia Southern
2000	Ryan Gordon, UNC Greensboro
2001	Derek Norman, Furman
2002	Matt Lein, Wofford
2003	Kelly Sweppenhiser, VMI

2004	Chris Campbell, College of Charleston
2005	Steven Strausbaugh, Western Carolina
2006	Steven Hensley, Elon
2007	Richard Jones, The Citadel
2008	Thomas Girdwood, Elon
2009	Ross Heffley, Western Carolina
2010	Will Muzika, Furman

SoCon Coach of the Year

1972	Chuck Boone, Richmond
1975	Chal Port, The Citadel
1976	Tom Wall, Furman
1977	Monte Little, East Carolina
1978	Jack Cook, Marshall
1979	Chal Port, The Citadel
1980	Charley Lodes, East Tennessee State
1981	Bill Hayward, Western Carolina
1982	Chal Port, The Citadel and Donny White, VMI
	Chal Port, The Citadel
1983	Chal Port, The Citadel
1984	Jim Morris, Appalachian State
1985	George Greer, Davidson
1986	Harold Stout, East Tennessee State
1987	Jack Leggett, Western Carolina
1988	Paul Maini, VMI
1989	Jack Cook, Marshall
1990	Chal Port, The Citadel
1991	Chal Port, The Citadel
1992	Keith LeClair, Western Carolina
1993	Jack Stallings, Georgia Southern
1994	Keith LeClair, Western Carolina
1995	Fred Jordan, The Citadel
1996	Jack Stallings, Georgia Southern
1997	Keith LeClair, Western Carolina
1998	Mike Gaski, UNC Greensboro
1999	Fred Jordan, The Citadel
2000	Rodney Hennon, Georgia Southern
2001	Rodney Hennon, Georgia Southern
2002	Todd Raleigh, Western Carolina
2003	Tom Slater, VMI
2004	John Pawlowski, College of Charleston
2005	John Pawlowski, College of Charleston
2006	Mike Kennedy, Elon
2007	John Pawlowski, College of Charleston
2008	Mike Kennedy, Elon
2009	Mike Kennedy, Elon
2010	Fred Jordan, The Citadel

SoCon MEDIA AWARDS

SoCon Player of the Year

2002	Donovan Minero, Western Carolina
2003	Lee Curtis, College of Charleston
2004	Caleb Moore, East Tennessee State
2005	Jay Heafner, Davidson
2006	A.J. Davidiuk, Furman
2007	Kenny Smith, Western Carolina
2008	Chris Shehan, Georgia Southern
2009	Joey Bergman, College of Charleston
2010	Matt Leeds, College of Charleston

SoCon Pitcher of the Year

2002	Scooter Michael, UNC Greensboro
2003	Tom Mastny, Furman
2004	Ryan Johnson, College of Charleston Jonathan Ellis, The Citadel
2005	Chris Mason, UNC Greensboro
2006	Nick Chigges, College of Charleston
2007	Nick Chigges, College of Charleston
2008	Steven Hensley, Elon
2009	Wes Wrenn, The Citadel
2010	Asher Wojciechowski, The Citadel

SoCon Freshman of the Year

2002	Matt Lein, Wofford
2003	Trent Weathers, The Citadel
2004	Danny Valencia, UNC Greensboro
2005	Steven Strausbaugh, Western Carolina
2006	Steven Hensley, Elon
2007	Richard Jones, The Citadel
2008	Reese Wade, Furman
2009	Ross Heffley, Western Carolina
2010	Will Muzika, Furman

SoCon Coach of the Year

2002	Fred Jordan, The Citadel
2003	Tom Slater, VMI
2004	John Pawlowski, College of Charleston
2005	John Pawlowski, College of Charleston
2006	Mike Kennedy, Elon
2007	Todd Raleigh, Western Carolina
2008	Mike Kennedy, Elon
2009	Mike Kennedy, Elon
2010	Fred Jordan, The Citadel

SoCon Tournament MVPs

1984	Rusty Weaver, Appalachian State
1985	Mike Carson, Western Carolina
1986	David Hyatt, Western Carolina
1987	Clint Fairey, Western Carolina
1988	Keith LeClair, Western Carolina
1989	Paul Menhart, Western Carolina
1990	Billy Baker, The Citadel
1991	Brent Williams, Furman
1992	Joey Cox, Western Carolina
1993	Phillip Grundy, Western Carolina
1994	Jermaine Shuler, The Citadel
1995	Donald Morillo, The Citadel
1996	Mark Hamlin, Georgia Southern
1997	JP Burwell, Western Carolina
1998	Brian Rogers, The Citadel
1999	Rodney Hancock, The Citadel
2000	Matt Easterday, Georgia Southern
2001	Randy Corn, The Citadel
2002	Brett Lewis, Georgia Southern
2003	Brian Sigmon, Western Carolina
2004	Jonathan Ellis, The Citadel
2005	Nick Hollstegge, Furman
2006	Nick Chigges, Coll. of Charleston and Jess Easterling, Coll. of Charleston
2007	Brandon Waring, Wofford
2008	Cory Harrilchak, Elon
2009	Kyle Blackburn, Georgia Southern
2010	Justin Mackert, The Citadel

Academic All-Americans

(Current Schools Only)

1971	John Campbell, Furman (OF), 2nd
1979	Gary Robinette, East Tennessee St. (3B), 1st
1980	Gary Robinette, East Tennessee St. (3B), 1st
1980	John Porter, Davidson (OF), 1st
1981	John Porter, Davidson (OF), 1st
1983	David Hill, Western Carolina (OF), 1st
1983	Greg Johnson, Western Carolina (C), 1st
1984	Jamie Harris, Appalachian State (2B), 1st
1986	David Hyatt, Western Carolina (1B), 3rd
1992	Rodney Hennon, Western Carolina (2B), 1st
1992	Rob Goecker, Furman (SS), 2nd
1992	Jack Kimel, Western Carolina (P), 2nd
1993	Rodney Hennon, Western Carolina (2B), 2nd
1999	Joey Foxhall, College of Charleston (IF), 1st
1999	Brian Wiley, The Citadel (P), 2nd
1999	Travis Howell, College of Charleston (OF), 2nd
2000	Wes Self, Davidson (P), 2nd
2000	Ben Brown, Davidson (IF), 2nd
2001	Wes Self, Davidson (P), 3rd
2002	Ryan Schade, Western Carolina (SS), 1st
2002	Randy Corn, The Citadel (P), 1st
2002	Tim Frend, Davidson (OF), 3rd
2003	Jon Stallsmith, Furman (P), 1st
2004	David Dufour, Wofford (DH), 1st
2004	Gary Morris, Elon (2B), 2nd
2004	Phillip Coker, College of Charleston (C), 2nd
2004	Brett Anderson, College of Charleston (1B), 2nd
2005	Phillip Coker, College of Charleston (OF), 1st
2005	Brett Anderson, College of Charleston (DH), 1st
2006	Phillip Coker, College of Charleston (OF), 1st
2006	Patrick Currin, UNC Greensboro (P), 2nd
2007	Chris Swauger, The Citadel (OF), 3rd
2008	Chris Swauger, The Citadel (OF), 2nd
2009	Chris McGuiness, The Citadel (INF), 1st
2009	Sonny Meade, The Citadel (OF), 1st
2009	David Towarnicky, Appalachian State (INF), 3rd
2010	David Towarnicky, Appalachian State (1B), 1st

ABCA All-Americans

(2nd and 3rd Team listed for current schools only)

1949	Charles Teague, Wake Forest (2B), 1st
1949	Gene Hooks, Wake Forest (3B), 1st
1950	Charles Teague, Wake Forest (2B), 1st
1951	Dick Groat, Duke (SS), 1st
1952	William Werber, Duke (1B), 1st
1952	Dick Groat, Duke (SS), 1st
1961	Edward Tekavec, West Virginia (3B), 1st
1963	Bobby Stewart, Richmond (OF), 1st
1964	Bill Marovic, West Virginia (OF), 1st
1975	Mike Ramsey, Appalachian State (SS), 1st
1975	George Weicker, Davidson (DH), 1st
1977	Keith Ebersole, Western Carolina (1B), 3rd
1979	Randy Ingle, Appalachian State (SS), 1st
1982	Kirk Bailey, Appalachian State (P), 1st
1984	Pete Hardee, Appalachian State (P), 3rd
1987	Bill Masse, Davidson (OF), 2nd
1987	Clint Fairey, Western Carolina (1B), 3rd
1988	Darron Healey, Appalachian State (DH), 2nd
1990	Grant Brittain, Western Carolina (2B), 1st
1990	Anthony Jenkins, The Citadel (OF), 1st
1991	Kevin Bellomo, Western Carolina (OF), 2nd
1992	Todd Greene, Georgia Southern (OF), 1st
1993	Paul Thornton, Georgia Southern (P), 2nd
1993	Todd Greene, Georgia Southern (OF), 1st
1993	Phillip Grundy, Western Carolina (3B), 2nd
1994	Jason Beverlin, Western Carolina (P), 2nd
1995	Steve Wilson, Georgia Southern (C), 2nd

1997	Tod Lee, Georgia Southern (P), 2nd
2005	Chris Campbell, College of Charleston (2B), 1st
2005	Brett Gardner, College of Charleston (OF), 1st
2007	Rob Wilson, Davidson (DH)
2007	Michael Harrington, College of Charleston (OF), 2nd
2007	Nick Chigges, College of Charleston (P), 2nd
2007	Ben Lasater, College of Charleston (INF), 2nd
2008	Chris Shehan, Georgia Southern (OF), 1st
2008	Jeremie Tice, College of Charleston (3B), 2nd
2008	Ty Wright, Georgia Southern (DH), 2nd
2009	Chase Austin, Elon (SS), 3rd
2009	Joey Bergman, College of Charleston (3B), 3rd
2010	Mac Doyle, Wofford (DH), 2nd
2010	Asher Wojciechowski, The Citadel (RHP), 3rd
2010	Matt Leeds, College of Charleston (3B), 3rd

ABCA All-Atlantic Region

(Current Schools Only)

1973	Mike Ramsey, Appalachian State (SS), 1st
1973	Steve Anspaugh, Appalachian State (P), 2nd
1974	Mike Ramsey, Appalachian State (SS), 1st
1974	Butch Dziadul, Appalachian State (3B), 3rd
1975	Mike Ramsey, Appalachian State (SS), 1st
1976	Randy Ingram, Appalachian State (3B), 2nd
1977	Keith Ebersole, Western Carolina (1B), 1st
1977	Jerry Reed, Western Carolina (P), 2nd
1977	Wayne Tolleson, Western Carolina (SS), 2nd
1977	Ron Brower, Appalachian State (1B), 3rd
1977	Chris Plemmons, Appalachian State (2B), 3rd
1977	Randy Ingram, Appalachian State (3B), 1st
1978	Wayne Tolleson, Western Carolina (SS), 1st
1978	Keith Ebersole, Western Carolina (1B), 2nd
1978	Joey Moffitt, Appalachian State (OF), 2nd
1978	Chris Plemmons, Appalachian State (2B), 2nd
1978	Randy Ingram, Appalachian State (3B), 1st
1978	Ron Brower, Appalachian State (1B), 2nd
1979	Randy Ingle, Appalachian State (SS), 1st
1980	Willie Carpenter, Western Carolina (OF), 1st
1980	Joey Moffitt, Appalachian State (OF), 2nd
1980	Mike Hobbs, Appalachian State (OF), 3rd
1981	Tom Sams, Appalachian State (2B), 2nd
1981	Robbie Peele, Appalachian State (OF), 3rd
1982	Kirk Bailey, Appalachian State (P), 1st
1983	Robbie Peele, Appalachian State (OF), 3rd
1984	Pete Hardee, Appalachian State (P), 1st
1984	Tony Welborn, Appalachian State (OF), 3rd
1986	Eddy Halleman, Furman (OF), 1st
1986	Pat Riley, Western Carolina (C), 2nd
1986	Lenny Stratton, Appalachian State (P), 1st
1987	Clint Fairey, Western Carolina (1B), 1st
1988	Darron Healey, Appalachian State (DH), 1st
1989	Clint Fairey, Western Carolina (1B), 1st
1989	Garrett Hinshaw, Appalachian State (OF), 1st
1990	Grant Brittain, Western Carolina (2B), 1st
1990	Ken Britt, The Citadel (P), 1st
1990	Anthony Jenkins, The Citadel (OF), 1st
1991	Kevin Bellomo, Western Carolina (OF), 1st
1991	Will Ertel, Furman (P), 1st
1991	Phillip Grundy, Western Carolina (3B), 2nd
1991	Matt Raleigh, Western Carolina (SS), 2nd
1992	Joey Cox, Western Carolina (OF), 1st
1992	Todd Greene, Georgia Southern (OF), 1st
1992	Matt Raleigh, Western Carolina (SS), 1st
1992	Dan Kyslinger, Western Carolina (P), 2nd
1992	Gettys Glaze, The Citadel (P), 1st
1993	Phillip Grundy, Western Carolina (3B), 1st
1993	Jason Beverlin, Western Carolina (P), 2nd
1993	Paul Thornton, Georgia Southern (P), 1st
1993	Todd Greene, Georgia Southern (OF), 1st
1994	Jason Beverlin, Western Carolina (P), 1st

1994	Mike Manning, Western Carolina (P), 2nd
1994	Mike Tidick, Western Carolina (OF), 2nd
1994	Matt Wilson, Georgia Southern (2B), 2nd
1995	Jody Henson, Western Carolina (OF), 1st
1995	Steve Wilson, Georgia Southern (C), 1st
1995	Donald Morillo, The Citadel (P), 1st
1995	Britt Reames, The Citadel (P), 1st
1995	Garrick Haltiwanger, The Citadel (OF), 1st
1996	Tod Lee, Georgia Southern (P), 1st
1996	Tommy Peterman, Georgia Southern (1B), 1st
1996	Julio Ayala, Georgia Southern (P), 2nd
1996	Alex Tolbert, Western Carolina (1B), 2nd
1996	Antoine Moran, Georgia Southern (OF), 2nd
1997	Tod Lee, Georgia Southern (P), 1st
1997	Alex Tolbert, Western Carolina (1B), 1st
1997	Ryan Butler, The Citadel (1B), 2nd
1997	Jeremy Bruce, Western Carolina (3B), 2nd
1997	J.P. Burwell, Western Carolina (C), 2nd
1997	Steve Walson, Georgia Southern (DH), 2nd
1998	Mike DeSimone, Davidson (DH), 2nd
1999	Jody Pollock, Georgia Southern (2B), 2nd
2002	Brett Spivey, College of Charleston (OF), 2nd
2004	Jared Greenwood, Western Carolina (1B), 1st
2004	Gary Morris, Elon (2B), 2nd
2005	Chris Campbell, College of Charleston (2B), 1st
2005	Brett Gardner, College of Charleston (OF), 1st
2005	James Payne, Georgia Southern (OF), 2nd
2005	Steven Strausbaugh, Western Carolina (OF), 2nd
2005	Brett Harker, College of Charleston (RP), 2nd
2006	Robert Rodebaugh, Elon, 1st
2006	A.J. Davidiuk, Furman, 1st
2006	Steven Strausbaugh, Western Carolina, 1st
2006	Nick Chigges, College of Charleston, 1st
2006	Brandon Waring (3B), Wofford, 1st
2007	Michael Harrington, College of Charleston (OF), 1st
2007	Nick Chigges, College of Charleston (P), 1st
2007	Kenny Smith, Western Carolina (2B), 2nd
2007	Ben Lasater, College of Charleston (3B), 2nd
2007	Rob Wilson, Davidson (DH), 2nd
2008	Jeremie Tice, College of Charleston (3B), 1st
2008	Chris Shehan, Georgia Southern (OF), 1st
2008	Ty Wright, Georgia Southern (DH/Utility), 1st
2008	Cory Harrilchak, Elon (OF), 2nd
2008	Steven Hensley, Elon (P), 2nd
2009	Richard Jones, The Citadel (C), 1st
2009	Joey Bergman, College of Charleston (3B), 1st
2009	Chase Austin, Elon (SS), 1st
2009	Pat Irvine, Elon (OF), 1st
2009	Griffin Benedict, Georgia Southern (C), 2nd
2009	Brandon Sizemore, College of Charleston (2B), 2nd
2009	Isaac Harrow, Appalachian State (3B), 2nd
2009	Brent Greer, Western Carolina (SS), 2nd
2009	Chris Mederos, Georgia Southern (SP), 2nd
2009	Zach Quate, Appalachian State (RP), 2nd
2010	Matt Leeds, College of Charleston (3B), 1st
2010	Mac Doyle, Wofford (DH), 1st
2010	Asher Wojciechowski, The Citadel (SP), 1st
2010	Kyle Blackburn, Georgia Southern (1B), 2nd
2010	Wes Hobson, Appalachian State (2B), 2nd
2010	Chris Patterson, Appalachian State (RP), 2nd

ABCA Atlantic Region Coach of the Year

(Current Schools Only)

1987	Jack Leggett, Western Carolina
------	--------------------------------

Baseball America All-Americans

(Current Schools Only)

1983	Mike Cherry, The Citadel (P), 1st
1984	Pete Hardee, Appalachian State (P), 3rd
1988	Darron Healey, Appalachian State (DH), 2nd

- 1993 Todd Greene, Georgia Southern (OF), 3rd
 1994 Jason Beverlin, Western Carolina (P), 2nd
 1996 Julio Ayala, Georgia Southern (P), 3rd
 2005 Chris Campbell, College of Charleston (2B), 2nd
 2005 Brett Gardner, College of Charleston (OF), 3rd
 2007 Brandon Waring, Wofford (3B), 2nd
 2008 Chris Shehan, Georgia Southern (OF), 1st
 2010 Asher Wojciechowski, The Citadel (SP), 3rd

Baseball America Freshman All-Americans

- 1994 Tommy Peterman, Georgia Southern (DH), 1st
 1996 David Noyce, Furman (P), 2nd
 1997 Rodney Hancock, The Citadel (UT/P), 2nd
 2000 Ryan Gordon, UNC Greensboro (UT), 2nd
 2004 Chris Campbell, College of Charleston (2B), 1st
 2005 Steven Strausbaugh, Western Carolina (OF), 1st
 2009 Ross Heffley, Western Carolina (2B), 2nd

Collegiate Baseball/Louisville Slugger All-America (Current Schools Only)

- 1975 Mike Ramsey, Appalachian State (SS), 1st
 1984 Pete Hardee, Appalachian State (P), 3rd
 1992 Matt Raleigh, Western Carolina (SS), 2nd
 1992 Todd Greene, Georgia Southern (OF), 3rd
 1993 Paul Thornton, Georgia Southern (P), 1st
 1993 Todd Greene, Georgia Southern (OF), 2nd
 1994 Jason Beverlin, Western Carolina (P), 3rd
 1995 William Rushing, Georgia Southern (P), 3rd
 1996 Tod Lee, Georgia Southern (P), 2nd
 1996 Tommy Peterman, Georgia Southern (1B), 3rd
 1997 Tod Lee, Georgia Southern (P), 2nd
 1999 Brian Wiley, The Citadel (P), 3rd
 1999 Billy Colome, College of Charleston (2B), 3rd
 1999 Chris Moore, Western Carolina (SS), 3rd
 1999 Rodney Hancock, The Citadel (UT), 3rd
 2000 Matt Easterday, Georgia Southern (2B), 1st
 2000 Philip Hartig, The Citadel (1B), 2nd
 2001 Randy Corn, The Citadel (P), 2nd
 2001 Philip Hartig, The Citadel (1B), 3rd
 2002 Scooter Michael, UNC Greensboro (P), 3rd
 2002 Lee Curtis, College of Charleston (3B), 2nd
 2002 Randy Corn, The Citadel (P), 3rd
 2003 Ryan Gordon, UNC Greensboro (DH), 1st
 2003 Lee Curtis, College of Charleston (2B), 2nd
 2003 Tom Mastny, Furman (P), 3rd
 2004 Caleb Moore, East Tennessee St. (C), 2nd
 2004 Ryan Johnson, College of Charleston (RHP), 3rd
 2004 Chip Cannon, The Citadel (1B), 3rd
 2005 D.J. Wabick, College of Charleston (C), 3rd
 2005 Brett Harker, College of Charleston (RP), 3rd
 2005 Chris Campbell, College of Charleston (2B), 3rd
 2005 Jay Heafner, Davidson (3B), 3rd
 2006 Nick Chigges, College of Charleston (SP), 2nd
 2007 Brandon Waring, Wofford (3B), 1st
 2007 Kenny Smith, Western Carolina (2B), 2nd
 2007 Nick Chigges, College of Charleston (SP), 3rd
 2007 David Rubinstein, Appalachian State (OF), 3rd
 2008 Jeremie Tice, College of Charleston (3B), 1st
 2008 Steven Hensley, Elon (P), 3rd
 2008 Michael Harrington, College of Charleston (1B), 3rd
 2008 Brandon Sizemore, College of Charleston (2B), 3rd
 2009 Richard Jones, The Citadel (C), 2nd
 2009 Joey Bergman, College of Charleston (3B), 3rd
 2010 Asher Wojciechowski, The Citadel (SP), 2nd

Collegiate Baseball/Louisville Slugger Freshman All-America

- 1995 Tod Lee, Georgia Southern (P)
 1996 David Noyce, Furman (P)
 1996 Chris Moore, Western Carolina (3B)

- 1996 Steve Walson, Georgia Southern (DH), HM
 1997 Rodney Hancock, The Citadel (OF)
 1997 Jody Jenkins, East Tennessee St. (C), HM
 1998 Philip Hartig, The Citadel (1B)
 1998 Ted Toler, UNC Greensboro (P), HM
 1998 Stephen Crater, Appalachian State (C), HM
 1999 Brett Lewis, Georgia Southern (P)
 2000 Ryan Gordon, UNC Greensboro (UT), HM
 2001 Scooter Michael, UNC Greensboro (P), HM
 2001 Derek Norman, Furman (3B), HM
 2001 Jasha Balcom, College of Charleston (OF), HM
 2001 Wes Self, Davidson (P)
 2002 Matt Lein, Wofford (3B)
 2002 Brett Anderson, College of Charleston (OF), HM
 2002 Michael Giroud, East Tennessee St. (3B), HM
 2003 John Carroll, Georgia Southern (P)
 2003 Chris Mason, UNC Greensboro (P)
 2003 Kelly Sweppenhiser, VMI (3B)
 2004 Nick Chigges, College of Charleston (RHP)
 2004 Chris Campbell, College of Charleston (2B)
 2005 Danny Meszaros, College of Charleston (RP)
 2005 Steven Strausbaugh, Western Carolina (OF)
 2006 Steven Hensley, Elon (SP)
 2006 J.D. Melton, Wofford (RP)
 2006 Matt Miller, Georgia Southern (OF)
 2007 Russ Tomlinson, College of Charleston (SP)
 2007 Richard Jones, The Citadel (C/DH)
 2007 Michael Gilmartin, Wofford (2B)
 2008 Thomas Girdwood, Elon (RP)
 2008 Jake Williams, Wofford (OF)
 2008 Reese Wade, Furman (OF)
 2009 David Peterson, College of Charleston (SP)
 2009 Ross Heffley, Western Carolina (OF)
 2010 Lex Rutledge, Samford (RP)
 2010 Will Muzika, Furman (2B)
 2010 Andrew Barna, Davidson (3B)

Collegiate Baseball Player of the Week

- 1996 Tommy Peterman, Georgia Southern (1B), 4/15
 1997 Gus Quattlebaum, Davidson (OF), 2/17
 1997 Michael Holder, Georgia Southern (C), 3/3
 1997 Curt Beerman, The Citadel (OF), 3/25
 1999 Rodney Hancock, The Citadel (P), 5/17
 1999 Rodney Hancock, The Citadel (P), 5/24
 2001 Wes Self, Davidson (P), 2/18
 2002 T.A. Fulmer, The Citadel (P), 4/2
 2002 Lee Curtis, College of Charleston (3B), 5/13
 2005 Chris Mason, UNC Greensboro (P), 3/28
 2006 Blake Murphy, Western Carolina (C), 3/27
 2006 Jonathan Greene, Western Carolina (3B), 5/22
 2007 Brandon Waring, Wofford (3B), 2/19
 2007 Blake Murphy, Western Carolina (C), 5/14
 2007 Brandon Waring, Wofford (3B), 5/28
 2008 Chris Shehan, Georgia Southern (OF), 3/17
 2008 Michael Harrington, College of Charleston (1B), 5/12
 2008 Jeremie Tice, College of Charleston (3B), 5/19
 2009 Drew Gadaire, Davidson (OF), 4/15
 2009 Dallas Tarleton, Elon (C), 4/29
 2010 Jimmy Reyes, Elon (SP), 3/29

NCBWA All-America Team

- 1993 Todd Greene, Georgia Southern (OF), 1st
 1994 Jason Beverlin, Western Carolina (P), 2nd
 1994 Kevin Hallman, Georgia Southern (3B), 3rd
 1995 William Rushing, Georgia Southern (P), 3rd
 1995 Steve Wilson, Georgia Southern (C), 3rd
 1995 Donald Morril, The Citadel (P), HM
 1995 Chris Pollard, Davidson (P), HM
 1996 Tommy Peterman, Georgia Southern (1B), 1st

- 1996 Julio Ayala, Georgia Southern (P), 3rd
 1996 Tod Lee, Georgia Southern (P), HM
 1996 Steve Wilson, Georgia Southern (C), HM
 1997 Tod Lee, Georgia Southern (P), 2nd
 2002 Randy Corn, The Citadel (P), 2nd
 2002 Lee Curtis, College of Charleston (3B), 3rd
 2002 Scooter Michael, UNC Greensboro (P), 3rd
 2003 Tom Mastny, Furman (P), 2nd
 2003 Lee Curtis, College of Charleston (2B), 3rd
 2004 Byron Barber, College of Charleston (OF), 2nd
 2004 Caleb Moore, East Tennessee St. (C), 3rd
 2005 Chris Campbell, College of Charleston (2B), 2nd
 2005 Caleb Moore, East Tennessee St. (C), 2nd
 2006 Nick Chigges, College of Charleston (SP), 2nd
 2007 Nick Chigges, College of Charleston (SP), 3rd
 2008 Chris Shehan, Georgia Southern (OF), 1st
 2008 Jeremie Tice, College of Charleston (3B), 2nd
 2009 Brandon Sizemore, College of Charleston (2B), 3rd
 2010 Asher Wojciechowski, The Citadel (SP), 2nd

NCBWA Freshman All-America Team

- 2008 Jake Williams, Wofford (OF), 2nd
 2008 Thomas Girdwood, Elon (RP), 2nd

NCBWA National Player of the Week

- 2002 Ryan Schade, Western Carolina (SS), 2/19
 2002 Matt Hamer, The Citadel (P), 3/12
 2003 Matt Lauderdale, College of Charleston (C), 4/15
 2005 Grant Rembert, Elon (OF), 2/8
 2006 Chris Swauger, The Citadel (OF), 2/21
 2006 Trey McDaniel, Western Carolina (1B), 3/28
 2006 Case Cassidy, Furman (1B), 4/25
 2008 Ty Wright, Georgia Southern (OF), 4/29
 2008 Jeremie Tice, College of Charleston (3B), 5/20

USA Today/Baseball Weekly All-America Team

- 2000 Chris Morris, The Citadel (OF), 1st

College Baseball Insider.Com All-America Team

- 2003 Tom Mastny, Furman (P), 1st
 2003 Lee Curtis, College of Charleston (2B), 2nd
 2004 Jonathan Ellis (P), Citadel, 2nd
 2004 Byron Barber, College of Charleston (OF), HM
 2004 Brett Gardner, College of Charleston (OF), HM
 2004 Ryan Johnson, College of Charleston (P), HM

USA Today/Baseball Weekly Freshman All-America Team

- 2000 Ryan Gordon, UNC Greensboro (UT), 2nd

Sporting News Coach of the Year

- 1990 Chal Port, The Citadel

College World Series MVPs

- 1949 Charles Teague, Wake Forest (2B)

NCAA All-College World Series

(Current Schools Only)

- 1990 Anthony Jenkins, The Citadel (OF)
 1990 Jason Rychlik, The Citadel (OF)

NCAA Regional MVP

(Current Schools Only)

- 1990 Atlantic Regional
 Anthony Jenkins, The Citadel (OF)
 2006 Lexington Regional
 Alex Garabedian, College of Charleston (C)

.400 CLUB

.477, Randy Ingle (ASU), 1979
 .474, Bill White (CIT), 1982
 .462, Darron Healey (ASU), 1988
 .455, Caleb Moore (ETSU), 2004
 .452, Joey Bergman (COFC), 2009
 .450, Joey Moffitt (ASU), 1978
 .448, George Weicker (DAV), 1975
 .448, Jay Heafner (DAV), 2005
 .447, Brett Gardner (COFC), 2005
 .446, Greg Weddle (VMI), 1986
 .440, Matt Easterday (GSU), 2000
 .438, Chris Shehan (GSU), 2008
 .436, Greg Hill (MAR), 1983
 .435, Kevin Bellomo (WCU), 1991
 .432, Jimmy Powell (FUR), 1941
 .432, Buzzy West (DAV), 1955
 .430, Billy Masse (DAV), 1985
 .430, Eddy Halleman (FUR), 1986
 .429, Gordon Slade (DAV), 1968
 .429, Tim Jones (CIT), 1985
 .428, Chip Cook (MAR), 1985
 .428, Grant Brittain (WCU), 1990
 .427, Randy Ingram (ASU), 1978
 .427, Jason Nixon (MAR), 1989
 .426, Paul Popovich (WVU), 1960
 .426, Benny Bienkowski (FUR), 1962
 .426, Scott Waugh (ASU), 1990
 .425, Lee Glaze (CIT), 1986

.425, Clint Fairey (WCU), 1986
 .425, Chris Behne (ASU), 2000
 .424, Phil Hubbard (VMI), 1982
 .424, Alex Tolbert (WCU), 1996
 .423, Keith Ebersole (WCU), 1977
 .423, Robbie Peele (ASU), 1981
 .423, Keith LeClair (WCU), 1988
 .423, Brett Spivey (COFC), 2002
 .422, Sam Pickens (FUR), 1962
 .422, Allen Griffin (DAV), 1982
 .422, Isaac Harrow (ASU), 2009
 .420, Mike Knox (CIT), 1982
 .420, Bill Swails (CIT), 1989
 .420, Brent Greer (WCU), 2009
 .419, Billy Morris (DAV), 1956
 .419, Phil Chewning (FUR), 1960
 .419, Steve Meredith (ETSU), 1988
 .418, Richard Wieters (CIT), 1976
 .418, Tony Martin (ETSU), 1983
 .417, Allen Griffin (DAV), 1981
 .416, Kim Arey (ASU), 1981
 .416, Ryan Gordon (UNCG), 2003
 .415, Scott Musgrave (ASU), 1996
 .415, D.J. Wabick (COFC), 2005
 .414, Terry Smith (FUR), 1982
 .414, Griffin Benedict (GSU), 2009
 .413, Buster Holland (CIT), 1969
 .413, Matt Raleigh (WCU), 1991

.412, Byron Barber (COFC), 2004
 .410, Alan Lewis (DAV), 1986
 .410, Byron Barber (COFC), 2004
 .410, Cory Harrilchak (Elon), 2008
 .409, Robbie Morrison (MAR), 1986
 .409, Lee Curtis (COFC), 2002
 .407, Freddie Hailey (WCU), 1986
 .407, James Payne (GSU), 2005
 .406, Charles Thomas (WCU), 1999
 .406, Lee Curtis (COFC), 2002
 .405, Greg Johnson (WCU), 1983
 .405, Clint Fairey (WCU), 1987
 .404, Bill Marovic (WVU), 1964
 .404, Wes Hobson (ASU), 2010
 .403, Dave Turgeon (DAV), 1987
 .403, Anthony Jenkins (CIT), 1990
 .402, Kip Hagwood (CIT), 1980
 .402, Pat Irvine (Elon), 2009
 .401, Willando Ficklin (GSU), 1992
 .401, Jody Henson (WCU), 1995
 .401, Jeremy Bruce (WCU), 1997
 .401, Brandon Waring (WOF), 2007
 .401, Reese Wade (FUR), 2008
 .400, Tom Sams (ASU), 1981
 .400, Mel Kinsey (WCU), 1981
 .400, Greg Dowling (GSU), 2005
 .400, Chance Smith (CIT), 2005

INDIVIDUAL SEASON BATTING

Games Played

70, David Hyatt (WCU), 1985
 67, Will Coker (CIT), 2004
 67, Chris Ard (CIT), 2004
 67, Chip Cannon (CIT), 2004
 66, Jon Aughey (CIT), 2004
 66, Garrick Haltiwanger (CIT), 1994
 66, David Beckley (CIT), 1994
 66, Jermaine Shuler (CIT), 1994
 66, Josh Stackley (CIT), 2004
 65, David Greene (CIT), 2010
 65, Kyle Jordan (CIT), 2010
 65, William Ladd (CIT), 2010
 65, Justin Mackert (CIT), 2010

At-Bats

274, Jemel Spearman (GSU), 2002
 274, Josh Stackley (CIT), 2004
 273, Brett Gardner (COFC), 2005
 272, Chris Walker (GSU), 2002
 270, Cole Rakar (COFC), 2010
 269, Chris Campbell (COFC), 2005
 269, Nick Liles (WCU), 2008
 268, Chris Ard (CIT), 2004
 267, Mike Gilmartin (WOF), 2007
 266, Rodney Hennon (WCU), 1993

Runs Scored

88, Joey Bergman (COFC), 2009
 85, Brett Gardner (COFC), 2005
 84, Oliver Marmol (COFC), 2007
 84, Chris Shehan (GSU), 2008
 83, Eric Johnson (WCU), 1999
 82, Jeremy Bruce (WCU), 1997
 81, Chris Morris (CIT), 2000
 80, Jeremie Tice (COFC), 2008
 79, Chris Walker (GSU), 2002
 79, Cory Harrilchak (Elon), 2009

Hits

122, Brett Gardner (COFC), 2005
 108, D.J. Wabick (COFC), 2005
 107, Matt Easterday (GSU), 2000
 107, Byron Barber (COFC), 2004
 104, Sonny Meade (CIT), 2009
 102, Chris Campbell (COFC), 2005
 102, Chris Campbell (COFC), 2007
 102, Brent Greer (WCU), 2009
 102, Cole Rakar (COFC), 2010
 101, Keith LeClair (WCU), 1988
 101, Kevin Bellomo (WCU), 1991

Doubles

31, Caleb Moore (ETSU), 2004
 30, David Rubinstein (ASU), 2007
 27, D.J. Wabick (COFC), 2005
 26, Dustin Langley (GSU), 2000
 26, Rod Goldston (WCU), 2003
 26, Lee Curtis (COFC), 2003
 26, Cole Rakar (COFC), 2010
 25, Tyson Whitley (GSU), 1995
 25, Alex Tolbert (WCU), 1996
 25, Aaron Haigler (CIT), 1998
 25, Andy Baxter (ETSU), 2001
 25, Joey Bergman (COFC), 2009

Triples

11, Lee Curtis (COFC), 2003
 10, Dave Cardwell (ETSU), 1979
 10, Mike Johnson (UTC), 1981
 10, Marcos Velazquez (ETSU), 1982
 10, Chris Swauger (CIT), 2006
 9, Lee Curtis (COFC), 2002
 9, Brett Gardner (COFC), 2004
 8, Don Herman (GWU), 1959
 8, Bryan Snyder (ETSU), 1981
 8, Chris Campbell (COFC), 2007
 8, Chris Dove (Elon), 2007

Home Runs

27, Brandon Waring (WOF), 2007
 26, Tommy Peterman (GSU), 1996
 26, Steve Harris (WCU), 1999
 26, Michael Harrington (COFC), 2008
 25, Clint Faurey (WCU), 1988
 25, Matt Raleigh (WCU), 1992
 25, Jeremie Tice (COFC), 2008
 23, Chase Austin (Elon), 2009
 22, Skip Nelloms (WCU), 1988
 22, Chris Shehan (GSU), 2008

Grand Slams

3, John Piepenbrink (MAR), 1990
 3, Todd Buchanan (WCU), 2003
 3, Dominic Franchini (FUR), 2003
 3, A.J. Wirnsberger (GSU), 2008
 3, Isaac Harrow (ASU), 2008
 2, Tim Waters (DAV), 1986
 2, Mikio Aoki (DAV), 1988
 2, George Halter (DAV), 1988
 2, Rick Green (CIT), 1990
 2, Tim Kerns (DAV), 1993
 2, Jeff Coker (DAV), 1997
 2, Chip Cannon (CIT), 2004
 2, Alex Entrekin (DAV), 2005
 2, Eric Sturkie (WOF), 2006
 2, Pat Irvine (Elon), 2007
 2, Chris McGuinness (CIT), 2008
 2, Chris Alessandria (ASU), 2009
 2, Joash Brodin (COFC), 2009
 2, Mike Mellilo (Elon), 2009
 2, Ty Wright (GSU), 2009
 2, Victor Roache (GSU), 2010
 2, Lloyd Enzor (UNCG), 2010

RBIs

88, Matt Leeds (COFC), 2010
 87, Chris Campbell (COFC), 2005
 86, Philip Hartig (CIT), 2000
 84, Chris Moore (WCU), 1999
 84, Scott Henley (GSU), 2001
 84, Kenny Smith (WCU), 2007
 83, Jody Pollock (GSU), 1999
 83, Jeremie Tice (COFC), 2008
 82, Tommy Peterman (GSU), 1996
 82, Chris Campbell (COFC), 2007
 82, Michael Harrington (COFC), 2008
 82, Brandon Sizemore (COFC), 2008
 82, Bennett Davis (ELON), 2008

Total Bases

192, Jeremie Tice (COFC), 2008
 189, Brandon Waring (WOF), 2007
 189, Kenny Smith (WCU), 2007
 187, Tommy Peterman (GSU), 1996
 187, Matt Easterday (GSU), 2000
 187, Chris Shehan (GSU), 2008
 179, Keith LeClair (WCU), 1988
 178, Chase Austin (Elon), 2009
 175, Philip Hartig (CIT), 2000
 175, Chris Campbell (COFC), 2007

Slugging Percentage

.897, Mike Nipper (ETSU), 1983
 .851, Brandon Waring (WOF), 2007
 .838, Jeremie Tice (COFC), 2008
 .835, Chris Shehan (GSU), 2008
 .810, George Weicker (DAV), 1975
 .804, Pete Camelo (ASU), 1982
 .789, Pat Irvine (Elon), 2009
 .786, Dave Turgeon (DAV), 1987
 .781, Ty Wright (GSU), 2008
 .778, Joey Bergman (COFC), 2009

Stolen Bases

84, Chris Morris (CIT), 2000
 52, Chris Morris (CIT), 1999
 50, Antoine Moran (GSU), 1996
 49, Terrence Smalls (CIT), 1998
 48, Chris Walker (GSU), 2002
 46, Tim Jones (CIT), 1985
 46, Eric Johnson (WCU), 1999
 46, Billy Colome (COFC), 1999
 43, Shawn Payne (GSU), 2010
 41, Chris Walker (GSU), 2001

Strikeouts

74, Justin Hilt (Elon), 2009
 70, Chad Hayes (UNCG), 2001
 70, Brad Felder (CIT), 2010
 69, Hugh Eden (DAV), 2008
 67, Jason Randall (CIT), 2001
 66, Brandon Waring (WOF), 2005
 65, Kyle Jordan (CIT), 2008
 65, Michael Seay (WOF), 2008
 65, Lloyd Enzor (UNCG), 2010
 64, Brooks McFarland (GSU), 1994
 64, Matt Mansilla (COFC), 2009
 64, Greg Blake (COFC), 2010

Walks

71, Chip Cannon (CIT), 2004
 65, Chris McGuinness (CIT), 2009
 63, Dan McDonnell (CIT), 1992
 62, Dan McDonnell (CIT), 1990
 62, Chris Moore (WCU), 1998
 61, Ricky Orton (UNCG), 2008
 59, Matt Raleigh (WCU), 1992
 59, Sy Jones (GSU), 1995
 59, Alex Tolbert (WCU), 1997
 58, Rob Kral (COFC), 2010

Hit by Pitch

32, Gary Morris (Elon), 2005
 29, Graham Maiden (COFC), 2007
 26, Byron Barber (COFC), 2004
 26, Chris Barker (UNCG), 2010
 25, Cameron Dullnig (WCU), 2010
 24, James Payne (GSU), 2003
 24, Byron Barber (COFC), 2004
 24, Griffin Benedict (GSU), 2009
 22, Oliver Marmol (COFC), 2007
 22, Jonathan Greene (WCU), 2007
 22, Bennett Davis (ELON), 2008
 22, Matt Leeds (COFC), 2010
 22, Neal Pritchard (ELON), 2010

Sacrifice Bunts

21, Brett Gardner (COFC), 2004
 17, Brett Gardner (COFC), 2005
 16, Adam Weaver (Elon), 2007
 15, Will Coker (CIT), 2004
 15, Jess Easterling (COFC), 2004
 15, Andrew Greene (FUR), 2005
 15, Oliver Marmol (COFC), 2006
 14, Chris Walker (GSU), 2001
 14, Ben Terry (FUR), 2005
 14, Joey Rodgers (FUR), 2007

Sacrifice Flies

12, Tim Carrier (UNCG), 2008
 11, Chris Campbell (COFC), 2006
 10, Kirk Strebin (UNCG), 2003
 9, Tavy Smalls (CIT), 2000
 9, Chris Campbell (COFC), 2007
 8, Tommy Peterman (GSU), 1996
 8, Jess Easterling (COFC), 2004
 8, Chris Price (Elon), 2006
 8, Ryan Addison (Elon), 2006
 8, Gregory Zage (DAV), 2006
 8, Jordy Snyder (Elon), 2007
 8, Ryan Adams (Elon), 2010

Hitting Streaks

29, Billy Colome (COFC), 1999
 29, Mason Meredith (SAM), 2009
 28, Garrick Haltiwanger (CIT), 1995-96
 28, Matt Easterday (GSU), 2000
 27, Phil King (FUR), 1964-65
 27, Scott Lyman (WCU), 1992-93
 27, Chris Ard (CIT), 2003
 27, A.J. Davidiuk (FUR), 2004-05
 27, Rand Smith (ASU), 2009
 26, Sonny Meade (CIT), 2009



Wofford's Brandon Waring set the Southern Conference single-season home run record in 2007 when he belted 27 round-trippers.

200-HIT CLUB

360, Philip Hartig (CIT), 1998-01
 355, Chris Campbell (COFC), 2004-07
 355, Sonny Meade (CIT), 2006-09
 336, Barrett Shaft (WCU), 2005-08
 326, Scott Henley (GSU), 1998-01
 318, Wes Hobson (ASU), 2007-10
 314, Chris Swauger (CIT), 2005-08
 312, Greg Dowling (GSU), 2003-06
 311, Chris Moore (WCU), 1996-99
 310, Bryan Altman (CIT), 2007-10
 302, Matt Raleigh (WCU), 1989-92
 297, Brett Gardner (COFC), 2002-05
 296, Chris Ard (CIT), 2002-05
 295, Terrence Smalls (CIT), 1995-98
 291, Bo Betchman (CIT), 1994-97
 289, Phillip Coker (COFC), 2003-06
 288, Derek Norman (FUR), 2001-04
 286, Freddie Hailey (WCU), 1984-87
 285, Alan Beck (WCU), 2000-03
 284, Clint Fairey (WCU), 1986-89
 277, A.J. Wirnsberger (GSU), 2007-10
 275, Griffin Benedict (GSU), 2006-09
 272, Tim Frend (DAV), 1999-02
 271, Todd Roper (WCU), 2001-04
 270, Mike Tidick (WCU), 1991-94
 266, Jon Aughey (CIT), 2002-05
 264, Skip Nelloms (WCU), 1985-88
 264, Brett Spivey (COFC), 2000-03
 264, A.J. Davidiuk (FUR), 2003-06
 264, Nick Liles (WCU), 2007-09
 263, Mike Carson (WCU), 1984-87
 262, Martin Barrow (WCU), 1995-98
 262, Ryan Gordon (UNCG), 2000-04
 261, Rod Goldston (WCU), 2000-03
 260, Shane Kirkley (WOF), 2005-08
 260, Isaac Harrow (ASU), 2006-09
 258, Chris Catanzaro (VMI), 1998-01
 258, Matt Matulia (CIT), 2003-06

257, David Beckley (CIT), 1993-96
 257, Josh Stackley (CIT), 2002-05
 254, Chris Shehan (GSU), 2006-08
 251, Tyson Whitley (GSU), 1994-97
 250, Jay Heafner (DAV), 2003-06
 249, James Payne (GSU), 2002-05
 249, Chris Price (Elon), 2003-06
 248, Anthony Jenkins (CIT), 1987-90
 247, Keith LeClair (WCU), 1985-88
 246, Kevin Bellomo (WCU), 1988-91
 246, Alex Tolbert (WCU), 1994-97
 245, Jim Morrill (FUR), 1995-98
 245, Chris Davis (WCU), 2002-05
 244, Brett Anderson (COFC), 2002-05
 244, Dom Franchini (FUR), 2001-04
 244, Todd Buchanan (WCU), 2000-03
 243, Lee Glaze (CIT), 1983-86
 242, Ryan Butler (CIT), 1994-97
 241, Caleb Moore (ETSU), 2002-05
 239, Chris Behne (ASU), 1997-00
 239, Kyle Behrendt (WOF), 2007-10
 238, Blake Murphy (WCU), 2005-08
 237, Tavy Smalls (CIT), 1997-00
 235, Jody Wade (FUR), 1996-99
 234, Ben Brown (DAV), 1997-00
 234, Brian Pierce (GSU), 2006-09
 232, Tony Martin (ETSU), 1980-83
 232, Curt Beerman (CIT), 1994-97
 231, Corey Overholtzer (UNCG), 2007-10
 230, Strat Stavrou (WOF), 1999-02
 229, Tommy Green (ASU), 1984-88
 229, Ryan Presnell (FUR), 1999-02
 228, Scott Waugh (ASU), 1988-91
 228, Chris Valdes (FUR), 1998-01
 227, Dave Turgeon (DAV), 1984-87
 226, Case Cassidy (FUR), 2003-06
 226, Joey Bergman (CofC), 2007-10
 225, Aaron Haigler (CIT), 1996-99

224, Garrick Haltiwanger (CIT), 1994-96
 224, Richard Jones (CIT), 2007-09
 223, Danny Rueckel (FUR), 1999-02
 223, Chip Cannon (CIT), 2001-04
 222, Steven Strasbaugh (WCU), 2005-07
 221, Andrew Greene (FUR), 2004-06
 220, Chase Austin (Elon), 2007-09
 219, Dan Martz (FUR), 1995-98
 219, J.R. Revere (GSU), 1999-02
 219, David Towarnicky (ASU), 2007-10
 218, Louie Napoleon (VMI), 1993-96
 218, Gettys Glaze (CIT), 1989-92
 218, Alex Entreklin (DAV), 2003-06
 217, Greg Feltes (UNCG), 2005-08
 216, Matt Herring (GSU), 2000-02
 216, Brent Greer (WCU), 2007-09
 215, Drew Davis (Elon), 2004-07
 215, David Rubinstein (ASU), 2006-08
 214, Brad Edwards (DAV), 1994-97
 213, Tom Sams (ASU), 1980-83
 213, Clint Hill (FUR), 2000-03
 213, Eli Benefield (DAV), 2002-05
 212, San Navarro (DAV), 2002-05
 210, Will Shellman (ASU), 1991-94
 210, Kyle Jordan (CIT), 2007-10
 209, Wes Timmons (ASU), 1999-01
 209, Rand Smith (ASU), 2006-09
 208, Jonathan Greene (WCU), 2005-07
 207, Zach Brown (CIT), 2004-07
 207, Mike Melillo (Elon), 2007-10
 206, David Groseclose (VMI), 1992-95
 206, Brendan Gilligan (GSU), 2000-03
 205, James Bright (FUR), 1997-00
 204, Shayne Byrne (ETSU), 2003-05
 203, Ronnie Shore (DAV), 2003-06
 203, Marcus Rose (FUR), 2005-08
 202, David Griffin (CIT), 1999-02
 200, Brett Anderson (COFC), 2002-05

INDIVIDUAL CAREER BATTING

Games Played

242, Matt Raleigh (WCU), 1989-92
 240, Chris Campbell (COFC), 2004-07
 239, Philip Hartig (CIT), 1998-01
 238, Terrence Smalls (CIT), 1995-98
 238, Bryan Altman (CIT), 2007-10
 237, Chris Swauger (CIT), 2005-08
 236, David Beckley (CIT), 1993-96
 236, Bo Betchman (CIT), 1994-97
 236, Matt Matulia (CIT), 2003-06
 235, Brett Anderson (COFC), 2002-05
 235, Kyle Jordan (CIT), 2007-10

At-Bats

999, Chris Campbell (COFC), 2004-07
 983, Philip Hartig (CIT), 1998-01
 969, Bryan Altman (CIT), 2007-10
 963, Sonny Meade (CIT), 2006-09
 934, Chris Swauger (CIT), 2005-08
 928, Barrett Shaft (WCU), 2005-08
 918, Terrence Smalls (CIT), 1995-98
 904, Scott Henley (GSU), 1998-01
 891, Chris Ard (CIT), 2002-05
 882, Josh Stackley (CIT), 2002-05

Runs Scored

251, Matt Raleigh (WCU), 1989-92
 240, Chris Moore (WCU), 1996-99
 229, Philip Hartig (CIT), 1998-01
 223, Wes Hobson (ASU), 2007-10
 222, Terrence Smalls (CIT), 1995-98
 216, Freddie Hailey (WCU), 1984-87
 216, Alan Beck (WCU), 2000-03
 214, Brett Gardner (COFC), 2002-05
 211, Chris Swauger (CIT), 2005-08
 208, Phillip Coker (COFC), 2003-06
 208, Bryan Altman (CIT), 2007-10

Doubles

79, Chris Campbell (COFC), 2004-07
 78, Wes Hobson (ASU), 2007-10
 75, Philip Hartig (CIT), 1998-01
 71, Chris Catanzaro (VMI), 1998-01
 71, Chris Swauger (CIT), 2005-08
 70, Rod Goldston (WCU), 2000-03
 70, Sonny Meade (CIT), 2006-09
 68, Chris Moore (WCU), 1996-99
 65, Isaac Harrow (ASU), 2006-09
 64, Bryan Altman (CIT), 2007-10

Triples

20, Lee Curtis (COFC), 2002-03
 19, Tony Martin (ETSU), 1980-83
 18, Corey Overholtzer (UNCG), 2007-10
 16, Ryan Gordon (UNCG), 2000-04
 16, Brett Gardner (COFC), 2002-05
 16, Chris Swauger (CIT), 2005-08
 15, Martin Barrow (WCU), 1995-98
 14, Anthony Jenkins (CIT), 1987-90
 14, Louie Napoleon (VMI), 1993-96
 14, Jody Wade (FUR), 1996-99
 14, Philip Hartig (CIT), 1998-01
 14, Chris Dove (Elon), 2007-08

Home Runs

68, Matt Raleigh (WCU), 1989-92
 64, Philip Hartig (CIT), 1998-01
 61, Clint Fairey (WCU), 1986-89
 51, Mike Nipper (ETSU), 1981-83
 51, Tommy Peterman (GSU), 1994-96
 51, Alex Tolbert (WCU), 1994-97
 50, Chris Moore (WCU), 1996-99
 50, Scott Henley (GSU), 1998-01
 50, Shane Kirkley (WOF), 2005-08
 48, A.J. Wirnsberger (GSU), 2007-10



The Citadel's Philip Hartig (1998-2001) finished his career as the SoCon's all-time hits leader with 360.

Grand Slams

- 5, Todd Buchanan (WCU), 2000-03
- 3, Billy Masse (DAV), 1985-87
- 3, Tim Frend (DAV), 1999-02
- 3, Dominic Franchini (FUR), 2001-04
- 3, Chip Cannon (CIT), 2001-04
- 3, A.J. Wirsberger (GSU), 2007-10

Total Bases

- 655, Philip Hartig (CIT), 1998-01
- 580, Matt Raleigh (WCU), 1989-92
- 566, Chris Campbell (COFC), 2004-07
- 545, Chris Moore (WCU), 1996-99
- 539, Scott Henley (GSU), 1998-01
- 531, Chris Swauger (CIT), 2005-08
- 504, Wes Hobson (ASU), 2007-10
- 490, A.J. Wirsberger (GSU), 2007-10
- 488, Alan Beck (WCU), 2000-03
- 487, Sonny Meade (CIT), 2006-09

Runs Batted In

- 290, Philip Hartig (CIT), 1998-01
- 290, Chris Campbell (COFC), 2004-07
- 254, Chris Moore (WCU), 1996-99
- 239, Matt Raleigh (WCU), 1989-92
- 236, Scott Henley (GSU), 1998-01
- 222, Alan Beck (WCU), 2000-03
- 218, A.J. Wirsberger (GSU), 2007-10
- 212, Skip Nelloms (WCU), 1985-88
- 207, Sonny Meade (CIT), 2006-09
- 206, Greg Dowling (GSU), 2003-06

Batting Average (minimum 250 AB)

- .433, Bill White (CIT), 1980-82
- .404, Randy Ingle (ASU), 1977-79
- .404, Lee Curtis (COFC), 2002-03
- .403, Keith Ebersole (WCU), 1977-78
- .390, Robie Peele (ASU), 1981-83
- .388, Greg Hill (MAR), 1980-83
- .388, Clint Fairey (WCU), 1986-89
- .388, Joey Bergman (COFC), 2007-10
- .383, Billy Masse (DAV), 1985-87
- .383, Byron Barber (COFC), 2004-05

Slugging Percentage

- .742, Lee Curtis (COFC), 2002-03
- .726, Todd Greene (GSU), 1992-93
- .710, Billy Masse (DAV), 1985-87
- .693, Matt Raleigh (WCU), 1989-92
- .690, Tony Welborn (ASU), 1983-86
- .682, Brandon Waring (WOF), 2005-07
- .680, Ed Dubiel (ASU), 1986-87
- .667, Philip Hartig (CIT), 1998-01
- .664, Donovan Minero (WCU), 2001-02
- .659, Alan Lewis (DAV), 1985-87

Stolen Bases

- 147, Chris Morris (CIT), 1998-00
- 115, Terrence Smalls (CIT), 1995-98
- 106, Antoine Moran (GSU), 1994-97
- 103, David Beckley (CIT), 1993-96
- 103, Chris Walker (GSU), 1999-02
- 100, David Groseclose (VMI), 1992-95
- 99, Dan McDonnell (CIT), 1989-92
- 96, Jody Wade (FUR), 1996-99
- 96, Brett Gardner (COFC), 2002-05
- 92, Gary Sibayan (VMI), 1986-89

Strikeouts

- 246, Kyle Jordan (CIT), 2007-10
- 214, Jason Randall (CIT), 2000-03
- 195, Jon Aughey (CIT), 2002-05
- 193, David Beckley (CIT), 1993-96
- 186, Brett Anderson (COFC), 2002-05
- 185, Jeremiah Parvin (DAV), 1998-01
- 180, Jesse Martin (UNCG), 1999-02
- 179, Josh Stackley (CIT), 2002-05
- 178, Mark Hamlin (GSU), 1993-96
- 178, Tim Turner (ETSU), 2001-04

Bases on Balls

- 185, Dan McDonnell (CIT), 1989-92
- 174, Bo Betchman (CIT), 1994-97
- 156, Chip Cannon (CIT), 2001-04
- 149, Sy Jones (GSU), 1993-96
- 144, Chris Moore (WCU), 1996-99
- 144, Blake Murphy (WCU), 2005-08
- 142, Alan Beck (WCU), 2000-03
- 140, Chris Swauger (CIT), 2005-08
- 138, Brendan Gilligan (GSU), 2000-03
- 137, Franco Martin, 1994-97

Hit by Pitch

- 62, J.R. Revere (GSU), 1999-02
- 56, James Payne (GSU), 2002-05
- 54, Oliver Marmol (COFC), 2005-07
- 53, Griffin Benedict (GSU), 2006-09
- 51, Daryl Byrd (CIT), 1999-01
- 51, Brett Anderson (COFC), 2002-05
- 50, Carlos Love (GSU), 2000-03
- 49, Keith Munns (WOF), 2005-08
- 48, A.J. Wirsberger (GSU), 2007-10
- 47, Wes Timmons (ASU), 1999-01

Sacrifice Hits

- 53, Brett Gardner (COFC), 2002-05
- 44, Kyle Jordan (CIT), 2007-10
- 38, Jess Easterling (COFC), 2004-06
- 38, Andrew Greene (FUR), 2003-06
- 38, Oliver Marmol (COFC), 2005-07
- 36, Brian Pierce (GSU), 2006-09
- 34, Phillip Coker (COFC), 2003-06
- 30, Adam Weaver (Elon), 2005-07
- 30, Sean Snell (UNCG), 2005-08
- 28, Chris Walker (GSU), 1999-02
- 28, Todd Roper (WCU), 2001-04
- 28, Matt Matulia (CIT), 2003-06

Sacrifice Flies

- 28, Chris Campbell (COFC), 2004-07
- 22, Sonny Meade (CIT), 2006-09
- 21, Brandon Burns (GSU), 2001-04
- 20, Chris Price (Elon), 2004-06
- 17, Isaac Harrow (ASU), 2006-09
- 16, Chris Swauger (CIT), 2005-08
- 15, D.J. Businger (FUR), 1995-98
- 15, Brandon Long (GSU), 2001-04
- 15, Adam Weaver (Elon), 2005-07
- 15, Shane Kirkley (WOF), 2005-08
- 15, Griffin Benedict (GSU), 2006-09
- 15, Brian Pierce (GSU), 2006-09
- 15, Ray Quinones (UNCG), 2008-10

INDIVIDUAL SEASON PITCHING

10-WIN CLUB

15, Julio Ayala (GSU), 1996
 12, Mike Cherry (CIT), 1983
 12, Pete Hardee (ASU), 1984
 12, Scott Gay (WCU), 1985
 12, Will Ertel (FUR), 1991
 12, Jason Beverlin (WCU), 1993
 12, Matt Baber (ETSU), 1999
 12, David Ray (GSU), 2000
 12, Scooter Michael (UNCG), 2002
 12, Ryan Johnson (COFC), 2004
 12, Jonathan Ellis (CIT), 2004
 12, Asher Wojciechowski (CIT), 2010
 11, Moe Bauer (WF), 1950
 11, Joe Graves (ETSU), 1981
 11, Greg Wilcox (DAV), 1988
 11, Jack Kimel (WCU), 1990
 11, Phillip Grundy (WCU), 1991
 11, Jason Beverlin (WCU), 1994
 11, William Rushing (GSU), 1995
 11, Chris Pollard (DAV), 1995
 11, Mark DiFelice (WCU), 1998
 11, Ron Colvard (CIT), 2000
 11, Ian Ostlund (VMI), 2000
 11, Brett Lewis (GSU), 2002
 11, George Lehr (WOF), 2002
 11, Ryan Johnson (COFC), 2002
 11, Tom Mastny (FUR), 2003
 11, Jarrett Santos (UNCG), 2003
 11, Nick Chigges (COFC), 2006
 11, Nick Chigges (COFC), 2007
 11, Ben Austin (WOF), 2007
 11, Chris Mederos (GSU), 2009
 10, Jim Heise (WVU), 1955
 10, John Katona (FUR), 1971
 10, Doug Pounder (CIT), 1971
 10, Mickey Britt (ECU), 1976
 10, Jerry Reed (WCU), 1977
 10, Jeff Andrews (ETSU), 1981
 10, Scott Gay (WCU), 1984
 10, Keith Smith (WCU), 1986
 10, Ken Britt (CIT), 1990
 10, Jack Kimel (WCU), 1992
 10, Britt Reames (CIT), 1995
 10, Mark DiFelice (WCU), 1997
 10, Rodney Hancock (CIT), 1999
 10, Matt Baber (ETSU), 2000
 10, Derrick Hawk (WCU), 2003
 10, Jeremy Hall (ETSU), 2005
 10, Matt Chastain (Elon), 2006
 10, Patrick Curran (UNCG), 2006
 10, Everett Teaford (GSU), 2006
 10, Garrett Sherrill (ASU), 2007
 10, Steven Hensley (Elon), 2008
 10, Jimmy Reyes (Elon), 2010

100 STRIKEOUT CLUB

172, William Rushing (GSU), 1995
 159, Brian Wiley (CIT), 1998
 159, Brian Rogers (CIT), 1998
 155, Asher Wojciechowski (CIT), 2010
 154, Jason Beverlin (WCU), 1994
 150, Brian Wiley (CIT), 1999
 143, Julio Ayala (GSU), 1996
 135, Britt Reames (CIT), 1994
 135, Chris Mason (UNCG), 2005
 132, Mike Cherry (CIT), 1983
 131, Jonathan Ellis (CIT), 2004
 127, Dick Almes (CIT), 1959
 124, Clark Maxwell (WCU), 1995
 123, John Radosevich (WVU), 1964
 123, Britt Reames (CIT), 1995
 123, Rodney Hancock (CIT), 1999
 122, Brett Lewis (GSU), 1999
 122, Brett Lewis (GSU), 2002
 122, Everett Teaford (GSU), 2006
 120, John Radosevich (WVU), 1965
 119, Paul Chuma (WVU), 1959
 118, Scott Gay (WCU), 1985
 118, Dennis Dove (GSU), 2003
 118, Everett Teaford (GSU), 2005
 115, David Ray (GSU), 2000
 113, Smitty Holland (CIT), 1966
 113, William Rushing (GSU), 1994
 113, Ryan Gordon (UNCG), 2000
 113, Everett Teaford (GSU), 2004
 113, Chris Mederos (GSU), 2009
 112, Nick Chigges (COFC), 2007
 111, Jim Heise (WVU), 1955
 111, David Ray (GSU), 2000
 110, Hank Bunnell (GWU), 1970
 110, Mark DiFelice (WCU), 1998
 109, John Katona (FUR), 1971
 109, Jeff Keppen (GSU), 1997
 107, Reid Casey (ETSU), 2001
 107, Steven Hensley (Elon), 2007
 106, Percy Sensabaugh (VMI), 1964
 106, Tim Barr (DAV), 1977
 106, Mike Cherry (CIT), 1982
 106, Jason Beverlin (WCU), 1993
 106, Jarrett Santos (UNCG), 2003
 106, Tom Mastny (FUR), 2003
 105, Jerry Meadows (WVU), 1967
 105, Hal Baird (ECU), 1971
 104, Gettys Glaze (CIT), 1992
 104, Ryan Cummings (GSU), 1997
 104, Matt Baber (ETSU), 2000
 103, Tom Masteny (FUR), 2003
 103, John Carroll (GSU), 2003
 102, Clark Maxwell (WCU), 1997
 102, Jared Burton (WCU), 2002
 101, Clark Maxwell (WCU), 1996
 101, Taft Cable (UNCG), 2000
 101, Graham Godfrey (COFC), 2006
 101, Jimmy Reyes (Elon), 2009
 100, Matt Spade (MAR), 1994
 100, Nick Chigges (COFC), 2006

100 INNING (SEASON) CLUB

160.0, William Rushing (GSU), 1995
 152.0, Julio Ayala (GSU), 1996
 136.1, Jonathan Ellis (CIT), 2004
 133.2, Matt Baber (ETSU), 2000
 132.1, Will Ertel (FUR), 1991
 126.1, Brett Lewis (GSU), 2002
 125.2, Asher Wojciechowski (CIT), 2010
 125.0, Ryan Basner (WCU), 2003
 124.1, Jason Beverlin (WCU), 1994
 124.0, Tom Mastny (FUR), 2003
 123.1, Clark Maxwell (WCU), 1995
 122.0, Clint Sauls (GSU), 1998
 120.1, Everett Teaford (GSU), 2006
 119.2, David Pember (WCU), 1999
 119.2, Everett Teaford (GSU), 2005
 119.1, Brett Lewis (GSU), 1999
 119.0, Brian Rogers (CIT), 1998
 118.2, Chris Mason (UNCG), 2005
 117.1, Reid Casey (ETSU), 2001
 116.2, Brett Lewis (GSU), 2000
 116.0, Kyle Hadden (WOF), 2000
 115.2, Nick Chigges (COFC), 2006
 115.0, Chris Pollard (DAV), 1995
 115.0, Clint Sauls (GSU), 1997
 113.2, Jeff Keppen (GSU), 1995
 113.2, Brett Lewis (GSU), 2001
 113.1, Tim Barr (DAV), 1977
 113.1, Scott Gay (WCU), 1985
 113.1, Eric Talbert (CIT), 2001
 112.0, Josh Lairsey (GSU), 2005
 111.2, John Carroll (GSU), 2004
 111.2, Jeremy Hall (ETSU), 2005
 110.2, Reid Casey (ETSU), 2002
 110.1, Phillip Grundy (WCU), 1992
 110.1, George Lehr (WOF), 2000
 110.0, Rodney Hancock (CIT), 1999
 110.0, Tom Mastny (FUR), 2002
 109.2, Tim Roth (GSU), 1994
 109.2, Austin Redwine (WOF), 2007
 109.0, Billy Baker (CIT), 1990
 109.0, William Rushing (GSU), 1994
 108.1, Everett Teaford (GSU), 2004
 107.2, Ben Austin (WOF), 2007
 107.1, Nick Chigges (COFC), 2007
 106.2, Jim Heise (WVU), 1955
 106.2, Drew Saberhagen (WCU), 2007
 106.1, Jay Metzger (UNCG), 2002
 106.1, George Lehr (WOF), 2002
 105.2, Matt Chastain (Elon), 2006
 105.1, Jason Beverlin (WCU), 1993
 104.2, Wes Wrenn (CIT), 2007
 104.1, Jim Carragher (GSU), 1993
 104.1, Britt Reames (CIT), 1994
 104.1, Jeremy Hall (ETSU), 2004
 104.1, Dustin Evans (GSU), 2005
 104.1, Ryan Flacon (UNCG), 2007

104.1, Matt Talley (CIT), 2010
 104.0, Brad Josey (WCU), 2003
 103.2, Mickey Britt (ECU), 1976
 103.2, Kirk Burnett (FUR), 1985
 103.0, Toby David (FUR), 2001
 103.0, Jared Burton (WCU), 2002
 102.2, Clark Maxwell (WCU), 1997
 102.2, Charlie Wentzky (COFC), 2000
 102.1, Hank Bunnell (GWU), 1970
 102.0, Ryan Cummings (GSU), 1996
 102.0, George Lehr (WOF), 2001
 102.0, Wes Wrenn (CIT), 2009
 102.0, Jake Brown (GSU), 2010
 101.2, Rex Havens (ETSU), 1991
 101.2, Ian Parry (FUR), 2010
 101.1, Jack Kimel (WCU), 1990
 101.1, Tate Osterman (WOF), 2001
 101.1, Reid Price (COFC), 2004
 101.0, Jarrett Santos (UNCG), 2003
 101.0, Brian Akin (DAV), 2004
 101.0, Brad Josey (WCU), 2004
 100.2, Clint Fair (GSU), 1993
 100.2, Matt Spade (MAR), 1994
 100.2, Scooter Michael (UNCG), 2003
 100.2, Ryan Edell (COFC), 2005
 100.2, Steven Hensley (Elon), 2007
 100.0, Scooter Michael (UNCG), 2003
 100.1, Phillip Grundy (WCU), 1991
 100.1, Ryan Johnson (COFC), 2002
 100.1, Everett Hancock (UNCG), 2000
 100.0, Ken Egleton (CIT), 2004

Appearances

42, Todd Lee (GSU), 1997
 41, Jarrett Santos (UNCG), 2003
 40, Mike Manning (WCU), 1994
 40, Ted Toler (UNCG), 2001
 39, Randy Corn (CIT), 2002
 38, Todd Lee (GSU), 1996
 38, Tom Martin (CIT), 1998
 38, Taft Cable (UNCG), 2000
 38, Patrick Curran (UNCG), 2006
 38, James White (UNCG), 2008

Starts

22, Julio Ayala (GSU), 1996
 20, William Rushing (GSU), 1995
 19, Matt Baber (ETSU), 2000
 19, Austin Redwine (WOF), 2007
 18, Clint Sauls (GSU), 1998
 18, Everett Hancock (UNCG), 2000
 18, Corey Ethridge (FUR), 2000
 18, Brett Lewis (GSU), 2000
 18, Everett Hancock (UNCG), 2001
 18, Tom Mastny (FUR), 2002
 18, Ryan Basner (WCU), 2003
 18, Jonathan Ellis (CIT), 2004
 18, Jeremy Hall (ETSU), 2005
 18, Austin Redwine (WOF), 2006
 18, Ben Austin (WOF), 2007

Losses

12, Ben Hager (ASU), 2000
 11, Danny Clark (ETSU), 1990
 11, Duke Acors (VMI), 2002
 11, Nick Peterson (ASU), 2003
 10, Richard Godsey (FUR), 1966
 10, Chris Johnson (ETSU), 1985
 10, Heath Doyle (ETSU), 1998
 10, Kyle Hadden (WOF), 2000
 10, George Lehr (WOF), 2000
 10, Phil Hendrix (VMI), 2002
 10, Kyle Shiplett (ASU), 2002
 10, Jarrod Rampey (WOF), 2003
 10, Jonathan Reeder (ASU), 2005
 10, Rob Wilson (DAV), 2007
 10, Warren Slack (UNCG), 2010

Earned Run Average (min. 30 IP)

0.45, Denny Taylor (WVU), 1968
 0.56, Ron Hastings (ECU), 1970
 0.60, Mike Sullivan (MAR), 1980
 0.65, Vaughn Kovach (WVU), 1966
 0.67, Percy Sensabaugh (VMI), 1964
 0.69, Roger Hatcher (UR), 1973
 0.83, Terry Deavers (FUR), 1969
 0.85, Marshall Dellinger (ECU), 1967
 0.85, Dan Kyslinger (WCU), 1992
 0.87, Richardson (W&M), 1971

Complete Games

11, Howard Bryan (DAV), 1966
 11, Rick Pipan (DAV), 1971
 11, Will Ertel (FUR), 1991
 11, Chris Pollard (DAV), 1995
 11, Matt Baber (ETSU), 1999
 10, Blair Thomas (VMI), 1951
 10, John Katona (FUR), 1970
 10, John Katona (FUR), 1971
 10, Joel Tew (DAV), 1975
 10, Tim Barr (DAV), 1977
 10, Jonathan Coulombe (DAV), 1997

Walks

81, Kyle Hadden (WOF), 2000
 71, Brian Chapman (ASU), 2002
 69, Ray Yeoman (CIT), 1972
 69, Kirk Burnett (FUR), 1985
 66, William Rushing (GSU), 1995
 65, Scott Weaver (DAV), 1985
 65, Jamie Furr (CIT), 1988
 65, George Lehr (WOF), 2000
 64, Tim Purcell (DAV), 1978
 64, Travis Trammell (WOF), 2000

Shutouts

9, Donald Marillo (CIT), 1992-95
 5, Gettys Glaze (CIT), 1992
 4, Frank Griffith (UR), 1962
 4, Dick Balderson (UR), 1967
 4, Jim Raynor (ECU), 1967
 4, Ron Hastings (ECU), 1969
 4, Mike Pendleton (CIT), 1978
 4, Frank Galloway (CIT), 1979
 4, Jeff Andrews (ETSU), 1980
 4, Jeff Montgomery (MAR), 1981

Saves

17, Paul Thornton (GSU), 1993
 17, Thomas Girdwood (Elon), 2009
 15, Brett Harker (COFC), 2005
 15, Josh McLaughlin (COFC), 2006
 15, Link Saunders (CIT), 2006
 14, Mike Manning (WCU), 1994
 13, Donald Morillo (CIT), 1995
 13, Randy Corn (CIT), 2002
 13, Brett Harker (COFC), 2004
 13, Chris Patterson (ASU), 2010

Strikeouts per 9 Innings

15.0, John Radosevich (WVU), 1963
 14.9, Tod Lee (GSU), 1996
 14.7, Paul Chuma (WVU), 1959
 14.2, Percy Sensabaugh (VMI), 1964
 14.1, Smitty Holland (CIT), 1966
 14.1, Buster Holland (CIT), 1966
 14.1, Brian Wiley (CIT), 1998
 14.0, John Radosevich (WVU), 1965
 13.8, Tod Lee (GSU), 1995
 13.8, Tod Lee (GSU), 1997

Hit Batters

27, Scott Musgrave (ASU), 1995
 27, Travis Trammell (WOF), 2000
 23, George Lehr (WOF), 2000
 22, David Peterson (COFC), 2010
 20, Jamie McDonald (DAV), 2000
 19, Austin Redwine (WOF), 2007
 19, Mike Tavernier (WCU), 2009
 17, Corey Ethridge (FUR), 2000
 17, Thomas Middour (DAV), 2009
 16, Tom Mastny (FUR), 2001
 16, Toby David (FUR), 2001
 16, Garrett Ozar (WCU), 2008



William Rushing (Georgia Southern) struck out a conference-record 172 batters in 1995.

INDIVIDUAL CAREER PITCHING

20-Win Club

36, Brett Lewis (GSU), 1999-02
 34, Mark DiFelice (WCU), 1995-98
 33, Jack Kimel (WCU), 1989-92
 32, Scotter Michael (UNCG), 2001-04
 31, Nick Chigges (CofC), 2004-07
 30, Mike Monte (CIT), 1984-87
 30, Clark Maxwell (WCU), 1994-97
 29, John Katona (FUR), 1969-72
 29, Mike Pendleton (CIT), 1978-81
 28, Tom Mastny (FUR), 2000-03
 27, Jason Beverlin (WCU), 1992-94
 27, Clint Sauls (GSU), 1995-98
 26, Jeff Andrews (ETSU), 1979-81
 26, Scott Gay (WCU), 1983-85
 26, Steve Condon (DAV), 1984-87
 26, Brian Wiley (CIT), 1996-99
 26, Everett Teaford (GSU), 2004-06
 26, Matt Andress (ASU), 2007-10
 26, Matt Crim (CIT), 2006-09
 26, Wes Wrenn (CIT), 2006-09
 26, Nick Chigges (CofC), 2006-09
 25, John Radosevich (WVU), 1963-65
 25, Kevin Simmons (ASU), 1983-86
 25, Ken Britt (CIT), 1989-92
 25, Brian Callahan (CIT), 1993-96
 24, Jim Heise (WVU), 1953-56
 24, Jeff Barkley (CIT), 1979-82
 24, Steve Basch (CIT), 1990-93
 24, Phillip Grundy (WCU), 1991-93
 24, Steven Hensley (Elon), 2006-08
 23, Mike Cherry (CIT), 1981-83
 23, George Lehr (WOF), 1999-02
 23, Ryan Johnson (CofC), 2002, 04
 22, Moe Bauer (WF), 1947-50
 22, Doug Pounder (CIT), 1968-71
 22, Alan Hurt (CIT), 1980-83
 22, Lenny Stratton (ASU), 1985-87
 22, Brad Stowell (CIT), 1988-91
 22, Rodney Hancock (CIT), 1997-99
 22, Matt Baber (ETSU), 1999-00
 22, Dennis Dove (GSU), 2001-03
 22, Ryan Hodinka (FUR), 2003-06
 22, Ken Ferrer (Elon), 2008-10
 21, Jerry Meadows (WVU), 1965-67
 21, Pete Hardee (ASU), 1982-84
 21, Lance Cole (Elon), 2003-06
 21, Justin Smith (CIT), 2004-07
 21, Jimmy Reyes (Elon), 2008-10
 20, Dennis Hill (GWU), 1958-61
 20, Ken Hare (WCU), 1980-84
 20, Russ Warfield (ASU), 1981-84
 20, Will Ertel (FUR), 1989-93
 20, Chris Pollard (DAV), 1993-96
 20, William Rushing (GSU), 1994-95
 20, Ryan Cummings (GSU), 1995-97
 20, Brian Bain (WCU), 1995-98
 20, Taft Cable (UNCG), 1999-01
 20, Reid Casey (ETSU), 1999-02
 20, Jarrett Santos (UNCG), 2003-04
 20, Dustin Evans (GSU), 2004-06
 20, Austin Redwine (WOF), 2004-07
 20, Tyler Sexton (WCU), 2006-08
 20, Asher Wojciechowski (CIT), 2007-10

Appearances

135, Raymond Copenhaver, 2007-10
 130, Ted Toler (UNCG), 1998-01
 121, Ryan Foster (WCU), 2000-03
 118, Rob Purvis (FUR), 1999-02
 112, Tom Martin (CIT), 1995-98
 112, George Lehr (WOF), 1999-02
 109, Tod Lee (GSU), 1995-97
 109, Jason Cadenhead (GSU), 1999-03
 108, Matt Hamer (CIT), 2000-03
 106, Patrick Currin (UNCG), 2003-06

Starts

71, Brett Lewis (GSU), 1999-02
 60, Reid Casey (ETSU), 1999-02
 59, Wes Wrenn (CIT), 2006-09
 58, Corey Etheridge (FUR), 1999-02
 58, Tom Mastny (FUR), 2000-03
 57, Austin Redwine (WOF), 2004-07
 56, Scooter Michael (UNCG), 2001-04
 56, Matt Andress (ASU), 2007-10
 56, Matt Crim (CIT), 2006-09
 55, Clint Sauls (GSU), 1995-98
 55, Ryan Falcon (UNCG), 2003-07

Innings Pitched

480.2, Brett Lewis (GSU), 1999-02
 410.2, Reid Casey (ETSU), 1999-02
 405.0, Tom Mastny (FUR), 2000-03
 391.1, Clint Sauls (GSU), 1995-98
 391.0, Wes Wrenn (CIT), 2006-09
 368.1, Scooter Michael (UNCG), 2001-04
 363.2, Clark Maxwell (WCU), 1994-97
 356.2, George Lehr (WOF), 1999-02
 354.2, Austin Redwine (WOF), 2004-07
 348.2, Jack Kimel (WCU), 1989-92

Losses

29, Reid Casey (ETSU), 1999-02
 27, Danny Clark (ETSU), 1989-92
 27, Wes Self (DAV), 1998-01
 26, Kirk Burnett (FUR), 1984-87
 26, George Lehr (WOF), 1999-02
 25, Jonathan Coulombe (DAV), 1994-97
 25, Jamie McDonald (DAV), 1997-00
 25, Corey Etheridge (FUR), 1999-02
 24, Charles Braswell, 1991-94
 24, Scott Clark (ASU), 2003-05
 24, Austin Redwine (WOF), 2004-07
 24, Rob Wilson (DAV), 2004-07

Earned Run Average (min. 100 IP)

1.33, Dennis Burke (ECU), 1966-68
 1.37, Ray Yeoman (CIT), 1971-72
 1.58, Dick Balderson (UR), 1966-68
 1.58, Josh McLaughlin (CofC), 2005-06
 1.65, John Katona (FUR), 1969-72
 1.69, Tom Shafer (WVU), 1960-62
 1.70, Ron Hastings (ECU), 1968-71
 1.72, Steve Arrington (CIT), 1970-73
 1.73, Jerry Meadows (WVU), 1965-67
 1.77, Randy Corn (CIT), 1999-02

Complete Games

30, John Katona (FUR), 1969-72
 27, Dick Balderson (UR), 1966-68
 24, Mark Airaghi (VMI), 1980-83
 23, Jeff Barkley (CIT), 1979-82
 22, Mike Pendleton (CIT), 1978-81
 21, John Radosevich (WVU), 1963-65
 21, Kirk Burnett (FUR), 1984-87
 20, Doug Pounder (CIT), 1968-71
 20, Jeff Andrews (ETSU), 1979-81
 20, Steve Condon (DAV), 1984-87
 20, Matt Baber (ETSU), 1999-00

Strikeouts

431, Brian Wiley (CIT), 1996-99
 429, Brett Lewis (GSU), 1999-02
 374, Clark Maxwell (WCU), 1994-97
 353, Everett Teaford (GSU), 2004-06
 339, John Radosevich (WVU), 1963-65
 332, Nick Chigges (CofC), 2004-07
 323, Reid Casey (ETSU), 1999-02
 322, Brian Rogers (CIT), 1996-98
 308, Asher Wojciechowski (CIT), 2007-10
 306, Jason Beverlin (WCU), 1992-94

Bases on Balls

194, Brian Wiley (CIT), 1996-99
 194, Reid Casey (ETSU), 1999-02
 174, Brett Lewis (GSU), 1999-02
 172, George Lehr (WOF), 1999-02
 166, Kevin Simmons (ASU), 1983-86
 164, Kirk Burnett (FUR), 1984-87
 163, Scott Weaver (DAV), 1983-86
 163, Jamie Furr (CIT), 1986-89
 155, Corey Etheridge (FUR), 1999-02
 153, Chris Bengel (CIT), 1984-87

Shutouts

9, Ron Hastings (ECU), 1968-71
 9, Donald Morillo (CIT), 1992-95
 7, Dick Balderson (UR), 1966-68
 7, John Katona (FUR), 1969-72
 7, Mike Pendleton (CIT), 1978-81
 7, Jeff Andrews (ETSU), 1979-81
 6, Dennis Burke (ECU), 1966-68
 6, Doug Pounder (CIT), 1968-71
 6, David Farmer (ASU), 1976-78
 6, Frank Galloway (CIT), 1976-79
 6, Steve Basch (CIT), 1990-93
 6, Scooter Michael (UNCG), 2001-04

Saves

35, Thomas Girdwood (Elon), 2008-10
 29, Hank Kraft (CIT), 1989-92
 29, Tod Lee (GSU), 1995-97
 29, Brett Harker (CofC), 2003-05
 26, Donald Morillo (CIT), 1992-95
 26, Link Saunders (CIT), 2003, 2005-07
 25, Randy Corn (CIT), 1999-02
 25, Jay Heafner (DAV), 2003-06
 22, Tom Martin (CIT), 1995-98
 22, Ryan Foster (WCU), 2000-03

TEAM GAME BATTING

Strikeouts per 9 IP

14.2, Tod Lee (GSU), 1995-97
 14.1, John Radosevich (WVU), 1963-65
 12.6, Randy Corn (CIT), 1999-02
 10.8, Tom Harrison (FUR), 1968-71
 10.6, Chris Patterson (ASU), 2007-10
 10.53, Chris Masters (WCU), 2007-09
 10.22, Asher Wojciechowski (CIT), 2007-10
 10.2, Dennis Dove (GSU), 2001-03
 10.0, Matt McSwain (Elon), 2004-05
 9.79, Casey Lucchese (CofC), 2008-10
 9.54, Jimmy Reyes (Elon), 2008-10

Relief Appearances

135, Raymond Copenhaver (CIT), 2007-10
 129, Ted Toler (UNCG), 1998-01
 120, Ryan Foster (WCU), 2000-03
 118, Rob Purvis (FUR), 1999-02
 112, Tom Martin (CIT), 1995-98
 109, Tod Lee (GSU), 1995-97
 107, Jason Cadenhead (GSU), 1999-03
 103, Matt Hamer (CIT), 2000-03
 97, Mike Frongello (DAV), 2008-10
 93, Zach Quate (ASU), 2006-09

Hit Batters

56, George Lehr (WOF), 1999-02
 49, Reid Casey (ETSU), 1999-02
 49, Tom Mastny (FUR), 2000-03
 45, Andy Cater (DAV), 2002-05
 43, Austin Redwine (WOF), 2004-07
 42, Jamie McDonald (DAV), 1997-00
 40, Tate Osterman (WOF), 1999-02
 39, Corey Etheridge (FUR), 1999-02
 39, Chris Pollard (DAV), 1993-96
 39, Tom Mastny (FUR), 1999-02
 38, Brett Lewis (GSU), 1999-02

At Bats

76, WOF vs. Elon, 5-1-09 (18 inn.)
 64, GSU vs. Clemson, 4-21-96 (18 inn.)
 63, Elon vs. WOF, 5-1-09 (18 inn.)
 62, WCU at FUR, 4-25-09
 61, CofC vs. GSU, 4-3-09
 60, CofC vs. Virginia, 2-26-06
 60, GSU vs. CofC, 4-3-09
 58, ASU vs. Elon, 5-1-08
 57, ASU vs. Charlotte, 3-26-81
 57, UNCG vs. Brown, 3-28-02
 56, DAV vs. ETSU, 5-12-05
 56, GSU vs. DAV, 3-11-00
 55, Elon vs. ASU, 5-20-05
 55, CIT vs. ETSU, 2-10-07
 55, ASU vs. DAV, 5-9-07

Hits

32, CIT vs. DAV, 4-5-82
 30, MAR vs. Morehead State, 3-22-90
 30, WCU vs. FUR, 1993
 30, CofC vs. FUR, 3-30-09
 30, WCU vs. Eastern Kentucky, 4-8-09
 29, DAV vs. ETSU, 5-12-05
 29, ASU vs. Elon, 5-1-08
 28, CofC vs. George Mason, 2-25-07
 28, CofC vs. George Mason, 2-23-08
 27, GSU vs. New Jersey Tech, 2-16-07
 27, CofC vs. FUR, 3-29-09

Hits, Inning

14, GSU vs. New Jersey Tech, 2-16-07
 12, WCU vs. FUR, 1991
 10, WOF vs. IPFW, 2-17-07
 10, WCU vs. Hartford, 3-16-08
 10, Elon vs. WOF, 5-21-08
 9, DAV vs. WCU, 3-28-86
 9, Elon vs. GSU, 5-22-08

Runs

35, MAR vs. Morehead State, 3-22-90
 34, GSU vs. New Jersey Tech, 2-16-07
 32, WCU vs. Hartford, 3-16-08
 31, CofC at DAV, 3-21-08
 30, CofC vs. Quinnipiac, 3-10-09
 29, WCU vs. MAR, 1992
 29, GSU vs. Florida A&M, 3-22-00
 29, Elon vs. ASU, 5-20-05
 29, DAV vs. Mount St. Mary's, 2-28-10
 28, VMI vs. Coppin State, 4-2-02
 28, CofC vs. George Mason, 2-23-08

Runs, Inning

17, DAV vs. Mount St. Mary's, 2-28-10
 16, GSU vs. New Jersey Tech, 2-16-07
 15, Elon vs. WOF, 5-21-08
 14, FUR vs. WCU, 3-25-00
 14, DAV vs. Mount St. Mary's, 2-17-01
 13, WCU vs. VMI, 1988
 13, WCU vs. VMI, 1991
 13, CIT vs. WOF, 2-20-96
 13, Elon vs. ASU, 5-20-05
 13, WCU vs. Hartford, 3-16-08
 13, CofC vs. FUR, 3-29-09

Doubles

11, ASU vs. VMI, 4-14-85
 10 CofC vs. ETSU, 4-13-03
 10, GSU vs. New Jersey Tech, 2-16-07
 10, ASU vs. N.C. A&T, 2-28-07
 9, ETSU vs. ASU, 4-3-99
 9, VMI vs. ETSU, 5-5-01
 9, ETSU vs. Central Michigan, 2-28-04
 9, GSU vs. ASU, 5-7-05
 9, WCU vs. Wofford, 5-3-08
 9, Elon vs. UNCG, 4-2-10

Triples

6, CIT vs. Hunter, 4-18-75

Home Runs

14, GSU vs. Columbia, 3-15-08
 10, WCU vs. UNC Asheville, 1986
 9, MAR vs. Morehead State, 1990
 9, CofC vs. Furman, 3-29-09
 9, Elon vs. CofC, 4-11-09
 8, ASU vs. DAV, 4-20-97
 8, Elon vs. High Point, 5-12-09
 7, WCU vs. WOF, 5-11-07
 7, WCU vs. WOF, 5-12-07
 7, WCU vs. Hartford, 3-16-08
 7, WOF vs. Presbyterian, 4-21-09

RBIs

34, MAR vs. Morehead State, 3-22-90
 31, GSU vs. New Jersey Tech, 2-16-07
 31, CofC at DAV, 3-21-08
 30, CofC vs. Quinnipiac, 3-10-09
 29, WCU vs. Hartford, 3-16-08
 27, GSU vs. ASU, 5-7-05
 27, CofC vs. George Mason, 2-23-08
 27, CofC vs. FUR, 3-29-09
 26, UNCG vs. N.C. A&T, 4-23-03
 26, Elon vs. ASU, 5-20-05
 26, Elon at WCU, 5-9-09
 26, CofC vs. Charleston Southern, 3-24-10

Total Bases

65, CofC vs. FUR, 3-29-09
 64, GSU vs. Columbia, 3-15-08
 52, CofC vs. George Mason, 2-23-08
 52, WCU vs. Hartford, 3-16-08

TEAM GAME FIELDING

Putouts

54, GSU vs. Clemson, 4-21-96 (18 inn.)
 54, Elon vs. WOF, 5-1-09 (18 inn.)
 53, WOF vs. Elon, 5-1-09 (18 inn.)
 51, CofC vs. Virginia, 2-26-06
 45, DAV vs. Armstrong State, 3-1-82
 45, DAV vs. Morehead State, 3-21-94
 45, ASU vs. ETSU, 5-18-00
 45, ETSU vs. ASU, 5-18-00
 45, UNCG vs. Brown, 3-28-02
 45, CIT vs. Old Dominion, 2-22-04
 45, FUR vs. WCU, 4-25-09
 45, CIT vs. Tennessee Tech, 2-28-09
 45, WOF vs. Gardner-Webb, 3-5-10

Assists

29, ETSU vs. ASU, 5-18-00
 28, CIT vs. Old Dominion, 2-22-04
 26, DAV vs. Morehead State, 3-21-94
 26, CofC vs. Notre Dame, 6-2-06
 24, WOF vs. GSU, 4-17-99
 23, DAV vs. Coker, 2-13-93
 23, CIT vs. Tennessee Tech, 2-28-09
 22, GSU vs. Clemson, 4-21-96 (18 inn.)
 22, FUR vs. VMI, 3-24-01
 22, CofC vs. Virginia, 2-26-06 (17 inn.)
 22, WCU vs. WOF, 5-4-08

Errors

11, CIT vs. East Carolina, 4-21-73
 9, VMI vs. ASU, 3-27-99
 9, WOF vs. GSU, 4-18-99
 9, VMI vs. ETSU, 5-5-01
 8, WOF vs. South Carolina, 3-22-00
 8, Elon vs. Coastal Carolina, 5-7-09
 8, SAM vs. ASU, 4-25-10
 7, DAV vs. WOF, 3-10-06
 7, CofC vs. Towson, 2-18-07
 7, Elon vs. CofC, 5-6-07
 7, DAV vs. WOF, 3-28-08
 7, WCU vs. ETSU, 3-25-08
 7, WCU vs. Eastern Kentucky, 4-8-09

Double Plays

5, ASU vs. WCU, 4-28-84
 5, ETSU vs. UNC Asheville, 4-13-99
 5, WCU vs. ASU, 4-1-01
 5, UNCG vs. WCU, 3-9-02
 5, WCU vs. FUR, 4-10-04
 5, Elon vs. Delaware State, 2-13-05
 5, DAV vs. CIT, 4-11-09
 5, SAM vs. CIT, 5-1-10

52, Elon vs. CofC, 4-11-09
49, DAV vs. UNC Asheville, 4-21-93
48, CofC at DAV, 3-21-08
47, ETSU vs. ASU, 4-3-99
47, CofC vs. Lipscomb, 3-4-05
47, CofC vs. Georgia Mason, 2-25-07
46, ASU vs. Wake Forest, 3-18-08
45, GSU vs. ETSU, 3-25-00
45, CofC vs. Indiana State, 3-15-08
45, ASU vs. UNC Greensboro, 5-9-09

Walks

19, DAV vs. Cascade Mills, 3-19-49
19, CIT vs. Butler, 3-15-95
19, CIT vs. ETSU, 3-18-95
18, GSU vs. Coppin State, 2-28-09
18, UNCG vs. Albany, 2-27-10
17, Elon vs. WOF, 5-1-09
17, WOF vs. North Carolina A&T, 3-18-09
16, ASU vs. Morris Brown, 3-19-78
16, DAV vs. Yale, 3-11-97
16, GSU vs. Georgia State, 4-14-99

Walks, Inning

9, CIT vs. Salisbury State, 3-31-87

Strikeouts

25, WOF at Elon, 5-1-09
23, UTC vs. Vanderbilt, 4-21-70
21, ASU vs. CIT, 4-12-97
21, DAV vs. GSU, 3-2-03
20, FUR vs. CIT, 5-19-99
19, WCU at DAV, 5-14-09
18, ASU at Clemson, 3-6-88
18, WOF vs. South Carolina, 3-20-02
18, CIT vs. South Carolina, 2-19-03
18, DAV vs. Elon, 3-30-07
18, CofC vs. WCU, 3-27-10

Innings Pitched

18.0, GSU vs. Clemson, 4-21-96
18.0, Elon vs. WOF, 5-1-09
17.2, WOF vs. Elon, 5-1-09
17.0, CofC vs. Virginia, 2-26-06
15.0, CIT vs. Miami (Fla.), 4-26-79
15.0, DAV vs. Armstrong State, 3-1-82
15.0, DAV vs. Morehead State, 3-21-94
15.0, ETSU vs. ASU, 5-18-00
15.0, ASU vs. ETSU, 5-18-00
15.0, UNCG vs. Brown, 3-28-02
15.0, CIT vs. Old Dominion, 2-22-04
15.0, FUR vs. WCU, 4-25-09
15.0, CIT vs. Tennessee Tech, 2-28-09
15.0, WOF vs. Gardner-Webb, 3-5-10

Hits Allowed

33, CIT vs. South Carolina, 4-17-86
30, FUR vs. CofC, 3-29-09
29, Elon vs. ASU, 5-1-08
29, DAV vs. Wake Forest, 2-24-00

Strikeouts

25, Elon vs. WOF, 5-1-09
22, WVU vs. Waynesburg, 4-16-64
21, CIT vs. ASU, 4-12-97
21, GSU vs. DAV, 3-2-03
20, ECU vs. George Washington, 1970
20, GSU vs. Georgia State, 4-30-96
20, CIT vs. FUR, 5-19-99
19, DAV vs. WCU, 5-14-09
18, GSU vs. Canisius, 3-1-02
18, Elon vs. DAV, 3-30-07
18, UNCG vs. Albany, 3-25-08

Sacrifice Hits

6, CofC vs. GSU, 5-9-04
5, CIT vs. VMI, 4-28-84
5, ETSU vs. ASU, 4-22-00
5, UNCG vs. DAV, 5-24-02
5 CofC vs. ETSU, 4-13-03
5 GSU vs. CIT, 5-5-03
5, CofC vs. Virginia, 2-6-06
5, Elon vs. WOF, 5-3-09

Sacrifice Flies

8, CIT vs. Coppin State, 2-19-05
6, CofC vs. Quinnipiac, 3-10-09
5, ETSU vs. VMI, 5-5-01
5, CIT vs. VMI, 4-28-94
4, GSU vs. WOF, 5-19-06
4, GSU vs. WOF, 5-20-06
4, VMI vs. CIT, 4-28-94
4, CIT vs. DAV, 4-21-07

Stolen Bases

13, UNCG vs. N.C. A&T, 3-31-99
11, CIT vs. Western Michigan, 2-26-00
11, UNCG vs. N.C. A&T, 4-12-00
10, CofC vs. UNC Asheville, 2-19-00
10, CofC vs. Detroit, 3-6-01
10, GSU vs. Buffalo, 3-6-05

Hit by Pitch

9, WCU vs. Hartford, 3-16-08
8, VMI vs. WOF, 4-4-99
8, DAV vs. Albany, 3-8-00
8, CofC vs. Howard, 2-9-02
8, CofC vs. Hofstra, 2-16-04
8, GSU vs. ASU, 5-7-05
8, DAV vs. Mount St. Mary's, 2-28-10
7, CIT vs. CofC, 3-29-03
7, Elon vs. UNC Wilmington, 4-19-05
7, GSU vs. Elon, 5-24-09
7, WOF at South Carolina, 3-11-09

TEAM GAME PITCHING

18, WCU vs. CofC, 3-27-10

Walks

24, ETSU vs. Tennessee, 2-24-88
18, GSU vs. Clemson, 4-21-96 (18 inn.)
17, WOF at Elon, 5-1-09 (18 inn.)
15, ASU at FUR, 3-22-75
15, ASU at Georgia Tech, 3-24-78
15, ASU at Oklahoma State, 5-23-86
15, ASU at Georgia Tech, 3-8-89
14, CIT vs. DAV, 3-17-85

Runs Allowed

32, CIT vs. South Carolina, 4-2-92
31, DAV vs. CofC, 3-21-08
30, FUR vs. Ohio, 3-17-79
30, DAV vs. Wake Forest, 2-24-00

Earned Runs Allowed

30, DAV vs. CofC, 3-21-08
29, DAV vs. Wake Forest, 2-24-00
27, WCU vs. Elon, 5-9-09
26, WOF vs. WCU, 5-11-07
25, CIT vs. South Carolina, 4-2-92
25, DAV at CofC, 5-3-09

Wild Pitches

9, ASU vs. Elon, 3-16-07
8, VMI vs. GSU, 4-10-99
8, CofC at WCU, 3-27-10
7, WOF vs. UNCG, 4-11-99
7, WOF vs. Winthrop, 2-16-00
6, DAV vs. WCU, 3-22-98

7, SAM at CofC, 3-12-10
7, CofC at WCU, 3-26-10
7, CofC at FUR, 4-11-10

Hit by Pitch, Inning

5, DAV vs. Mount St. Mary's, 2-28-10
4, VMI vs. WOF, 4-4-99
4, GSU vs. ASU, 5-7-05

Hit by Pitch, both teams

10, CofC (3) at FUR (7), 4-11-10
9, VMI (8) vs. WOF (1), 4-4-99
9, WCU vs. DAV, 4-30-00
9, Elon (2) vs. UNC Wilmington (7), 4-19-05
9, WCU (9) vs. Hartford (0), 3-16-08
8, DAV (8) vs. Albany (0), 3-8-00
8, GSU (8) vs. ASU (0), 5-7-05
8, CofC (7) vs. SAM (1), 3-12-10
8, WCU (7) vs. CofC (1), 3-26-10

Left on Base

23, Elon vs. WOF, 5-1-09
21, CIT vs. Butler, 3-11-06
21, CIT vs. ETSU, 2-10-07
21, CIT vs. Virginia Tech, 2-23-07
20, CIT vs. UNCG, 5-4-01
18, WCU vs. CIT, 4-5-02
18, Elon vs. ASU, 2-28-04
18, ASU vs. Elon, 5-1-08
18, GSU vs. CofC, 4-3-09
18, GSU vs. DAV, 5-20-09
18, WCU vs. Eastern Kentucky, 4-8-09
18, WOF vs. North Carolina A&T, 3-18-09

Plate Appearances

88, Elon vs. WOF, 5-1-09 (18 inn.)
82, WOF vs. Elon, 5-1-09
78, GSU vs. Clemson, 4-21-96 (18 inn.)
73, GSU vs. CofC, 4-3-09
71, CofC vs. GSU, 4-3-09
70, GSU vs. New Jersey Tech, 2-16-07
67, CofC vs. Virginia, 2-26-06 (17 inn.)

6, VMI vs. UNCG, 3-11-01
6, CofC vs. Elon, 5-23-04
6, GSU vs. Georgia State, 5-11-05
6, ASU vs. UNC Greensboro, 5-10-09

Hit Batters

8, WOF vs. VMI, 4-4-99
8, CofC vs. Howard, 2-10-02
8, ASU vs. GSU, 5-7-05
7, DAV vs. GSU, 3-1-03
7, CofC vs. CIT, 3-29-03
7, DAV vs. WCU, 3-27-04
7, CofC vs. Indiana State, 3-15-08
7, Elon vs. GSU, 5-24-09
7, CofC vs. SAM, 3-12-10
7, WCU vs. CofC, 3-26-10
7, FUR vs. CofC, 4-11-10

Hit Batters, Inning

4, DAV vs. CofC, 4-18-04
4, ASU vs. GSU, 5-7-05

TEAM SEASON BATTING

Batting Average

.355, College of Charleston, 2005
 .353, Appalachian State, 1978
 .351, Western Carolina, 1997
 .350, College of Charleston, 2007
 .346, Appalachian State, 1981
 .346, The Citadel, 1982
 .346, Georgia Southern, 2008
 .345, College of Charleston, 2009
 .342, East Tennessee State, 1997
 .341, Western Carolina, 1986
 .341, College of Charleston, 2004

At Bats

2,360, Western Carolina, 1985
 2,343, The Citadel, 2004
 2,293, College of Charleston, 2010
 2,292, College of Charleston, 2005
 2,285, Georgia Southern, 2002
 2,265, Western Carolina, 2003
 2,256, Western Carolina, 1997
 2,253, The Citadel, 2010
 2,246, Western Carolina, 1992
 2,242, Western Carolina, 2007

Runs

627, College of Charleston, 2008
 604, Elon, 2009
 595, Georgia Southern, 2008
 576, College of Charleston, 2010
 565, Georgia Southern, 2009
 560, Western Carolina, 1997
 554, College of Charleston, 2009
 553, College of Charleston, 2005
 552, College of Charleston, 2007
 545, Elon, 2008

Hits

814, College of Charleston, 2005
 792, Western Carolina, 1997
 760, College of Charleston, 2004
 760, College of Charleston, 2007
 751, Georgia Southern, 2008
 733, Georgia Southern, 2002
 732, College of Charleston, 2010
 728, Western Carolina, 1985
 728, The Citadel, 2009
 725, College of Charleston, 2006
 725, Western Carolina, 2007

Doubles

174, College of Charleston, 2005
 168, Appalachian State, 2007
 161, College of Charleston, 2008
 160, College of Charleston, 2010
 156, College of Charleston, 2009
 155, Georgia Southern, 2000
 154, Georgia Southern, 2008
 151, College of Charleston, 2002
 149, College of Charleston, 2007
 148, Western Carolina, 2003
 148, Western Carolina, 2007

Triples

42, College of Charleston, 2002
 36, East Tennessee State, 1981
 35, East Tennessee State, 1979
 33, East Tennessee State, 1982
 31, The Citadel, 1996
 29, The Citadel, 1981
 29, Appalachian State, 1981
 27, The Citadel, 1982
 27, UNC Greensboro, 1999
 27, College of Charleston, 2003

Home Runs

138, Elon, 2009
 130, College of Charleston, 2008
 116, Western Carolina, 1988
 114, Georgia Southern, 2008
 110, College of Charleston, 2009
 108, Wofford, 2007
 105, College of Charleston, 2010
 100, Western Carolina, 1997
 92, College of Charleston, 2007
 90, Appalachian State, 1986

Grand Slams

7, Elon, 2009
 6, Georgia Southern, 2008
 6, Appalachian State, 2009
 5, College of Charleston, 2009
 5, College of Charleston, 2010
 4, Davidson 1997
 4, Davidson 1988
 4, Elon, 2006
 4, Georgia Southern, 2009
 4, Western Carolina, 2009
 4, Wofford, 2009
 4, UNC Greensboro, 2010

Runs Batted In

589, College of Charleston, 2008
 558, Elon, 2009
 543, Georgia Southern, 2008
 532, College of Charleston, 2010
 517, College of Charleston, 2009
 513, College of Charleston, 2007
 505, Georgia Southern, 2009
 495, College of Charleston, 2005
 495, Elon, 2008
 491, Western Carolina, 1997

Total Bases

1,310, Elon, 2009
 1,304, College of Charleston, 2008
 1,269, Georgia Southern, 2008
 1,237, College of Charleston, 2007
 1,237, College of Charleston, 2010
 1,224, College of Charleston, 2009
 1,196, College of Charleston, 2005
 1,171, Western Carolina, 1988
 1,158, Western Carolina, 2007
 1,131, Wofford, 2007

Slugging Percentage

.607, College of Charleston, 2008
 .596, Elon, 2009
 .590, College of Charleston, 2009
 .584, Georgia Southern, 2008
 .570, College of Charleston, 2007
 .559, Davidson, 1987
 .539, College of Charleston, 2010
 .523, Western Carolina, 1999
 .523, East Tennessee State, 2005
 .522, College of Charleston, 2005

Walks

330, Elon, 2008
 328, College of Charleston, 2008
 326, Georgia Southern, 1997
 326, Elon, 2009
 325, Western Carolina, 1985
 314, Col of Charleston, 2000
 308, Georgia Southern, 1995
 308, Elon, 2006
 302, Georgia Southern, 2008
 302, Elon, 2010

Strikeouts

479, College of Charleston, 2010
 469, Elon, 2009
 466, The Citadel, 2004
 453, Elon, 2010
 451, Western Carolina, 2009
 451, Davidson, 2010
 447, Wofford, 2006
 443, Elon, 2008
 437, Georgia Southern, 1995
 437, Western Carolina, 1992

Stolen Bases

198, The Citadel, 2000
 155, Elon, 2008
 153, Western Carolina, 1998
 152, UNC Greensboro, 1999
 151, Georgia Southern, 2002
 148, The Citadel, 1999
 146, The Citadel, 1982
 146, UNC Greensboro, 1998
 144, Col of Charleston, 2000
 143, The Citadel, 1996

Hit by Pitch

122, College of Charleston, 2004
 108, Elon, 2005
 107, Georgia Southern, 2009
 105, Elon, 2008
 99, College of Charleston, 2005
 98, College of Charleston, 2000
 96, College of Charleston, 2007
 94, Georgia Southern, 2003
 93, Elon, 2010
 93, Western Carolina, 2010

Sacrifice Bunts

95, College of Charleston, 2006
 94, College of Charleston, 2004
 89, College of Charleston, 2005
 77, The Citadel, 2004
 72, College of Charleston, 2007
 70, The Citadel, 2006
 67, Furman, 2002
 59, UNC Greensboro, 2002
 58, UNC Greensboro, 2003
 57, College of Charleston, 2001

Sacrifice Flies

43, College of Charleston, 2009
 40, Elon, 2006
 38, UNC Greensboro, 2008
 37, Georgia Southern, 2002
 37, Georgia Southern, 2008
 36, Elon, 2005
 36, College of Charleston, 2007
 36, College of Charleston, 2010
 35, Georgia Southern, 2005
 35, Elon, 2008
 35, Georgia Southern, 2009

TEAM SEASON PITCHING

Earned Run Average

1.46, West Virginia, 1964
1.46, VMI, 1970
1.57, East Carolina, 1970
1.66, The Citadel, 1970
1.74, The Citadel, 1972
1.84, West Virginia, 1966
1.86, East Carolina, 1974
1.91, The Citadel, 1969
1.93, East Carolina, 1967
1.94, William & Mary, 1970

Opponents Batting Average

.238, College of Charleston, 2006
.247, VMI, 1995
.252, The Citadel, 1998
.256, UNC Greensboro, 2003
.257, The Citadel, 2002
.258, Georgia Southern, 2003
.259, Furman, 2003
.261, Western Carolina, 1998
.262, The Citadel, 2001
.264, Georgia Southern, 1994

Wins

48, College of Charleston, 2005
47, College of Charleston, 2004
46, The Citadel, 1990
46, Georgia Southern, 1996
46, College of Charleston, 2006
45, Western Carolina, 1994
45, Western Carolina, 1998
45, Elon, 2006
44, East Tennessee State, 1981
44, Western Carolina, 1992
44, Elon, 2008
44, College of Charleston, 2010

Losses

43, Appalachian State, 2004
42, Appalachian State, 2005
39, Marshall, 1997
38, Davidson 1998
38, Appalachian State, 1999
38, Wofford, 2000
38, Western Carolina, 2000
38, Appalachian State, 2000
38, Davidson, 2008
38, Wofford, 2010

Complete Games

29, East Tennessee State, 1980
28, Davidson, 1975
28, Appalachian State, 1982
27, East Tennessee State, 1979
27, Marshall, 1981
27, Furman, 1992
26, Western Carolina, 1984
25, Chattanooga, 1981
25, Furman, 1991
23, William & Mary, 1976
23, The Citadel, 1983

Shutouts

11, The Citadel, 1978
9, Richmond, 1972
9, East Tennessee State, 1980
9, Appalachian State, 1983
9, The Citadel, 1992
9, Georgia Southern, 1994
8, The Citadel, 1979
8, The Citadel, 1982
7, The Citadel, 1971
7, East Carolina, 1977
7, Marshall, 1981
7, Appalachian State, 1983
7, The Citadel, 1991

Innings Pitched

600.2, The Citadel, 2004
580.2, The Citadel, 2010
575.1, College of Charleston, 2006
568.0, College of Charleston, 2005
567.2, College of Charleston, 2010
566.2, College of Charleston, 2004
566.1, Western Carolina, 2003
565.0, Western Carolina, 1985
563.1, The Citadel, 1994
563.1, Georgia Southern, 2002

Walks

365, Western Carolina, 1985
313, Wofford, 2000
312, Wofford, 2009
305, Appalachian State, 2004
296, Wofford, 2007
295, The Citadel, 1996
294, Wofford, 2010
293, Georgia Southern, 2001
290, Elon, 2008
287, Appalachian State, 2003

Strikeouts

598, The Citadel, 1998
591, Georgia Southern, 2003
552, Georgia Southern, 2002
543, Georgia Southern, 2001
534, The Citadel, 1999
531, College of Charleston, 2010
522, College of Charleston, 2006
509, College of Charleston, 2005
506, Georgia Southern, 1995
506, The Citadel, 2010

Saves

24, Elon, 2009
20, College of Charleston, 2007
19, Appalachian State, 1981
19, Georgia Southern, 1993
19, College of Charleston, 2004
19, College of Charleston, 2005
19, The Citadel, 2006
18, College of Charleston, 2008
17, The Citadel, 1994
17, Western Carolina, 2005

Runs Allowed

527, Appalachian State, 2005
524, Appalachian State, 1999
522, VMI, 1981
521, Wofford, 2007
514, Wofford, 2010
511, VMI, 1997
509, Davidson, 2007
506, Marshall, 1997
486, Davidson 1997
484, Davidson, 2008

Highest Earned Run Average

12.02, VMI, 1981
10.97, Marshall, 1997
9.58, Marshall, 1996
9.54, East Tennessee State, 1988
9.36, Appalachian State, 1999
9.11, VMI, 1997
8.90, VMI, 1980
8.85, Wofford, 2003
8.79, Appalachian State, 1998

Hit Batters

92, Western Carolina, 2009
85, Davidson, 2007
82, Davidson, 2008
82, Western Carolina, 2008
80, Wofford, 2007
80, Georgia Southern, 2008
80, Furman 2010
77, Elon, 2009
77, College of Charleston, 2010
73, Elon, 2007

TEAM SEASON FIELDING

Double Plays

68, Georgia Southern, 1992
68, Furman, 2005
66, Elon, 2010
64, Wofford, 2000
64, Wofford, 2007
63, Georgia Southern, 1996
61, College of Charleston, 1999
61, Elon, 2009
60, The Citadel, 1987
60, The Citadel, 2004
60, Georgia Southern, 2009

Errors

138, Appalachian State, 2005
135, Chattanooga, 1981
130, Western Carolina, 1992
127, The Citadel, 1994
127, Georgia Southern, 1997
125, VMI, 1981
123, Georgia Southern, 1998
122, VMI, 2000
121, Davidson, 1982
121, Western Carolina, 1995

INDIVIDUAL GAME BATTING

Most At-Bats: 7, by many. Most recently by: Hector Crespo (ASU) vs. College of Charleston, 2010; Wes Hobson (ASU) vs. College of Charleston, 2010; Joey Bergman (COFC) vs. Appalachian State, 2010; Cole Rakar (COFC) vs. Western Carolina, 2010; Rob Kral (COFC) vs. Western Carolina, 2010

Most Hits: 5, Rob Holmes (VMI) vs. The Citadel, 1984; Clint Fairey (WCU) vs. Appalachian State, 1986; Jim Davis (ETSU) vs. VMI, 1992; Louie Napoleon (VMI) vs. Davidson, 1993; John Connolly (WCU) vs. Davidson, 1994; Philip Hartig (CIT) vs. East Tennessee State, 1999; Lee Curtis (COFC) vs. Furman, 2002; Brandon Waring (WOF) vs. College of Charleston, 2007; Jeremiah Parker (GSU) vs. UNC Greensboro, 2008; Cory Harrilchak (Elon) vs. College of Charleston, 2008; Zach Kayne (DAV) vs. The Citadel, 2009

Most Runs: 5, Nathan Dunn (ETSU) vs. VMI, 1992; David Groseclose (VMI) vs. Davidson, 1993; Ronny Marmol (COFC) vs. VMI, 1999; Brandon Waring (WOF) vs. College of Charleston, 2007; Jeremiah Parker (GSU) vs. UNC Greensboro, 2008

Most Doubles: 3, Dave Piela (WCU) vs. The Citadel, 1988; Scott McDaniel (ASU) vs. Western Carolina, 1995; Phillip Coker (COFC) vs. UNC Greensboro, 2004; Brent Stephens (GSU) vs. East Tennessee State, 2005; Chase Austin (Elon) vs. Georgia Southern, 2007

Most Triples: 2, Matt Raleigh (WCU) vs. VMI, 1991; Jim Morrill (FUR) vs. The Citadel, 1996

Most Home Runs: 2, on 31 occasions: most recently, Trey Hayes (SAM) vs. Furman, 2010

Most Total Bases: 11, Jim Eldridge (WCU) vs. Appalachian State, 1986; Brandon Hollier (FUR) vs. Appalachian State, 1997; Brandon Waring (WOF) vs. College of Charleston, 2007; Jeremiah Parker (GSU) vs. UNC Greensboro, 2008; Chase Austin (Elon) vs. Western Carolina, 2009; Kyle Blackburn (GSU) vs. Appalachian State, 2009

Most Runs Batted In: 6, John Parrott (VMI) vs. Davidson, 1987; Skip Nelloms (WCU) vs. Appalachian State, 1988; Johnny McCraw (ASU) vs. Marshall, 1989; Brandon Waring (WOF) vs. College of Charleston, 2007; Greg Feltes (UNCG) vs. Georgia Southern, 2008; Chase Austin (Elon) vs. Western Carolina, 2009

Most Stolen Bases: 4, Josh Edgeworth (COFC) vs. Appalachian State, 2000

Highest Batting Average: 1.000 (5-for-5), John Connolly (WCU) vs. Davidson, 1994; Cory Harrilchak (Elon) vs. College of Charleston, 2008

Most Walks: 4, Anthony Jenkins (CIT) vs. Marshall, 1990; Rodney Hancock (CIT) vs. Georgia Southern, 1997; Alex Tolbert (WCU) vs. Furman, 1997; Griffin Benedict (GSU) vs. UNC Greensboro, 2007; Clay McCord (CofC) vs. Elon, 2008; Greg Blake (COFC) vs. Western Carolina, 2010

INDIVIDUAL GAME PITCHING

Most Innings Pitched: 11.0, Rodney Lemonds (ASU) vs. Georgia Southern, 2000

Fewest Hits (min. 9 inn.): 2, Billy Baker (CIT) vs. Marshall, 1990; Derek Cockrell (WCU) vs. VMI, 1993

Most Strikeouts: 20, Rodney Hancock (CIT) vs. Furman, 1999

Fewest Walks (min. 9 inn.): 0, Ken Britt (CIT) vs. Appalachian State, 1991; Phillip Grundy (WCU) vs. The Citadel, 1992; Julio Ayala (GSU) vs. Davidson, 1996; Mark DiFelice (WCU) vs. Furman, 1997; Brett

Lewis (GSU) vs. College of Charleston, 2001; Matt Nunley (ETSU) vs. Furman, 2001; Ken Eggleton (CIT) vs. Davidson, 2004

Most Consecutive Scoreless Innings: 9, on eight occasions, most recently, Jimmy Reyes (Elon) vs. Samford, 2010

INDIVIDUAL TOURNAMENT BATTING

Most At-Bats: 29, Chris Petersen (GSU), 1992

Most Hits: 14, Brandon Waring (WOF), 2007

Most Runs: 13, David Beckley (CIT), 1996; Cory Harrilchak (Elon), 2008

Most Doubles: 5, Joey Cox (WCU), 1991; Phillip Coker (COFC), 2004

Most Triples: 2, Matt Raleigh (WCU), 1991; Matt Wilson (GSU), 1993; Mike Tidick (WCU), 1994; Mark Hamlin (GSU), 1995; Franco Martin (VMI), 1995; Jim Reynolds (MAR), 1995; Mark Hamlin (GSU), 1996; Brian Joyce (DAV), 1997; Josh Edgeworth (COFC), 2000; Chris Behne (ASU), 2000; Chad Hall (GSU), 2002; Drew Davis (Elon), 2004; Michael Kohn (COFC), 2007

Most Home Runs: 5, Brandon Waring (WOF), 2007

Most Total Bases: 31, Brandon Waring (WOF), 2007

Most Runs Batted In: 16, Brandon Waring (WOF), 2007

Highest Batting Average (Min. 10 AB): .714 (10-for-14), A.J. Zickgraf (GSU), 2003; .688 (11-for-16), Craig Caudill (FUR), 2002

Most Stolen Bases: 6, Josh Edgeworth (COFC), 2000; Chris Morris (CIT), 2000

Most Walks: 8, Dan McDonnell (CIT), 1990; Antoine Moran (GSU), 1997; Greg Blake (CofC), 2010

INDIVIDUAL TOURNAMENT PITCHING

Most Appearances: 5, Doug Udzilla (WCU), 1990; David Noyce (FUR), 1997; Ted Toler (UNCG), 1998; Taft Cable (UNCG), 2001; Justin Smith (CIT), 2007; Raymond Copenhagen (CIT), 2007

Most Wins: 3, Jason Beverlin (WCU), 1993

Most Innings Pitched: 18.2, Jim Carragher (GSU), 1992

Lowest Earned Run Average (min. 9 inn.): 0.00, Brian Rogers (CIT), 1998 (13.0 IP); Rodney Lemonds (ASU), 2000 (11.0 IP); Ryan Basner (WCU), 2003 (10 IP); Andy Rickman (WCU), 1985 (9.1 IP); Jay Reames (CIT), 1996 (9.0 IP); Scooter Michael (UNCG), 2002 (9.0 IP); Ryan Johnson (COFC), 2002 (9.0 IP); Jeff Stovall (FUR), 2002 (9.0 IP); Tom Mastny (FUR), 2003 (9.0 IP); Chris Mason (UNCG), 2003 (9.0 IP); Jimmy Reyes (Elon), 2010

Fewest Hits (min. 9 inn.): 3, Dallas Rhinehart (ETSU), 1992 (9.0 IP); Brian Rogers (CIT), 1998 (13.0 IP); Robbie Huffstetler (ASU), 2001 (9.0 IP)

Most Strikeouts: 20, Rodney Hancock (CIT), 1999

Fewest Walks (min. 9 inn.): 0, Brad Josey (WCU), 2004 (10.2 IP); Ken Eggleton (CIT), 2004 (9.0 IP); Jeff Stovall (FUR), 2002 (9.0 IP); Ben Hagar (ASU), 2001 (9.0 IP); Mark DiFelice (WCU), 1997 (9.0 IP); Julio Ayala (GSU), 1996; Phillip Grundy (WCU), 1992; Ken Britt (CIT), 1991

Most Consecutive Scoreless Innings: 13.0, Brian Rogers (CIT), 1998; Wes Wrenn (CIT), 2007

Most Saves: 4, Nick Hollstegge (FUR), 2005

TEAM GAME BATTING

Most At-Bats: 55, Appalachian State vs. East Tennessee State, 2000 (15 inn.)

Most Hits: 24, Western Carolina vs. The Citadel, 1988

Most Hits by a Losing Team: 18, VMI vs. The Citadel, 1989

Most Runs: 22, Western Carolina vs. The Citadel, 1988

Most Runs by a Losing Team: 17, Appalachian State vs. Western Carolina, 1986

Most Doubles: 8, Georgia Southern vs. Western Carolina, 2003; 7, Western Carolina vs. The Citadel, 1988; Appalachian State vs. Western Carolina, 1995

Most Triples: 3, Western Carolina vs. VMI, 1991; Georgia Southern vs. Davidson, 1993; Davidson vs. The Citadel, 1997

Most Home Runs: 7, Western Carolina vs. The Citadel, 1988

Most Total Bases: 54, Western Carolina vs. The Citadel, 1988

Most RBIs: 21, Western Carolina vs. The Citadel, 1988; Georgia Southern vs. UNC Greensboro, 2008; Elon vs. Wofford, 2008

Highest Batting Average: .500 (21-42), Georgia Southern vs. UNC Greensboro, 2008

Most Stolen Bases: 7, UNC Greensboro vs. Furman, 2002; The Citadel vs. Furman, 2010

Most Walks: 13, East Tennessee State vs. Appalachian State, 1986

Most Left on Base: 18, Georgia Southern vs. Davidson, 2009

TEAM GAME PITCHING

Most Innings Pitched: 15, Appalachian State, 2000; East Tennessee State, 2000

Most Strikeouts: 20, The Citadel vs. Furman, 1999

Most Consecutive Scoreless Innings: 9, on seven occasions. Most recently by Elon vs. Samford, 2010

Fewest Hits: 1, The Citadel vs. VMI, 1994; Georgia Southern vs. Furman, 2000

TEAM TOURNAMENT BATTING

Most At-Bats: 228, Georgia Southern, 1992

Most Hits: 72, The Citadel, 2004; Furman, 1997

Most Runs: 66, Elon, 2008

Most Doubles: 17, Western Carolina, 1991

Most Triples: 5, Georgia Southern, 1993; Georgia Southern, 1995

Most Home Runs: 14, Western Carolina, 1988

Most Total Bases: 114, Georgia Southern, 1992; Elon, 2008

Most RBIs: 64, Elon, 2008

Highest Batting Average: .423 (71-168), Elon, 2008

Most Stolen Bases: 18, The Citadel, 1996

Most Walks: 29, UNC Greensboro, 2002; 27, Western Carolina, 1985

TEAM TOURNAMENT PITCHING

Best Earned Run Average: 0.75, The Citadel, 1998 (3 ER/36.0 inn)

Fewest Runs Allowed: 3, The Citadel, 1998

Most Complete Games: 5, The Citadel, 2004

Most Strikeouts: 58, The Citadel, 1999

Most Consecutive Scoreless Innings: 29.2, Western Carolina, 2003; 29.1, The Citadel, 1998

Most Saves: 4, Furman, 2005

Most Shutouts Pitched: 3, Western Carolina, 2003; 2, The Citadel, 1998

TOURNAMENT GAME - TWO TEAMS

Most Runs: 35, Western Carolina vs. Appalachian State, 1986

Most Hits: 38, The Citadel vs. VMI, 1988

Fewest Runs: 1, East Tennessee State vs. Appalachian State, 1992; Western Carolina vs. Georgia Southern, 2003; Elon vs. Samford, 2010

Fewest Hits: 7, Georgia Southern vs. Western Carolina, 2003

Most Doubles: 10, Davidson vs. VMI, 1987; Western Carolina vs. The Citadel, 1988; Appalachian State vs. Western Carolina, 1995; Georgia Southern vs. Western Carolina, 2003

Most Triples: 3, Western Carolina vs. VMI, 1991; Georgia Southern vs. Davidson, 1993; The Citadel vs. Furman, 1996; Davidson vs. The Citadel, 1997; College of Charleston vs. UNCG, 2000

Most Home Runs: 9, Appalachian State vs. Davidson, 1987

MISCELLANEOUS GAME

Longest Game: 15 innings, Appalachian State vs. East Tennessee State, 2000

Most Runs Scored-One Inning: 15, Elon vs. Wofford, 2008

Largest Margin of Victory: 17, East Tennessee St. (20) vs. VMI (3), 1992

Largest Deficit Overcome for Victory: 9 runs, Western Carolina vs. Appalachian State, 1993

Largest Deficit Overcome in 9th Inning for Victory: 3 runs, Furman vs. Western Carolina, 1991; Furman vs. Georgia Southern, 1998; The Citadel vs. Elon, 2010

Most Double Plays: 5, Appalachian State vs. Western Carolina, 1984; VMI vs. Georgia Southern, 1993

Most Triple Plays: 1, Marshall vs. Furman, 1990; UNC Greensboro vs. Appalachian State, 2007

MISCELLANEOUS TOURNAMENT

Most Double Plays: 10, Appalachian St., 1984; Georgia Southern, 1992

Most Triple Plays: 1, Marshall, 1990; UNC Greensboro, 2007

Most Extra Inning Games: 4, 2010

SOUTHERN CONFERENCE

BATTING

**If year is not listed, no record exists.*

BATTING AVERAGE

1957	Jim West, DAV	.459
1958	Henzes, GWU (NCAA)	.417
1959	Marsh, CIT	.405
1960	Henry Mura, CIT	.478
1961	Buchanan, CIT (NCAA)	.429
1962	Mel Rideout, UR	.458
1963	Bobby Stewart, UR	.421
1964	Bill Marovic, WVU	.404
1965	Pete Britton, UR	.411
1966	Tim Hill, GWU	.470
1967	Richard Narron, ECU	.429
1968	Gordon Slade, DAV	.429
1969	B. Holland, CIT	.413
1970	Tom Bondurant, UR	.356
1971	N. Eichelberger, FUR	.389
1972	R. Dunnivant, UR; George Weicker, DAV	.337
1973	R. Brewer, VMI	.408
1974	Steve Becker, W&M	.421
1975	George Weicker, DAV (NCAA)	.448
1976	Richard Wieters, CIT	.417
1977	Keith Ebersole, WCU	.423
1978	Joey Moffitt, ASU	.450
1979	Randy Ingle, ASU	.477
1980	Greg Hill, MAR	.438
1981	Robbie Peele, ASU	.423
1982	Bill White, CIT	.474
1983	Greg Hill, MAR	.436
1984	Tony Welborn, ASU	.416
1985	Billy Masse, DAV	.430
1986	Greg Weddle, VMI	.446
1987	Clint Fairey, WCU	.405
1988	Darron Healey, ASU	.462
1989	Jason Nixon, MAR	.427
1990	Grant Brittain, WCU	.444
1991	Kevin Bellomo, WCU	.435
1992	Willando Ficklin, GSU	.401
1993	Mike Hooks, ETSU	.398
1994	Matt Wilson, GSU	.376
1995	Jody Henson, WCU	.401
1996	Alex Tolbert, WCU	.424
1997	Jeremy Bruce, WCU	.401
1998	Mike Berrier, ASU	.381
1999	Charles Thomas, WCU	.406
2000	Matt Easterday, GSU	.440
2001	Scott Henley, GSU	.398
2002	Brett Spivey, CoFC	.423
2003	Ryan Gordon, UNCG	.416
2004	Caleb Moore, ETSU	.455
2005	Jay Heafner, DAV	.448
2006	Jermaine Mitchell, UNCG	.397
2007	Brandon Waring, WOF	.401
2008	Chris Shehan, GSU	.438
2009	Joey Bergman, CoFC	.452
2010	Wes Hobson, ASU	.404

HOME RUNS

1957	Junior Duff, W&M	6
1960	Dick Jones, CIT	7
1962	Brendle, CIT, Shaver, WVU	4
1963	Jim Procopio, WVU; Larry Lawson, VPI	5
1964	Dick Snyder, DAV	5
1965	Tom Porter, CIT; Phil King, FUR; Chuck Albertson, W&M	3
1966	Wayne Britton, ECU	4
1967	Andy Hancock, FUR	4
1968	John Medlin, W&M; Jimmy Snyder, ECU	8
1969	C. Anderson, ECU	4

1970	Jerry Martin, FUR	4
1971	Neil Eichelberger, FUR	8
1972	Don Leege, FUR; L. Keenan, UR	4
1973	S. Arrington, CIT	6
1974	Ron Staggs, ECU; S. Anspaugh, ASU	7
1975	George Weicker, DAV	10
1976	Randy Howell, FUR	9 or 11
1977	Ronnie Brower, ASU	12
1978	Ronnie Brower, ASU	12
1979	John Baker, UTC	15
1980	Greg Robinette, ETSU	10
1981	Mike Nipper, ETSU	17
1982	Pete Camelo, ASU	16
1983	Mike Nipper, ETSU	21
1984	Rock Hurst, FUR	13
1985	Greg Weddle, VMI	16
1986	Andre Crawford, ASU	16
1987	Clint Fairey, WCU	19
1988	Clint Fairey, WCU	25
1989	Mark Poarch, WCU; Clint Fairey, WCU	14
1990	Grant Brittain, WCU	20
1991	Matt Raleigh, WCU	19
1992	Matt Raleigh, WCU	25
1993	Todd Greene, GSU	20
1994	Mike Tidick, WCU	15
1995	Alex Tolbert, WCU	20
1996	Tommy Peterman, GSU	26
1997	Alex Tolbert, WCU	19
1998	Philip Hartig, CIT	17
1999	Steve Harris, WCU	26
2000	Scott Henley, GSU	17
2001	Nathan Copeland, ETSU; Donovan Minero, WCU	17
2002	Lee Curtis, CoFC; Donovan Minero, WCU	15
2003	Alan Beck, WCU	18
2004	Jared Greenwood, WCU	21
2005	Chris Campbell, CoFC; Caleb Moore, ETSU	15
2006	Steven Strausbaugh, WCU	17
2007	Brandon Waring, WOF	27
2008	Michael Harrington, CoFC	26
2009	Chase Austin, Elon	23
2010	Matt Leeds, CoFC	21

RUNS BATTED IN

1960	Phil Chewning, FUR	27
1962	Bill Whaley, CIT	27
1963	Jim Procopio, WVU	36
1964	Rick Smyre, DAV	26
1965	Tom Porter, CIT	20
1966	Hinnant, DAV	26
1967	Jim Snyder, EDU	25
1968	John Medlin, W&M	32
1969	E. Spink, GWU	24
1970	Jerry Martin, FUR	25
1971	N. Eichelberger, FUR; M. Aldridge, ECU	32
1972	J. Steckroth, W&M	24
1973	S. Arrington, CIT	28
1974	S. Anspaugh, ASU	31
1975	George Weicker, DAV	44
1976	Randy Ingram, ASU	37
1977	Keith Ebersole, WCU (NCAA Idr)	48
1978	Ronnie Brower, ASU	53
1979	John Baker, UTC	43
1980	Greg Robinette, ETSU	53
1981	Bryan Snyder, FUR	67
1982	Bill White, CIT	78
1983	Mike Nipper, ETSU	61
1984	Tony Welborn	52
1985	Alan Lewis, DAV	61
1986	Mike Carson, WCU	68 or 72
1987	Skip Nelloms, WCU	70
1988	Skip Nelloms, WCU	69
1989	Garrett Hinshaw, ASU	53
1990	Anthony Jenkins, CIT	68
1991	Todd Raleigh, WCU	78
1992	Matt Raleigh, WCU	73
1993	Phillip Grundy, WCU; Chris Lemonis, CIT	66
1994	Mike Tidick, WCU	58
1995	Steve Wilson, GSU	61
1996	Tommy Peterman, GSU	82
1997	Steve Watson, GSU	77
1998	Chris Moore, CoFC	66
1999	Chris Moore, WCU	84
2000	Philip Hartig, CIT	86
2001	Scott Henley, GSU	84
2002	Matt Herring, GSU	77
2003	Alan Beck, WCU	71
2004	Chip Cannon, CIT; Greg Dowling, GSU	66



Elon's Chase Austin blasted a SoCon-best 23 home runs in 2009.

2005	Chris Campbell, CofC	87
2006	Steven Stausbaugh, WCU	64
2007	Kenny Smith, WCU	84
2008	Jeremie Tice, CofC	83
2009	Chase Austin, Elon	81
2010	Matt Leeds, CofC	88

SLUGGING PERCENTAGE

1957	Hart, DAV	.578
1958	Kuhn, VT (NCAA)	.657
1959	Herman, GWU	.712
1960	Gatti, GWU	.736
1964	Hill, GWU	.725
1968	Jimmy Snyder, ECU	.685
1971	Neil Eichelberger, FUR	.713
1975	George Weicker, DAV (NCAA)	.810
1977	Keith Ebersole, WCU, 1977	.721
1981	Mel Kinsey, WCU	.867
1984	Rock Hurst, FUR	.727
1985	Billy Masse, DAV	.741
1987	Dave Turgeon, DAV	.786
1989	Jason Nixon, MAR	.827
1990	Grant Brittain, WCU	.861
1991	Matt Raleigh, WCU	.776
1992	Matt Raleigh, WCU	.773
1993	Tim Kerns, DAV	.763
1996	Tommy Peterman, GSU	.760
1998	Stephen Crater, ASU	.737
1999	Chris Moore, WCU	.744
2000	Matt Easterday, GSU	.770
2001	Nathan Copeland, ETSU	.743
2002	Lee Curtis, CofC	.738
2003	Lee Curtis, CofC	.747
2004	Caleb Moore, ETSU	.752
2005	Caleb Moore, ETSU	.705
2006	Steven Stausbaugh, WCU	.675
2007	Brandon Waring, WOF	.851
2008	Jeremie Tice, CofC	.838
2009	Pat Irvine, Elon	.789
2010	Mac Doyle, WOF	.755

ON-BASE PERCENTAGE

2002	Brett Spivey, CofC	.488
2003	Ryan Gordon, UNCG	.473
2004	Chip Cannon, CIT	.514
2005	Jay Heafner, DAV	.533
2006	Greg Dowling, GSU	.511
2007	Brandon Waring, WOF	.518
2008	Chris Shehan, GSU	.557
2009	Joey Bergman, CofC	.551
2010	Rob Kral, CofC	.482

DOUBLES

1960	Shelly Sutton, FUR	11
1962	Sam Pickens, FU;, Joe Hatalla, WVU	8
1963	Steve Berzansky, WVU	11
1964	Bill Marovic, WCU	10
1965	Dick Snyder, DAV; Robin Porter, VMI	7
1966	Rodriguez, ECU	8
1967	Chuck Albertson, W&M; Jim Rama, W&M	7
1968	Gary Laney, FUR	9
1969	C. Anderson, ECU; E. Spink, GWU	8
1970	Neil Eichelberger, FUR	10
1971	M. Aldridge, ECU	10
1972	George Weicker, DAV	9
1973	M. Kaufman, FUR; Mark Bond, FUR	7
1974	S. Anspaugh, ASU	9
1975	Paul Martin, CIT (NCAA)	13
1976	Ed Willingham, DAV	11
1977	Sonny Wooten, ECU	14
1978	Fred Brown, WCU	14
1979	Gary Robinette, ETSU	12

1980	Willie Carpenter, WCU	18
1981	Mark Velazquez, ETSU	16
1982	Todd Sager, MAR	16
1983	Ron Vincent, ASU	16
1985	Mike Carson, WCU	20
1986	Alan Lewis, DAV	17
1987	Freddie Hailey, WCU	21
1988	Roy Vilardi, DAV	19
1989	Steve Hollins, ASU	18
1990	Rodney Tesh, WCU	20
1991	Mark Page, ETSU; Joey Cox, WCU	18
1992	Joey Cox, WCU	21
1993	Chris Lemonis, CIT; Mike Tidick, WCU	19
1994	Brett Boretti, DAV; Roy Hurst, WCU	20
1995	Tyson Whitley, GSU	25
1996	Alex Tolbert, WCU	25
1997	Ryan Butler, CIT	22
1998	Aaron Haigler, CIT	25
1999	Jody Pollock, GSU; Dustin Langley, GSU; Philip Hartig, CIT; Stewart Sloan, DAV	20
2000	Dustin Langley, GSU	26
2001	Andy Baxter, ETSU	25
2002	Jason Sarvis, UNCG	24
2003	Rod Goldston, WCU; Lee Curtis, CofC	26
2004	Caleb Moore, ETSU	31
2005	D.J. Wabick, CofC	27
2006	Case Cassidy, FUR	23
2007	David Rubinstein, ASU	30
2008	Brandon Sizemore, CofC	24
2009	Joey Bergman, CofC	25
2010	Cole Rakar, CofC	26

TRIPLES

1959	Don Herman, GWU	8
1960	Clary, CIT; Paul Popovich, WVU	4
1962	Jim Procopio, WVU; Bill Whaley, CIT (NCAA)	4
1963	Jim Procopio, WVU	6
1964	Tim Hill, GWU	6
1965	Dick Snyder, DAV	4
1966	Owen, DAV	5
1967	Randy Glesenkamp, W&M	5
1968	Driscoll, W&M	4
1969	N. Scherer, GWU	4
1970	Hooker, W&M; Hank Bunnell, GWU	5
1971	B. Barnhill, DAV	5
1972	R. Ferry, CIT; R. Dunnavant, UR; L. Keenan, UR	3
1974	Richard Weiters, CIT; B. Daly, UR; B. Dziabul, ASU	4
1975	Steve Becker, W&M (NCAA)	6
1976	Randy Ingram, ASU	6
1977	Randy Howell, FUR; Rick Martin, ASU	5
1978	Ron Mayfield, UTC	6
1979	Dave Cardwell, ETSU	10
1980	Bob Roma, FUR	5
1981	Kip Hagwood, CIT	7
1982	Marcos Velazquez, ETSU	10
1983	Robbie Peele, ASU; Tom Sams, ASU	5
1984	Freddie Hailey, WCU	6
1985	Jim Eldredge, WCU	4
1986	Lee Glaze, CIT; Ron Huntington, WCU	4
1987	Rob Morrison, MAR; Lawrence Sluder, ASU; David Turgeon, DAV 3	4
1988	Billy Baker, CIT 6	4
1989	Garrett Hinshaw, ASU; Anthony Jenkins, CIT; Buddy Ward, CIT	4
1990	Todd Raleigh, WCU; Phillip Tobin, CIT; Anthony Jenkins, CIT	4
1991	Rychlik, CIT; Matt Raleigh, WCU	5
1992	Vic Correll, CIT	6
1993	Ronnie Wagner, FUR; Louie Napoleon, VMI 4	4



New York Yankees outfielder Brett Gardner was twice the SoCon leader in triples and stolen bases, and the speedster set a conference mark with 85 runs and 122 hits in 2005.

1994	Louie Napoleon, VMI	7
1995	Scott McDaniel, ASU	6
1996	Mark Hamlin, GSU	6
1997	Luke Goodwin, DAV	7
1998	Shane Sigmon, ASU	6
1999	Billy Colome, CofC; Tracy Biggs, WCU	7
2001	Adam Etherington, FUR	6
2001	Adam Etherington, FUR	6
2002	Lee Curtis, CofC	9
2003	Lee Curtis, CofC	11
2004	Brett Gardner, CofC	9
2005	Evan Erickson, Elon; Brett Gardner, CofC; Shane Byrne, ETSU	5
2006	Chris Swauger, CIT	10
2007	Chris Dove, Elon; Chris Campbell, CofC	8
2008	Cover Overholtzer, UNCG; Chris Dove, Elon; Jason Rook, ASU	6
2009	Isaac Harrow, ASU; Corey Overholtzer, UNCG	6
2010	Mac Doyle, WOF	6

HITS

1960	Paul Popovich, WVU	43
1962	Joe Hatalla, WVU	39
1963	Steve Berzansky, WVU	41
1964	Bill Marovic, WVU	44
1965	Jim Hyder, DAV	40
1966	Jim Hyder, DAV	35
1967	Chuck Albertson, W&M	40
1968	Gordon Slade, DAV	42
1969	R. Richardson, W&M	41
1970	Sam Perlozzo, GWU; Hank Bunnell, GWU; Mike Ross, CIT	33
1971	B. Barnhill, DAV	44
1975	George Weicker, DAV	52
1976	Russell Lee, FUR	46
1977	Everette Smith, FUR	56
1978	John Baker, UTC	61
1979	Gary Robinette, ETSU	61
1986	Lee Glaze, CIT	88
1987	Keith LeClair, WCU	87

SOUTHERN CONFERENCE

1988	Keith LeClair, WCU	101
1989	Clint Fairey, WCU	69
1990	Anthony Jenkins, CIT	89
1991	Kevin Bellomo, WCU	101
1992	Rodney Hennon, WCU	92
1993	Rodney Hennon, WCU	87
1994	Roy Hurst, WCU	89
1995	Tyson Whitley, GSU	86
1996	Tommy Peterman, GSU	94
1997	Jeremy Bruce, WCU	99
1998	Terrence Smalls, CIT	90
1999	Eric Johnson, WCU	100
2000	Matt Easterday, GSU	107
2001	Scott Henley, GSU	99
2002	Lee Curtis, CofC	92
2003	Ryan Gordon, UNCG	96
2004	Byron Barber, CofC	107
2005	Brett Gardner, CofC	122
2006	Jermaine Mitchell, UNCG	93
2007	Chris Campbell, CofC	102
2008	Chris Shehan, GSU	98
2009	Sonny Meade, CIT	104
2010	Cole Rakar, CofC	102

TOTAL BASES

1971	Eichelberger, FUR	77
1975	George Weicker, DAV	94
1977	Everette Smith, FUR	97
1978	John Baker, UTC	101
1979	Dave Cardwell, ETSU	106
1986	Mike Carson, WCU	123
1987	Clint Fairey, WCU	146
1988	Keith LeClair, WCU	179
1989	Clint Fairey, WCU	125
1990	Anthony Jenkins, CIT	161
1991	Matt Raleigh, WCU	173
1992	Matt Raleigh, WCU	177
1993	Todd Greene, GSU	152
1994	Mike Tidick, WCU	154
1995	Steve Wilson, GSU	146



Jared Greenwood was one of four Western Carolina sluggers to lead the SoCon in home runs between 2001-06 when he hit 21 in 2004.

1996	Tommy Peterman, GSU	187
1997	Jerry Simmons, CIT	147
1998	Philip Hartig, CIT	143
1999	Philip Hartig, CIT	171
2000	Matt Easterday, GSU	187
2001	Philip Hartig, CIT	166
2002	Lee Curtis, CofC	166
2003	Lee Curtis, CofC	174
2004	Jared Greenwood, WCU	160
2005	Chris Campbell, CofC	168
2006	Chris Swauger, CIT	147
2007	Brandon Waring, WOF; Kenny Smith, WCU	189
2008	Jeremie Tice, CofC	192
2009	Chase Austin, Elon	178
2010	Matt Leeds, CofC	167

RUNS

1960	Dick Jones, CIT	30
1962	Sam Pickens, FUR	28
1963	Bill Marovic, WVU	40
1964	Bill Marovic, WVU	34
1965	Jim Hyder, DAV	23
1966	Mullan, GWU	26
1967	Chuck Albertson, W&M; Chuck Guth, WVU	27
1968	Mike Ross, CIT	27
1969	R. Richardson, W&M	41
1977	David Ball, WCU	46
1978	Wayne Tolleson, WCU	46
1979	Dave Cardwell, ETSU	47
1980	Gary Robinette, ETSU	36
1981	Marcos Velazquez, ETSU	71
1982	Mike Knox, CIT	66
1983	Tony Martin, ETSU	47
1984	David Hyatt, WCU	40
1985	Lawrence Sluder, ASU	58
1986	Ed Dubiel, ASU	60
1987	Billy Masse, DAV	64
1988	Keith LeClair, WCU	65
1989	Steve Hollins, ASU	56
1990	Anthony Jenkins, WCU	70
1991	Kevin Bellomo, WCU	77
1992	Matt Raleigh, WCU	77
1993	Rodney Hennon, WCU	65
1994	Mike Tidick, WCU	62
1995	Tyson Whitley, GSU	57
1996	Tommy Peterman, GSU	66
1997	Jeremy Bruce, WCU	82
1998	Martin Barrow, WCU	72
1999	Eric Johnson, WCU	83
2000	Chris Morris, CIT	81
2001	Doug Schutt, UNCG	67
2002	Chris Walker, GSU	79
2003	Alan Beck, WCU	68
2004	Phillip Coker, CofC	75
2005	Brett Gardner, CofC	85
2006	Barrett Shaft, WCU	68
2007	Oliver Marmol, CofC	84
2008	Chris Shehan, GSU	84
2009	Joey Bergman, CofC	88
2010	Cole Rakar, CofC	76

STOLEN BASES

1960	Gaines Mason, FUR	17
1962	Larry Hitchcock, CIT; Jim Procopio, WVU	13
1963	Bill Marovic, WVU	27
1964	Bill Marovic, WVU	27
1965	Bill Marovic, WVU	20
1966	Parke, WVU	15
1967	Joe Lalli, GWU (NCAA)	21
1968	Rama, W&M	16

1974	Mike Ramsey, ASU	34
1975	Schwartzman, W&M (NCAA)	27
1976	Rick Schwartzmen, W&M	26
1977	Wayne Tolleson, WCU	26
1978	Wayne Tolleson, WCU	29
1979	John Porter, DAV	15
1982	Mike Knox, CIT	39
1984	Eddy Hallemann, FUR	19
1985	Tim Jones, CIT	46
1986	Eddy Hallemann, FUR	35
1987	Gary Sibayan, VMI	24
1988	Gary Sibayan, VMI	26
1989	Billy Swails, CIT	17
1990	Dan McDonnell, CIT	38
1991	Dan McDonnell, CIT	30
1992	Vic Correll, CIT; Dan McDonnell, CIT	27
1993	Will Shellman, ASU	29
1994	David Beckley, CIT	39
1995	David Groseclose, VMI	33
1996	Antoine Moran, GSU	50
1997	Terrence Smalls, CIT	33
1998	Terrence Smalls, CIT	49
1999	Chris Morris, CIT	52
2000	Chris Morris, CIT	84
2001	Chris Walker, GSU	41
2002	Chris Walker, GSU	48
2003	Brett Gardner, CofC	28
2004	Byron Barber, CofC	25
2005	Brett Gardner, CofC	38
2006	Phillip Coker, CofC	36
2007	Chris Dove, Elon	31
2008	Chris Dove, Elon	38
2009	Trevor Collias, WCU	30
2010	Shawn Payne, GSU	43

BASES ON BALLS

1960	3, Honeycutt, VPI	23
1983	Mel Kinsey, WCU	55
1985	Ken Vickery, CIT	52
1990	Dan McDonnell, CIT	62
1991	Dan McDonnell, CIT	53
1992	Dan McDonnell, CIT	63
1993	Todd Greene, GSU	44
1994	Franco Martin, VMI	44
1995	Sy Jones, GSU	59
1996	Bo Betchman, CIT; Sy Jones, GSU	49
1997	Alex Tolbert, WCU	59
1998	Chris Moore, WCU	62
1999	Chris Morris, CIT	57
2000	Shane Schumaker, UNCG; Chris Morris, CIT	47
2001	Shane Schumaker, UNCG	43
2002	Strat Stavrou, WOFF	41
2003	Alan Beck, WCU	47
2004	Chip Cannon, CIT	71
2005	Jared Greenwood, WCU	54
2006	Greg Dowling, GSU	53
2007	Blake Murphy, WCU	52
2008	Ricky Orton, UNCG	61
2009	Chris McGuiness, CIT	65
2010	Rob Kral, CofC	58

HIT BY PITCH

2002	Brett Anderson, CofC	20
2003	James Payne, GSU	23
2004	Byron Barber, CofC	24
2005	Gary Morris, Elon	32
2006	Tim Hallam, WCU	19
2007	Graham Maiden, CofC	29
2008	Bennett Davis, Elon	22
2009	Griffin Benedict, GSU	24
2010	Chris Barker, UNCG	26

PITCHING

WINS

1952	Moe Bauer, WF	11
1959	Dennis Hill, GWU; Paul Chuma, WVU	8
1960	Dick Almes, CIT	8
1962	Tom Shafer, WVU	9
1963	John Radosevich, WVU	8
1964	John Radosevich, WVU	9
1965	John Radosevich, WVU	8
1966	Jerry Meadows, WVU	9
1967	Jay Newton, W&M; Mike Moschel, WVU; Dick Balderson, UR	7
1968	Hank Bunnell, GWU	9
1969	Hank Bunnell, GWU	6
1970	Hank Bunnell, GWU	9
1971	John Katona, FUR; Doug Pounder, CIT	10
1972	John Katona, FUR	8
1973	T. Toms, ECU; S. Anspaugh, ASU	7
1974	R. Martin, UR, J. Blankenship, ASU	7
1975	Hank Welch, CIT; Joel Tew, DAV	8
1976	Mickey Britt, ECU	10
1977	Jerry Reed, WCU	10
1978	Mike Pendleton, CIT	9
1979	Frank Galloway, CIT	9
1980	Jeff Andrews, ETSU	11
1981	Joe Graves, ETSU	11
1982	Phil Pierce, ETSU	10
1983	Mike Cherry, CIT	12
1984	Pete Hardee, ASU	12
1985	Scott Gay, WCU	12
1986	Keith Smith, WCU	10
1987	Steve Condon, DAV	9
1988	Greg Wilcox, DAV	11
1989	Pete Palmer, ASU	8
1990	Jack Kimel, WCU	11
1991	Will Ertel, FUR	12
1992	Jack Kimel, WCU	10
1993	Jason Beverlin, WCU	12
1994	Jason Beverlin, WCU	11
1995	William Rushing, GSU; Chris Pollard, DAV	11
1996	Julio Ayala, GSU	15
1997	Mark DiFelice, WCU	10
1998	Mark DiFelice, WCU	11
1999	Matt Baber, ETSU	12
2000	David Ray, GSU	12
2001	Brett Lewis, GSU	9
2002	Scooter Michael, UNCG	12
2003	Tom Mastny, FUR; Jarrett Santos, UNCG	11
2004	Ryan Johnson, CofC; Jonathan Ellis, CIT	12
2005	Jeremy Hall, ETSU	10
2006	Nick Chigges, CofC	11
2007	Nick Chigges, CofC; Ben Austin, WOF	11
2008	Steven Hensley, Elon	10
2009	Chris Mederos, GSU	11
2010	Asher Wojciechowski, CIT	12

EARNED RUN AVERAGE

1957	Fox, CIT	1.44
1958	Chuma, WVU (NCAA)	1.50
1960	Jim Carter, WVU	1.07
1962	Tom Shafer, WVU	1.52
1963	Joe Jeran, WVU	1.15
1964	Percy Sensabaugh, VMI	0.67
1965	Winston Blenckstone, UR	0.99
1966	Vaughn Kovach, WVU	0.66
1967	Marshall Dellinger, ECU	0.85
1968	Dennis Burke, ECU	0.91
1969	Terry Deaver, FUR	0.83
1970	Ron Hastings, ECU	0.56
1971	Richardson, W&M	0.87
1972	Rusty Booth, CIT	0.95

1973	R. Hatcher, UR	0.69
1974	D. LaRussa, ECU	0.87
1975	Dean Reavis, ECU	1.82
1976	Pete Conaty, ECU	1.21
1977	Mickey Britt, ECU	1.68
1978	Don Gordon, CIT	1.72
1979	Frank Galloway, CIT	1.00
1980	Mike Sullivan, MAR	0.60
1981	Alan Hurt, CIT	1.85
1982	Kirk Bailey, ASU	1.25
1983	David Mills, CIT	1.13
1984	Rich Collins, CIT	1.70
1985	J.D. McKinney, MAR	3.05
1986	Mike Monte, CIT	2.84
1987	Ward Withrow, CIT	1.32
1988	Paul Menhart, WCU	3.55
1989	Matt Gore, CIT	2.41
1990	Ken Britt, CIT (preCWS)	1.97
1991	Ken Britt, CIT	2.59
1992	Gettys Glaze, CIT	1.70
1993	John Price, CIT	2.20
1994	Britt Reames, CIT	2.16
1995	Donald Morillo, CIT	1.60
1996	Dan Stutzman, ASU	2.24
1997	Tom Martin, CIT	3.25
1998	Jason Parsons, UNCG	2.32
1999	Lucas Hocker, CofC	2.52
2000	Eric Talbert, CIT	2.76
2001	Eric Talbert, CIT	2.06
2002	Randy Corn, CIT	1.37
2003	Tom Mastny, FUR	1.09
2004	Jonathan Ellis, CIT	2.18
2005	Chris Mason, UNCG	2.88
2006	Nick Chigges, CofC	1.40
2007	Drew Saberhagen, WCU	2.87
2008	Jay Jackson, FUR	3.17
2009	Matt Talley, CIT	3.42
2010	Matt Benedict, WCU	3.11

STRIKEOUTS

1955	Jim Heise, WVU	111
1959	Dick Almes, CIT	127
1960	Paul Chuma, WVU	
1962	Frank Griffith, UR	84
1963	John Radosevich, WVU (NCAA)	95
1964	John Radosevich, WVU	123
1965	John Radosevich, WVU	120
1966	Holland, DAV	113
1967	Jerry Meadows, ECU	105
1968	Hank Bunnell, GWU	93
1969	Hank Bunnell, GWU	79
1970	Hank Bunnell, GWU	110
1971	John Katona, FUR	109
1972	S. Arrington, CIT	68
1973	S. Arrington, CIT	93
1974	Todd Brenizer, FUR	78
1975	Richard Wieters, CIT	62
1976	Chris Davis, W&M	84
1977	Tim Barr, DAV	106
1978	Mike Pendleton, CIT	98
1979	Mike Pendleton, CIT	91
1981	Jeff Barkley, CIT	88
1982	Mike Cherry, CIT	106
1983	Mike Cherry, CIT	132
1984	Scott Gay, WCU	62
1985	Scott Gay, WCU	118
1986	Len Stratton, ASU	90
1987	Len Stratton, ASU	69
1988	Wilcox, DAV	86
1989	Paul Menhart, WCU	64
1990	Paul Menhart, WCU	82
1991	Will Ertel, FUR	96
1992	Gettys Glaze, CIT	104
1993	Jason Beverlin, WCU	106
1994	Jason Beverlin, WCU	154
1995	William Rushing, GSU	172
1996	Julio Ayala, GSU	143
1997	Ryan Cummings, GSU	104
1998	Brian Rogers/Brian Wiley, CIT	159
1999	Brian Wiley, CIT	150



Wofford pitcher Ben Austin paced the SoCon with 11 wins in 2007 and a pair of shutouts in 2008.

SOUTHERN CONFERENCE

2000	David Ray, GSU	115	1980	Jeff Andrews, ETSU	9
2001	Reid Casey, ETSU	107	1981	Jeff Barkley, CIT	9
2002	Brett Lewis, GSU	122	1985	Kirk Burnett, FUR; Chris Johnson, ETSU	9
2003	Dennis Dove, GSU	118	1989	Mike Clark, FUR	7
2004	Jonathan Ellis, CIT	131	1990	Danny Clark, ETSU	8
2005	Chris Mason, UNCG	135	1991	Will Ertel, FUR	11
2006	Everett Teaford, GSU	122	1992	Charles Braswell, FUR; Dallas Rinehart, ETSU	9
2007	Nick Chigges, CofC	112	1993	Matt Spade, MAR	7
2008	Steven Hensley, Elon	99	1994	Matt Spade, MAR	9
2009	Chris Mederos, GSU	113	1995	Chris Pollard, DAV	11
2010	Asher Wojciechowski, CIT	155	1996	W.G. Smith, VMI	7

INNINGS PITCHED

1960	Dick Almes, CIT	94.0	1998	Michael Harrell, ETSU	7
1961	Lee Melear, VPI		1999	Matt Baber, ETSU	11
1962	Tom Shafer, WVU	88.1	2000	Matt Baber, ETSU	9
1963	Tony Romasco, GWU	76.2	2001	Toby David, FUR; George Lehr, WOF	4
1964	John Radosevich, WVU	81.0	2002	Jay Metzger, UNCG	6
1965	John Radosevich, WVU	77.0	2003	Tom Mastny, FUR	8
1966	Bryan, DAV	90.0	2004	Jonathan Ellis, CIT	9
1967	Jay Newton, W&M	97.0	2005	Chris Mason, UNCG	8
1968	Dick Balderson, UR	80.0	2006	Everett Teaford, GSU	4
1969	Hank Bunnell, GWU	88.1	2007	Seven tied	2
1970	Hank Bunnell, GWU	102.1	2008	Jesse Simpson, CofC; Ben Austin, WOF	2
1971	R. Pipan, DAV	94.0	2009	Wes Wrenn, CIT	3
1972	John Katona, FUR	76.1	2010	Asher Wojciechowski, CIT; Ian Parry, FUR; Jake Brown, GSU	3
1973	T. Toms, ECU	77.1			
1974	J. Blankenship, ASU	93.1			
1975	Joel Tew, DAV	94.2			
1976	Mickey Britt, ECU	103.2			
1977	Tim Barr, DAV	113.1			
1978	Albie DeYoung, MAR	75.0			
1979	Frank Galloway, CIT	99.0			
1981	Jeff Barkley, CIT	94.0			
1985	Scott Gay, WCU	113.1			
1989	Paul Menhart, WCU	86.1			
1990	Billy Baker, CIT	109.1			
1991	Will Ertel, FUR	132.1			
1992	Phillip Grundy, WCU	110.1			
1993	Jason Beverlin, WCU	105.1			
1994	Jason Beverlin, WCU	124.1			
1995	William Rushing, GSU	160.0			
1996	Julio Ayala, GSU	152.0			
1997	Clint Sauls, GSU	115.0			
1998	Clint Sauls, GSU	122.0			
1999	David Pember, WCU	119.2			
2000	Matt Baber, ETSU	133.2			
2001	Reid Casey, ETSU	117.1			
2002	Brett Lewis, GSU	126.1			
2003	Ryan Basner, WCU	125.0			
2004	Jonathan Ellis, CIT	136.1			
2005	Everett Teaford, GSU	119.2			
2006	Everett Teaford, GSU	120.1			
2007	Austin Redwine, WOF	109.0			
2008	Jay Jackson, FUR	99.1			
2009	Wes Wrenn, CIT	102.0			
2010	Asher Wojciechowski, CIT	125.2			

APPEARANCES

1989	Dan Norman, ASU	22
1990	Hank Kraft, CIT	27
1991	Hank Kraft, CIT	26
1992	Billy Goodrich, VMI; Hank Kraft, CIT	24
1993	Paul Thornton, GSU	35
1994	Mike Manning, WCU	40
1995	Donald Morillo, CIT	32
1996	Tod Lee, GSU	38
1997	Tod Lee, GSU	42
1998	Tom Martin, CIT	38
1999	Marty Jones, GSU	33
2000	Taft Cable, UNCG	38
2001	Ted Toler, UNCG	41
2002	Randy Corn, CIT	39
2003	Jarrett Santos, UNCG	41
2004	Jarrett Santos, UNCG	34
2005	Luke Miller, WCU	37
2006	Patrick Currin, UNCG	38
2007	Kyle Kamppi, GSU	37
2008	James White, UNCG	38
2009	Mike Frongello, DAV	34
2010	Andrew Chilcoat, WCU	34

SAVES

1988	Brad Wanzenberg, DAV	11
1989	Tripp Blanton, CIT; Dan Norman, ASU	6
1990	Hank Kraft, CIT; Doug Uzdilla, WCU	7
1991	Hank Kraft, CIT	9
1992	Hank Kraft, CIT	12
1993	Paul Thornton, GSU	17
1994	Mike Manning, WCU	14
1995	Donald Morillo, CIT	13
1996	Tod Lee, GSU	11
1997	Tod Lee, GSU; Tom Martin, CIT	7
1998	David Pember, WCU; Tom Martin, CIT	8
1999	Brett Davey, CofC; Jay Morgan, CIT; Ian Ostlund, VMI	7
2000	Jay Morgan, CIT	10
2001	Randy Corn, CIT; Andy Hutchings, CofC	12
2002	Randy Corn, CIT	13
2003	Chris Mason, UNCG	8
2004	Brett Harker, CofC	13
2005	Brett Harker, CofC	15



Mike Frongello's (Davidson) 34 appearances in 2009 were the most by any SoCon pitcher.

2006	Josh McLaughlin, CofC; Link Saunders, CIT	15
2007	A.J. Battisto, GSU; Greg Holland, WCU	10
2008	Thomas Girdwood, Elon	10
2009	Thomas Girdwood, Elon	17
2010	Chris Patterson, ASU	13

SHUTOUTS

1979	Frank Galloway, CIT	4
1981	Jeff Montgomery, MAR	4
1989	Matt Gore, CIT; Paul Menhart, WCU	2
1990	Richard Shirer, CIT	3
1991	Ken Britt, CIT; Chris Smith, ASU	3
1992	Gettys Glaze, CIT	5
1993	Clint Fair, GSU	3
1994	Tim Roth, GSU; William Rushing, GSU	3
2000	Four tied	1
2001	Six tied	1
2002	Five tied	2
2003	10 tied	1
2004	Jonathan Ellis, CIT	2
2005	Chris Mason, UNCG	1
2006	Nick Chigges, CofC	2
2007	Six tied	1
2008	Ben Austin, WOF	2
2009	David Peterson, CofC; Matt Crim, CIT	1
2010	Matt Talley, CIT; Jimmy Reyes, Elon	2

OPPOSING BATTING AVERAGE

2002	Randy Corn, CIT	.157
2003	Tom Mastny, FUR	.178
2004	Jonathan Ellis, CIT	.221
2005	Link Saunders, CIT	.234
2006	Nick Chigges, CofC	.205
2007	Jeff Beliveau, CofC	.229
2008	Jay Jackson, FUR	.216
2009	Rob Gilliam, UNCG	.224
2010	Asher Wojciechowski, CIT	.233

COMPLETE GAMES

1956	Charlie Moore, FUR	9
1965	John Radosevich, WVU	9
1966	Four players	7
1967	Jay Newton, W&M; Dick Balderson, UR	11
1968	Hank Bunnell, GWU; Dick Balderson, UR	9
1970	John Katona, FUR	10
1971	Rick Pipan, DAV	11
1974	Jim Blankenship, ASU	9
1975	Joel Tew, DAV	10
1976	Jeff Roberts, FUR	9
1977	Tim Barr, DAV	10
1978	Albie DeYoung, MAR	8
1979	Mike Priesmeyer, ETSU	9

BATTING

BATTING AVERAGE

1963	The Citadel	.219
1964	West Virginia	.283
1965	George Washington	.279
1966	George Washington	.318
1967	East Carolina	.273
1968	George Washington	.284
1969	William & Mary	.269
1970	Richmond	.275
1971	Furman	.272
1972	Richmond	.262
1973	Appalachian State	.278
1974	Appalachian State	.268
1975	The Citadel	.293
1976	The Citadel	.295
1977	Western Carolina	.322
1978	Appalachian State	.353
1979	East Tennessee State	.302
1980	Western Carolina	.324
1981	Appalachian State	.346
1982	The Citadel	.346
1983	Appalachian State	.317
1984	Appalachian State	.314
1985	Appalachian State	.328
1986	Appalachian State	.343
1987	Western Carolina	.314
1988	Appalachian State	.339
1989	Marshall	.317
1990	Western Carolina	.314
1991	Western Carolina	.330
1992	Western Carolina	.320
1993	East Tennessee State	.313
1994	Western Carolina	.295
1995	Georgia Southern	.294
1996	Appalachian State	.314
1997	Western Carolina	.351
1998	East Tennessee State	.314
1999	Western Carolina	.328
2000	The Citadel	.325
2001	Western Carolina	.311
2002	Western Carolina	.334
2003	The Citadel; Georgia Southern	.307
2004	College of Charleston	.341
2005	College of Charleston	.355
2006	College of Charleston	.325
2007	College of Charleston	.350
2008	Georgia Southern	.346
2009	College of Charleston	.345
2010	College of Charleston	.319

HOME RUNS

1963	VMI	15
1964	Davidson	13
1965	Virginia Tech	10
1966	East Carolina	10
1967	East Carolina	14
1968	East Carolina	27
1969	East Carolina	16
1970	Furman	13
1971	Furman	29
1972	East Carolina	13
1973	Richmond	10
1974	East Carolina	19
1975	Davidson	24
1976	Richmond	24
1977	Western Carolina	37
1978	Appalachian State	41
1979	East Tennessee State	44
1980	East Tennessee State	40
1981	East Tennessee State	69



Furman's Tom Mastny recorded a 1.09 ERA in 2003, which stands as the lowest mark in the SoCon in the past 30 years.

1982	East Tennessee State	60
1983	East Tennessee State	59
1984	Western Carolina	36
1985	Appalachian State	78
1986	Appalachian State	76
1987	Davidson	84
1988	Western Carolina	112
1989	Western Carolina	70
1990	Western Carolina	65
1991	Western Carolina	67
1992	Western Carolina	87
1993	Western Carolina; Davidson	67
1994	Davidson	47
1995	Georgia Southern	57
1996	Georgia Southern	73
1997	Western Carolina	100
1998	Western Carolina	55
1999	Western Carolina	82
2000	UNCG	61
2001	Georgia Southern	60
2002	Western Carolina	56
2003	Western Carolina	58
2004	Western Carolina	66
2005	East Tennessee State	69
2006	Elon	68
2007	Wofford	108
2008	College of Charleston	130
2009	Elon	138
2010	College of Charleston	105

SLUGGING PERCENTAGE

2002	College of Charleston	.508
2003	College of Charleston	.464
2004	College of Charleston	.485
2005	East Tennessee State	.523
2006	Furman	.471
2007	College of Charleston	.570
2008	College of Charleston	.607
2009	Elon	.596
2010	College of Charleston	.539

ON-BASE PERCENTAGE

2002	College of Charleston	.412
2003	Georgia Southern	.396
2004	College of Charleston	.431
2005	College of Charleston	.432
2006	Elon	.402
2007	College of Charleston	.423
2008	Georgia Southern	.437
2009	College of Charleston	.430
2010	College of Charleston	.413

RUNS

2002	College of Charleston	533
2003	Western Carolina	477
2004	College of Charleston	535
2005	College of Charleston	553
2006	Elon	491
2007	College of Charleston	552
2008	College of Charleston	627
2009	Elon	604
2010	College of Charleston	576

HITS

2002	Georgia Southern	733
2003	Western Carolina	694
2004	College of Charleston	760
2005	College of Charleston	814
2006	College of Charleston	725
2007	College of Charleston	760
2008	Georgia Southern	751
2009	The Citadel	728
2010	College of Charleston	732

RUNS BATTED IN

2002	College of Charleston	450
2003	Western Carolina	421
2004	College of Charleston	475
2005	College of Charleston	495
2006	Elon	449
2007	College of Charleston	513
2008	College of Charleston	589
2009	Elon	558
2010	College of Charleston	532

SOUTHERN CONFERENCE

DOUBLES

2002	College of Charleston	151
2003	Western Carolina	148
2004	Western Carolina	137
2005	College of Charleston	174
2006	Appalachian State	136
2007	Appalachian State	168
2008	College of Charleston	161
2009	College of Charleston	156
2010	College of Charleston	160

TRIPLES

2002	College of Charleston	42
2003	College of Charleston	27
2004	College of Charleston	23
2005	East Tennessee State	17
2006	The Citadel	21
2007	College of Charleston	26
2008	Elon	24
2009	Elon	24
2010	UNCG	21

TOTAL BASES

2002	College of Charleston	1,089
2003	Western Carolina	1,044
2004	College of Charleston	1,080
2005	College of Charleston	1,196
2006	Elon	1,022
2007	College of Charleston	1,237
2008	College of Charleston	1,304
2009	Elon	1,310
2010	College of Charleston	1,237

BASES ON BALLS

2002	College of Charleston	256
2003	Western Carolina	274
2004	The Citadel	260
2005	Elon	250
2006	Elon	308
2007	Elon	277
2008	Elon	330
2009	Elon	326
2010	Elon	302



Ryan Falcon and the UNCG pitchers allowed the fewest home runs in the SoCon each year from 2004-06.

HIT BY PITCH

2002	Georgia Southern	86
2003	Georgia Southern	92
2004	College of Charleston	122
2005	Elon	108
2006	Western Carolina	101
2007	College of Charleston	96
2008	Elon	105
2009	Georgia Southern	107
2010	Elon; Western Carolina	93

STRIKEOUTS

2002	The Citadel	397
2003	The Citadel	431
2004	The Citadel	466
2005	Elon	424
2006	Wofford	447
2007	Wofford	427
2008	Elon	443
2009	Elon	469
2010	College of Charleston	479

STOLEN BASES

2002	Georgia Southern	151
2003	UNCG; College of Charleston	101
2004	College of Charleston	112
2005	College of Charleston	99
2006	College of Charleston	128
2007	Elon	103
2008	Elon	155
2009	Western Carolina	126
2010	The Citadel	127

PITCHING

EARNED RUN AVERAGE

1963	The Citadel	3.14
1964	West Virginia	1.46
1965	VMI	2.20
1966	West Virginia	1.84
1967	East Carolina	1.93
1968	East Carolina	2.47
1969	The Citadel	1.91
1970	East Carolina	1.57
1971	The Citadel	2.17
1972	The Citadel	1.74
1973	The Citadel	2.14
1974	East Carolina	1.86
1975	East Carolina	2.62
1976	East Carolina	2.02
1977	The Citadel	2.67
1978	The Citadel	2.41
1979	The Citadel	2.24
1980	The Citadel	3.16
1981	The Citadel	3.37
1982	The Citadel	2.61
1983	The Citadel	2.84
1984	Appalachian State	2.59
1985	Appalachian State	4.06
1986	Appalachian State	4.25
1987	Appalachian State	4.79
1988	Western Carolina	4.92
1989	The Citadel	4.38
1990	The Citadel	3.67
1991	The Citadel	3.40
1992	The Citadel	3.77
1993	Georgia Southern	3.89
1994	Western Carolina	2.97
1995	The Citadel	3.26
1996	Georgia Southern	4.26
1997	The Citadel	5.19

1998	Western Carolina	4.03
1999	College of Charleston	4.54
2000	The Citadel	4.12
2001	The Citadel	3.81
2002	The Citadel	3.53
2003	UNCG	3.69
2004	UNCG	4.17
2005	College of Charleston	4.06
2006	College of Charleston	3.02
2007	Western Carolina	4.79
2008	The Citadel	5.17
2009	The Citadel	4.50
2010	The Citadel	4.57

OPPOSING BATTING AVERAGE

2002	The Citadel	.257
2003	UNCG	.256
2004	College of Charleston	.268
2005	College of Charleston	.270
2006	College of Charleston	.238
2007	College of Charleston	.275
2008	Elon	.284
2009	The Citadel	.274
2010	The Citadel	.274

INNINGS PITCHED

2002	Georgia Southern	563.1
2003	Western Carolina	566.1
2004	The Citadel	600.2
2005	College of Charleston	568.0
2006	College of Charleston	575.1
2007	Western Carolina	550.1
2008	Elon	549.2
2009	The Citadel	539.2
2010	The Citadel	580.2

STRIKEOUTS

2002	Georgia Southern	552
2003	Georgia Southern	591
2004	The Citadel	494
2005	College of Charleston	509
2006	College of Charleston	522
2007	College of Charleston	445
2008	College of Charleston	480
2009	Western Carolina	487
2010	College of Charleston	531

WINS

2002	Georgia Southern	39
2003	Western Carolina	43
2004	College of Charleston	47
2005	College of Charleston	48
2006	College of Charleston	46
2007	Western Carolina	41
2008	Elon	44
2009	Georgia Southern	42
2010	College of Charleston	44

SAVES

2002	Western Carolina	15
2003	Western Carolina	14
2004	College of Charleston	19
2005	College of Charleston	19
2006	College of Charleston	20
2007	Wofford	15
2008	College of Charleston	18
2009	Elon	24
2010	Appalachian State; Georgia Southern	15

RUNNERS PICKED OFF

2002	Georgia Southern	17
2003	VMI	21
2004	Western Carolina	17
2005	Georgia Southern	22
2006	Georgia Southern	22
2007	Georgia Southern	22
2008	The Citadel	28
2009	The Citadel; Davidson	17
2010	Davidson	25

FEWEST HITS ALLOWED

2002	The Citadel	491
2003	Davidson	465
2004	Wofford	496
2005	UNCG	493
2006	College of Charleston	512
2007	College of Charleston	578
2008	Furman	578
2009	UNCG	513
2010	Davidson	558

FEWEST RUNS ALLOWED

2002	The Citadel	259
2003	Furman	261
2004	UNCG	278
2005	UNCG	274
2006	College of Charleston	238
2007	Western Carolina	346
2008	The Citadel	330
2009	The Citadel	318
2010	Appalachian State	332

FEWEST EARNED RUNS ALLOWED

2002	The Citadel	193
2003	Furman	215
2004	UNCG	227
2005	UNCG	228
2006	College of Charleston	193
2007	College of Charleston	282
2008	The Citadel	287
2009	The Citadel	270
2010	Appalachian State	287

FEWEST WALKS ALLOWED

2002	VMI	152
2003	UNCG	52
2004	UNCG	145
2005	UNCG	154
2006	Furman	172
2007	Furman	186
2008	Furman	196
2009	Appalachian State	184
2010	Davidson	188

FEWEST DOUBLES ALLOWED

2002	The Citadel	92
2003	Furman	85
2004	UNCG; Elon	104
2005	Furman	94
2006	College of Charleston	66
2007	College of Charleston	96
2008	Elon	97
2009	The Citadel	86
2010	The Citadel	100

FEWEST TRIPLES ALLOWED

2002	The Citadel	7
2003	Furman	6
2004	College of Charleston	5
2005	Davidson	5
2006	College of Charleston	3
2007	Elon	8
2008	Davidson; College of Charleston	6
2009	Elon	2
2010	Elon	9

FEWEST HOME RUNS ALLOWED

2002	The Citadel	24
2003	Davidson	28
2004	UNCG	26
2005	UNCG	34
2006	UNCG	35
2007	Western Carolina	44
2008	The Citadel	37
2009	The Citadel	34
2010	Appalachian State	49

WILD PITCHES

2002	College of Charleston	56
2003	Wofford	55
2004	College of Charleston	64
2005	Wofford	66
2006	Wofford	69
2007	Appalachian State	61
2008	College of Charleston	71
2009	Western Carolina	67
2010	UNCG	75

HIT BATTERS

2002	VMI	58
2003	College of Charleston	71
2004	Davidson	67
2005	Appalachian State	66
2006	Wofford	70
2007	Davidson	85
2008	Davidson; Western Carolina	72
2009	Western Carolina	92
2010	Furman	80

FIELDING

FIELDING PERCENTAGE

1979	Marshall	.952
1980	East Tennessee State	.959
1981	East Tennessee State	.962
1982	East Tennessee State	.958
1983	East Tennessee State	.957
1984	Appalachian State	.960
1985	Appalachian State	.953
1986	Western Carolina	.952
1987	Davidson	.960
1988	The Citadel	.955
1989	Appalachian State/Western Carolina	.961
1990	Appalachian State	.953
1991	The Citadel	.963
1992	Georgia Southern	.962
1993	VMI	.973
1994	East Tennessee State	.963
1995	The Citadel	.967
1996	Georgia Southern	.966
1997	The Citadel	.957
1998	UNCG	.968
1999	UNCG	.961
2000	UNCG	.965
2001	Wofford	.960
2002	Georgia Southern	.962
2003	UNCG	.970
2004	The Citadel	.974
2005	UNCG	.972
2006	Elon	.970
2007	UNCG	.967
2008	Appalachian State	.971
2009	Georgia Southern	.973
2010	Georgia Southern	.967

ERRORS

2002	Furman	114
2003	College of Charleston	114
2004	Appalachian State	119
2005	Appalachian State	138
2006	Wofford	109
2007	College of Charleston; Wofford	101
2008	Davidson	108
2009	Western Carolina	98
2010	Samford	101



Shawn Payne has helped Georgia Southern to lead the SoCon in fielding in each of the past two seasons.



GO TO SOCONSPORTS.COM

LIVE AND ON-DEMAND VIDEO COVERAGE

Subscribe now for exclusive access to live & on-demand streaming video

JOIN NOW

Already registered? Login below

Email Address

Password

[Join Now](#) [What is SoCon TV?](#)

Features Championship Video Game Archives Live on SoCon TV

WSOC: UNCG Clinches #1 Seed for Championship

FB: SoCon Saturday Week 8 Preview - ASU vs WCU

WSOC: Nicole Levermann POW 10.19.10

More Soccer (W) Videos More Football Videos More Soccer (W) Videos

[More Videos](#) [Launch Video Player](#) [Customer Care](#)

- LIVE VIDEO OF MOST SOUTHERN CONFERENCE CHAMPIONSHIPS
- SELECT LIVE REGULAR SEASON EVENTS FROM THROUGHOUT THE LEAGUE
- HIGHLIGHTS AND PREVIEWS FROM ALL 12 MEMBER INSTITUTIONS
- ON-DEMAND FOOTAGE FROM MOST CONFERENCE EVENTS
- SPECIAL FEATURES HIGHLIGHTING STUDENT-ATHLETES
- AND MORE!

NEWS, SCORES, SCHEDULES AND STANDINGS

- COVERAGE OF 19 SPONSORED SPORTS FROM ALL 12 MEMBER INSTITUTIONS
- CURRENT CONFERENCE STANDINGS
- LINKS TO LIVE STATS, VIDEO AND AUDIO
- GAME RECAPS AND STATISTICS
- CONFERENCE RECORDS AND HISTORY
- EVENT PHOTO GALLERIES AND MORE!

[Home](#) [Sports](#) [Championships](#) [Fan Zone](#) [Honors & Awards](#) [About the SoCon](#) [Schedules](#) [Corporate Sponsors](#) [Search](#)

Baseball [News](#) [Schedule & Results](#) [Standings](#) [Weekly Releases](#) [Statistics](#) [Championship](#) [History & Records](#)

College of Charleston Consensus Choice to Win SoCon Title

BB: Rakes, Tally (Headline Team) BB: Cougars Picked First SoCon Features Recognized (Link) Ranked 20th, 20th (Link) [More Headlines](#)

[UPCOMING SCHEDULE](#) [LATEST SCORES](#) [CHAMPIONSHIP CENTRAL](#)

CURRENT STANDINGS

Baseball	Conference	Overall
Appalachian State	0-0	0-0
Clemson	0-0	0-0
College of Charleston	0-0	0-0
Davidson	0-0	0-0
Elon	0-0	0-0
Furman	0-0	0-0
Georgia Southern	0-0	0-0
Samford	0-0	0-0
UNCG	0-0	0-0
Western Carolina	0-0	0-0
Wofford	0-0	0-0

[Extended Standings](#) [All Standings](#)

Find all the information you need to plan your trip to the 2011 Basketball Championships. **SoConTravel.com**

A ONE STOP SHOP FOR SOUTHERN CONFERENCE CHAMPIONSHIP INFORMATION



- WHERE TO STAY
- WHAT TO DO
- TICKET INFORMATION
- GAME RECAPS
- TOURNAMENT SCHEDULES
- PHOTO GALLERIES
- LIVE VIDEO
- HISTORIC INFORMATION

SHOP FOR SOUTHERN CONFERENCE GIFTS & APPAREL THROUGH THE NEW SOCONGEAR.COM

SOCONGEAR.COM FEATURES LICENSED APPAREL FROM THE SOUTHERN CONFERENCE AND ITS 12 MEMBER INSTITUTIONS
CHECK BACK FREQUENTLY AS NEW GEAR BECOMES AVAILABLE THROUGHOUT THE YEAR



CAN'T BE BEAT.

Ford Quality is unsurpassed by Honda or Toyota.



FUSION



F-150



TAURUS

YEAH, THAT'S RIGHT. But don't just take our word for it. According to independent, third party research, Ford quality is unsurpassed by Honda or Toyota.* And it's easy to see why. Every vehicle in our lineup offers industry-leading fuel-efficiency, safety, and breakthrough technology. It's our commitment to building quality vehicles that people want that makes Ford's lineup untouchable.



Drive one.

Carolina Ford Dealers

www.YourCarolinaFord.com

*Based on RDA Group's GQRS cumulative survey at 3 months of service in 3 surveys of 2008 Ford and competitive owners conducted 9/07-5/08.



Work as a team and you can celebrate as one.

The confidence to create your path forward.

When everybody is working toward a common goal, success is easier to achieve. At RBC Bank, the strength and stability of our team can help you create a game plan for your success. Today, you need the confidence of a strong partner to help you create a winning strategy. Which may also mean today is the day to change to RBC Bank.

Call 1-800-236-8872 or visit a nearby banking center | rbcbankusa.com



RBC Bank®



Member FDIC. ©RBC Bank (USA) 2010. ®Registered trademark of Royal Bank of Canada. Used under license. RBC Bank is a trade name used by RBC Bank (USA) and its branch offices operate under this trade name.

